



AAEONTechnology INC.
ISO-9001/ISO-14001 Certified
Industrial Automation PCs

AMB-2000

Temperature / Humidity Test Report

Issued by:

Rex Chang
QE Engineer

/

04/23/2002

Date

Reviewed by:

Wen - Yuan Yang
QE Manager

/

04/23/2002

Date

1. Test Product: Modular System Industrial Panel PCs

2. Model Name: AMB-2000

3. Test Date: 04-20-2002

4. Test Site: AAEON QA Internal Lab.

5. Test Equipment

Type	MFR	Model Number	Serial Number	Last CAL.
Programmable Temperature & Humidity Chamber	KSON	THS-D4H+-100	1241	06/10/01

6. Test Standard:

NO.	Description
IEC 68-2-61	Test Z/ABD : Climatic Sequence Test
N/A	Power ON/OFF 50 Times at 0

7. Testing Item:

Temperature & Humidity Cycle
 Test 0 Power On/Off Test

8. Additional Test Peripheral:

Configuration	Model
Test O.S.	Win98SE
Test Software	Windows Media Player (VCD viewing)
Test Fixture (For Test Software)	Temperature Recorder Fixture
Test Fixture	Power on/off(110V) Fixture

9. Test Environment:

Temperature: 20 ± 2
 Humidity: 60 ± 20%RH

10. Sample Configuration & Quantity Under Test:

Quantity: 1 (10.4" LCD + ACS-2300 Control Box)

Sample Configuration:


10-1 10.4" VGA Color TFT LCD Displays

Component	Model Name	Temperature		Humidity	
		Operation	Storage	Operation	Storage
10.4" LCD	JILIN CAIJING CJM10C011	0 ~ 50	-20 ~ 60	25 ~85%RH	5 ~85%RH
10.4" Touch Screen	DYNAPRO 95633	—	—	—	—
Inverter	CHI SAM CDA-089A	-10 ~ 70	-20 ~ 80	10 ~95%RH.	10 ~95%RH
Switching Power Supply	SKYNET SNP-8071-A	0 ~ 50	-40 ~ 85	—	—

10-2 ACS-2300 Control Box

CPU	NS Geode GXLV- 233P 2.5V 85 (233MHz)
DRAM	128MB NEC D4564841G5-A80-9JF (PC-100 SDRAM)
PCB	EI5CM Rev.1.00
System BIOS Version	ACS-2300 Without Audio Rev.2.0
HDD	Fujitsu MHK2060AT
Power (P/N)	1757307031
Heat Sink (P/N)	MO35012000

Heat Sink (P/N) : MO35012000



11. Test Result:

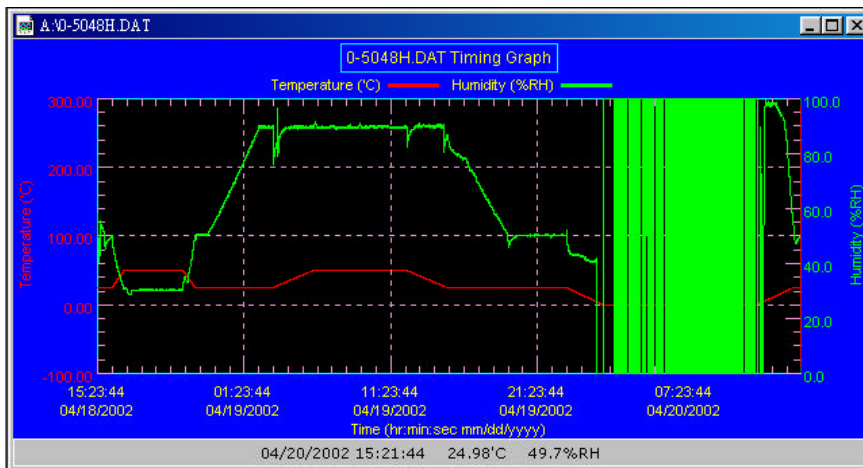
Standard	Description	Result
IEC 68-2-61	Temperature & Humidity Cycle Test (Windows Media player used for viewing VCD)	Pass
N/A	Power ON/OFF 50 Times at 0	Pass

12. Temperature & Humidity Cycle Test:

12-1 Testing Specification:

Step	Temperature ()	Humidity (%RH)	Duration (HH:MM)
1	25	50	00:30
2	25	50	00:30
3	50	30	00:50
4	50	30	04:00
5	25	50	00:50
6	25	50	00:50
7	25	90	03:30
8	25	90	01:00
9	50	90	02:46
10	50	90	06:21
11	25	90	02:46
12	25	50	04:07
13	25	50	03:30
14	25	50	00:30
15	0	0	02:30
16	0	0	10:30
17	25	50	02:30
18	25	50	00:30

12-2 Test Curve:

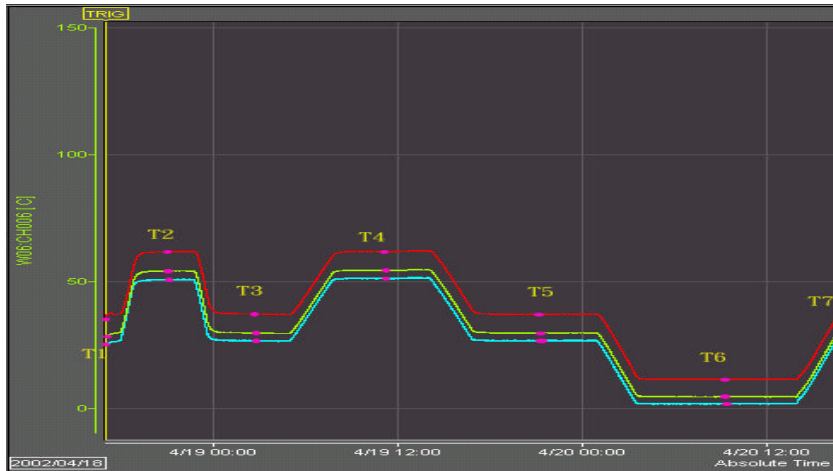


13. Temperature Recorder

13-1 Measuring Accelerometer Position:



13-2 Temperature chart:



Temp. Stage \ Channel	Channel 1 (CPU)	Channel 2 (Control Box)	Channel 3 (Chamber)
T1 (25)	35.8	28.2	25.4
T2 (60)	61.9	54.2	50.9
T3 (25)	37.3	29.7	26.9
T4 (60)	62.1	54.78	51.6
T5 (25)	37.3	29.8	26.9
T6 (0)	11.6	4.7	2.0
T7 (25)	36.7	29.5	26.7

14. Power ON/OFF 50 Times at 0 :

14-1 Testing Specification:

Step	Temperature ()	Humidity (%RH)	Duration (HH:MM)
1	25	50	00:10
2	25	50	00:20
3	0	0	01:30
4	0	0	01:00
5	25	0	01:30
6	25	50	00:30

14-2 Test Curve:

