

Report NO: 16P010007

OMNI-3175-BT

System Level Product

Compatibility Test Report

Summary	<input checked="" type="checkbox"/> Pass <input type="checkbox"/> Fail <input type="checkbox"/> Pass with Deviation (Comment: _____)			
	Test Results Category			
	Critical	Major	Minor	Enhancement
Defect Found	0	0	0	0
Defect Unsolved	0	0	0	0

Issue date

2016-09-01

QE Manager

KJ Wang

Test Engineer

Anderson Lin

Summary Table of DTS:

Defect No.	Severity	Description	Issue status

Version Released Records

Date	Version	Change History	Note
5/26/2015	C0	1. Add UEFI,GPS,CANBUS,POE, Cold boot test item	
3/22/2016	C1	1. Add issue status 2. Update CTOS devices. 3. Add HDMI 5M cable compatibility test. 4. Modified boot up without display test. 5. Add Touch Function test. 6. Add DC adapter compatibility test 7. Add Windows10 compatibility test. 8. Update Benchmark tool. 9. Update DOS / Windows on/off test rule.	

Note :

For all test items in this report, 3 results have been defined and described as following:

- Pass: Functionality work perfectly
- Fail: Functionality failed and must be resolved in the next version
- N/A: Functionality Not Applicable or Not Available

This test report would be updated when re-test completed in product next change version.

Specification Validation
Main Specification

Item	Specification	Result			Note
		Pass	Fail	N/A	
Product Name	OMNI-3175-BT	<input checked="" type="checkbox"/>	<input type="checkbox"/>	<input type="checkbox"/>	
Construction	Aluminum front bezel with AAEON logo and chassis	<input checked="" type="checkbox"/>	<input type="checkbox"/>	<input type="checkbox"/>	
Display	17", SXGA, 1280x1024, 350 nit, LED backlight	<input checked="" type="checkbox"/>	<input type="checkbox"/>	<input type="checkbox"/>	
Touch Screen	P-CAP full flat touch 5-Wire Resistive full flat touch	<input checked="" type="checkbox"/>	<input type="checkbox"/>	<input type="checkbox"/>	
CPU Board	PBA-BT03 Rev b1.0	<input checked="" type="checkbox"/>	<input type="checkbox"/>	<input type="checkbox"/>	
Processor	Intel Celeron J1900, 2 GHz Intel Celeron N2807, 1.58 GHz	<input checked="" type="checkbox"/>	<input type="checkbox"/>	<input type="checkbox"/>	
System Memory	204-pin DDR3L 1333MHz SODIMM x 1, up to 8 GB, (J1900) 204-pin DDR3L 1333MHz SODIMM x 1, up to 4 GB, (N2807)	<input checked="" type="checkbox"/>	<input type="checkbox"/>	<input type="checkbox"/>	
Storage	CFast Socket X 1 (Easy-to-swap) SATA 2.5" HDD bay x 1	<input checked="" type="checkbox"/>	<input type="checkbox"/>	<input type="checkbox"/>	
Side I/O	USB type A x 1 for USB 3.0 USB type A x 3 for USB 2.0 SMA Antenna hole x 1 HDMI x1 CFast x1	<input checked="" type="checkbox"/>	<input type="checkbox"/>	<input type="checkbox"/>	
Bottom I/O	DB-9 for RS-485/422/232 x 1 RJ-45 x 2 for 10/100/1000 base-T DB-15 x 1 for VGA 3-pin terminal block x1 for 9~36 Vdc power input LED Power on/off switch x1 (Power on = Orange, Power off =N/A)	<input checked="" type="checkbox"/>	<input type="checkbox"/>	<input type="checkbox"/>	
Expansion	Mini card x 2 (Testing	<input checked="" type="checkbox"/>	<input type="checkbox"/>	<input type="checkbox"/>	

	Compalibility Only) SIM card x 2 PCIE X 1 connector (AAEON PIN Define) (Thermal, Shock and Vibration Test with AAEON LAN Module)				
Mounting	Panel / VESA / Desktop mount	<input checked="" type="checkbox"/>	<input type="checkbox"/>	<input type="checkbox"/>	
Power Supply	DC 9(min) ~ 36 (max) V w/3-pin terminal block, ATX Power function	<input checked="" type="checkbox"/>	<input type="checkbox"/>	<input type="checkbox"/>	
Dimensions	TBD	<input checked="" type="checkbox"/>	<input type="checkbox"/>	<input type="checkbox"/>	
Color	Aluminum	<input checked="" type="checkbox"/>	<input type="checkbox"/>	<input type="checkbox"/>	

O.S. Support

Item	Specification	Result			Note
		Pass	Fail	N/A	
Microsoft Windows	Windows 7 English 32/64 bit	<input checked="" type="checkbox"/>	<input type="checkbox"/>	<input type="checkbox"/>	
	Windows8.1 English 32/64bit	<input checked="" type="checkbox"/>	<input type="checkbox"/>	<input type="checkbox"/>	
	Windows10 English 32/64bit	<input checked="" type="checkbox"/>	<input type="checkbox"/>	<input type="checkbox"/>	
Linux	Kernel 2.6 above	<input checked="" type="checkbox"/>	<input type="checkbox"/>	<input type="checkbox"/>	

Platform Information

Item	Device Information	Note
Product of department	SPD	
PCB Model / Version	Rev b1.0	
CPU Board	PBA-BT03	
BIOS / Version	OMNI Series Project (BT) R1.1(0MBTAM11) (06/28/2016): BIOS First Release	
CPU Type	Intel® Celeron® Processor J1900 (2M Cache, up to 2.42 GHz)	
Memory Type	SO-DDR3L-1600 8 GB 1333MHz SODIMM x 1 MEMPHIS(D3SO1G646GLI-A58IA)	
SATA HDD	Toshiba MQ01AAD010C / 100GB	
USB DVD-ROM	Transcend TS8XDVDR	
LCD Monitor	HP LA2405x / 24" LCD Monitor	
LVDS	17", SXGA, 1280x1024, 350 nit, LED backlight	
CFast	Innodisk 3ME3 128GB / DECFA-A28D09BC1DC-26	
Operating System	<input checked="" type="checkbox"/> English Ubuntu14.10 Kernel 3.16.0-23-generic	
	<input checked="" type="checkbox"/> Windows 7 Ultimate SP1 32/64Bit	
	<input checked="" type="checkbox"/> Windows 8.1 Enterprise English Version 32/64Bit	
	<input checked="" type="checkbox"/> Windows 10 Enterprise English Version 32/64Bit	
Power Supply	DC Adapter :FSP084-DIBAN2 DC Output:12.0V / 7.0A MAX	
Chipset Information		
North Bridge	Intel Bay Trail Chipset	
South Bridge	Intel Bay Trail Chipset	
Super IO Chipset	FINTEK 81866D	
Audio Chipset	N/A	
Ethernet Chipset	Intel(R) i211 Gigabit Network	

Summary Table of contents:

1. Hardware Compatibility.....	6
1.1. CPU Compatibility Test	6
1.2. Memory Compatibility Test.....	6
1.3. SATA Compatibility Test.....	6
1.4. Flash Card Compatibility Test	6
1.6. Monitor Compatibility Test	7
2. Basic Function Test.....	8
2.1. Video Function Test	8
2.2. Audio Function Test.....	9
2.3. LAN Function Test.....	9
2.4. COM Ports Test.....	12
2.5. RS-422 / RS-485 Test.....	12
2.6. LPT Port Test.....	12
2.7. Digital I/O Test.....	12
2.8. USB Port Integration Test.....	12
2.9. CAN BUS Test.....	13
2.10. POE LAN Function Test	13
2.11. GPS Function Test.....	14
2.12. Touch Function Test	14
3. Expansion card and Application Test	15
3.1. Expansion Slot Compatibility Test	15
4. Power Consumption Test	16
4.1. Power Consumption.....	16
4.2. PC Health Status	16
4.3. Wide Voltage Test.....	16
4.4. CMOS Battery Test	17
5. Time Accuracy Test.....	18
5.1. System Clock & RTC Clock Test.....	18
5.2. Booting Timer Test	18
5.3. Watchdog Timer Test.....	18
6. O.S. Compatibility Test	19
6.1. English Ubuntu 14.10 Kernel 3.16.0-23-generic	19
6.2. Windows 7 Ultimate English Version 32/64Bit	20
6.3. Windows 8.1 Enterprise English Version 32/64Bit	21
6.4. Windows 10 Enterprise English Version 32/64Bit	22
7. BIOS Function Test	23
7.1. Advanced Test.....	23
7.2. Chipset Test.....	24
7.3. Boot Test.....	24
7.4. CMOS Backup / Clear CMOS Test	24
7.5. AAEON Tag Check Utility.....	24
7.6. Supervisor / User Password Test	24
7.7. Hi-safe Test.....	25
7.8. Hi-Manager Test	25
7.9. Negative Test.....	25
8. Performance Test	27
8.1. System Performance Test.....	27
8.2. Storage Performance Test.....	27
9. Stability test.....	28
9.1. Run In Test.....	28
9.2. Reboot Test	29
9.3. ACPI G3 Cold Boot Test	29
9.4. ACPI S5 Cold Boot Test.....	29
10. Front Panel Button and Mechanical Check.....	30
10.1. Front Panel Button Function Test	30
10.2. Mechanical Check.....	30

1. Hardware Compatibility

1.1. CPU Compatibility Test

CPU Information (Information and frequency should show correct value)	Result			Note
	Pass	Fail	N/A	
Intel® Celeron® Processor J1900 (2M Cache, up to 2.42 GHz)	<input checked="" type="checkbox"/>	<input type="checkbox"/>	<input type="checkbox"/>	

1.2. Memory Compatibility Test

Memory Information (a. Information and frequency should show correct value. b. Memtest result should not error or halt)	AAEON P/N	Result			Note
		Pass	Fail	N/A	
DDR3L SO-DIMM					
SO-DDR3L-1600 8 GB 1333MHz SODIMM x 1 MEMPHIS(D3SO1G646GLI-A58IA)		<input checked="" type="checkbox"/>	<input type="checkbox"/>	<input type="checkbox"/>	
Transcend DDR3L-1600 2GB(SEC -410-BYMA-K4B260B46Q)	AP-DR968D3002 GK	<input checked="" type="checkbox"/>	<input type="checkbox"/>	<input type="checkbox"/>	SD3-S01-CTOS (boot to bios)
Transcend DDR3L-1600 4GB(SEC 446 XYKO K4B4G0846D)	AP-DR968D3004 G6	<input checked="" type="checkbox"/>	<input type="checkbox"/>	<input type="checkbox"/>	SD3-S08-CTOS (boot to bios)
Transcend DDR3L-1600 8GB(SEC 446 XYKO K4B4G0846D)	968D3008G7	<input checked="" type="checkbox"/>	<input type="checkbox"/>	<input type="checkbox"/>	SD3-S10-CTOS (boot to bios)

1.3. SATA Compatibility Test

1.3.1 Onboard SATA (IDE / AHCI) Test

SATA Device Information (Information and size should show correct value with IDE and AHCI mode)		AAEON P/N	Result			Note
			Pass	Fail	N/A	
SATAII	Toshiba MK1676GSX 160GB		<input checked="" type="checkbox"/>	<input type="checkbox"/>	<input type="checkbox"/>	Install Ubuntu
SATAII	Toshiba MQ01AAD010C / 100GB		<input checked="" type="checkbox"/>	<input type="checkbox"/>	<input type="checkbox"/>	Install Windows 8(32 bit)
SATAIII	2.5"/1TB/SATA3/5400rpm/16MB/WD10SPCX		<input checked="" type="checkbox"/>	<input type="checkbox"/>	<input type="checkbox"/>	Install Windows 10(32 bit)
SSD	Innodisk 3MG2-P DGS25-64GD81BC3QC-26 2.5". 64GB .SATA III SSD MLC.	968C064G39	<input checked="" type="checkbox"/>	<input type="checkbox"/>	<input type="checkbox"/>	QE-SSD-S18 Install Windows 8(64 bit)
SSD	Innodisk 3MG2-P DGS25-A28D81BC3QC-26 2.5".128GB .SATA III SSD MLC.	AP-SS968C128 G1P	<input checked="" type="checkbox"/>	<input type="checkbox"/>	<input type="checkbox"/>	QE-SSD-S20 (Install Windows 7 and 8-64 bit)
SSD	Innodisk 3MG2-P DGS25-B56D81BC1QC-26 2.5".256GB.SATA III SSD MLC.	AP-SS968C256 G16	<input checked="" type="checkbox"/>	<input type="checkbox"/>	<input type="checkbox"/>	QE-SSD-S22(Install Windows 10(64 bit)

1.4. Flash Card Compatibility Test

CFast Information (a. Information and size should show correct value (b. R/W and HDD LED should work properly)	AAEON P/N	Result			Note
		Pass	Fail	N/A	
Innodisk 3ME3 128GB DECFA-A28D09BC1DC-26		<input checked="" type="checkbox"/>	<input type="checkbox"/>	<input type="checkbox"/>	CFast-S42(Install Windows 8.1-UEFI-AHCI)

Innodisk 3ME3 64GB DECFA-64GD09BC1DC-26	<input checked="" type="checkbox"/>	<input type="checkbox"/>	<input type="checkbox"/>	CFast-S40
Innodisk 3ME3 32GB DECFA-32GD09BC1DC-26	<input checked="" type="checkbox"/>	<input type="checkbox"/>	<input type="checkbox"/>	CFast-S36
Innodisk 3ME3 16GB DECFA-16GD09BC1SC-26	<input checked="" type="checkbox"/>	<input type="checkbox"/>	<input type="checkbox"/>	CFast-S32
Innodisk 3ME3 8GB DECFA-08GD09BC1SC-26	<input checked="" type="checkbox"/>	<input type="checkbox"/>	<input type="checkbox"/>	CFast-S28
Innodisk 3ME3 8GB DC1T-32GJ30AC2QN	<input checked="" type="checkbox"/>	<input type="checkbox"/>	<input type="checkbox"/>	

1.6. Monitor Compatibility Test

Monitor Information	Result			Note
	Pass	Fail	N/A	
a. Monitor should display under DOS and OS environment.				
b. Monitor should not appear ghost or ripples.				
VGA				
HP LA2405x / 24" LCD Monitor	<input checked="" type="checkbox"/>	<input type="checkbox"/>	<input type="checkbox"/>	
SAMSUNG SyncMaster BX2450 / 24" LCD Monitor	<input checked="" type="checkbox"/>	<input type="checkbox"/>	<input type="checkbox"/>	
CHIMEI 22SH-L	<input checked="" type="checkbox"/>	<input type="checkbox"/>	<input type="checkbox"/>	
HDMI (Test with 5M HDMI cable)				
SAMSUNG SyncMaster BX2450 / 24" LCD Monitor	<input checked="" type="checkbox"/>	<input type="checkbox"/>	<input type="checkbox"/>	
Viewsonic VP2770-LED	<input checked="" type="checkbox"/>	<input type="checkbox"/>	<input type="checkbox"/>	
DELL U2713HMT	<input checked="" type="checkbox"/>	<input type="checkbox"/>	<input type="checkbox"/>	
CHIMEI 22SH-L	<input checked="" type="checkbox"/>	<input type="checkbox"/>	<input type="checkbox"/>	

2. Basic Function Test

2.1. Video Function Test

2.1.1. Single Output Function Test

Configuration										
CPU	Intel® Celeron® Processor J1900 (2M Cache, up to 2.42 GHz)									
Memory	SO-DDR3L-1600 8 GB 1333MHz SODIMM x 1 MEMPHIS(D3SO1G646GLI-A58IA)									
SATA HDD	Toshiba MQ01AAD010C / 2.5" SATA 2 HDD / 100GB									
VGA	HP LA2405x / 24" LCD Monitor									
HDMI	SAMSUNG SyncMaster BX2450 / 24" LCD Monitor									
Operating system	Windows 8.1 Enterprise English Version 64Bit									
Color Quality	<input type="checkbox"/> 16bit <input type="checkbox"/> 24bit <input checked="" type="checkbox"/> 32bit									
Resolution	LCD			VGA			HDMI			Note
	Pass	Fail	N/A	Pass	Fail	N/A	Pass	Fail	N/A	
800X600	<input type="checkbox"/>	<input type="checkbox"/>	<input checked="" type="checkbox"/>	<input type="checkbox"/>	<input type="checkbox"/>	<input checked="" type="checkbox"/>	<input type="checkbox"/>	<input type="checkbox"/>	<input checked="" type="checkbox"/>	
1024X768	<input checked="" type="checkbox"/>	<input type="checkbox"/>	<input type="checkbox"/>	<input checked="" type="checkbox"/>	<input type="checkbox"/>	<input type="checkbox"/>	<input checked="" type="checkbox"/>	<input type="checkbox"/>	<input type="checkbox"/>	
1280X600	<input type="checkbox"/>	<input type="checkbox"/>	<input checked="" type="checkbox"/>	<input type="checkbox"/>	<input type="checkbox"/>	<input checked="" type="checkbox"/>	<input type="checkbox"/>	<input type="checkbox"/>	<input checked="" type="checkbox"/>	
1280X720	<input type="checkbox"/>	<input type="checkbox"/>	<input checked="" type="checkbox"/>	<input type="checkbox"/>	<input type="checkbox"/>	<input checked="" type="checkbox"/>	<input type="checkbox"/>	<input type="checkbox"/>	<input checked="" type="checkbox"/>	
1280X768	<input checked="" type="checkbox"/>	<input type="checkbox"/>	<input type="checkbox"/>	<input checked="" type="checkbox"/>	<input type="checkbox"/>	<input type="checkbox"/>	<input checked="" type="checkbox"/>	<input type="checkbox"/>	<input type="checkbox"/>	
1280X800	<input checked="" type="checkbox"/>	<input type="checkbox"/>	<input type="checkbox"/>	<input checked="" type="checkbox"/>	<input type="checkbox"/>	<input type="checkbox"/>	<input checked="" type="checkbox"/>	<input type="checkbox"/>	<input type="checkbox"/>	
1280X1024	<input checked="" type="checkbox"/>	<input type="checkbox"/>	<input type="checkbox"/>	<input checked="" type="checkbox"/>	<input type="checkbox"/>	<input type="checkbox"/>	<input checked="" type="checkbox"/>	<input type="checkbox"/>	<input type="checkbox"/>	
1360X768	<input type="checkbox"/>	<input type="checkbox"/>	<input checked="" type="checkbox"/>	<input type="checkbox"/>	<input type="checkbox"/>	<input checked="" type="checkbox"/>	<input type="checkbox"/>	<input type="checkbox"/>	<input checked="" type="checkbox"/>	
1366X768	<input type="checkbox"/>	<input type="checkbox"/>	<input checked="" type="checkbox"/>	<input checked="" type="checkbox"/>	<input type="checkbox"/>	<input type="checkbox"/>	<input checked="" type="checkbox"/>	<input type="checkbox"/>	<input type="checkbox"/>	
1600X900	<input type="checkbox"/>	<input type="checkbox"/>	<input checked="" type="checkbox"/>	<input type="checkbox"/>	<input type="checkbox"/>	<input checked="" type="checkbox"/>	<input type="checkbox"/>	<input type="checkbox"/>	<input checked="" type="checkbox"/>	
1600X1200	<input type="checkbox"/>	<input type="checkbox"/>	<input checked="" type="checkbox"/>	<input checked="" type="checkbox"/>	<input type="checkbox"/>	<input type="checkbox"/>	<input checked="" type="checkbox"/>	<input type="checkbox"/>	<input type="checkbox"/>	
1680X1050	<input type="checkbox"/>	<input type="checkbox"/>	<input checked="" type="checkbox"/>	<input type="checkbox"/>	<input type="checkbox"/>	<input checked="" type="checkbox"/>	<input type="checkbox"/>	<input type="checkbox"/>	<input checked="" type="checkbox"/>	
1920X1080	<input type="checkbox"/>	<input type="checkbox"/>	<input checked="" type="checkbox"/>	<input checked="" type="checkbox"/>	<input type="checkbox"/>	<input type="checkbox"/>	<input checked="" type="checkbox"/>	<input type="checkbox"/>	<input type="checkbox"/>	
1920X1200	<input type="checkbox"/>	<input type="checkbox"/>	<input checked="" type="checkbox"/>	<input checked="" type="checkbox"/>	<input type="checkbox"/>	<input type="checkbox"/>	<input type="checkbox"/>	<input type="checkbox"/>	<input checked="" type="checkbox"/>	
2048X1152	<input type="checkbox"/>	<input type="checkbox"/>	<input checked="" type="checkbox"/>	<input type="checkbox"/>	<input type="checkbox"/>	<input checked="" type="checkbox"/>	<input type="checkbox"/>	<input type="checkbox"/>	<input checked="" type="checkbox"/>	
2560X1440	<input type="checkbox"/>	<input type="checkbox"/>	<input checked="" type="checkbox"/>	<input type="checkbox"/>	<input type="checkbox"/>	<input checked="" type="checkbox"/>	<input type="checkbox"/>	<input type="checkbox"/>	<input checked="" type="checkbox"/>	
3840 X 2160	<input type="checkbox"/>	<input type="checkbox"/>	<input checked="" type="checkbox"/>	<input type="checkbox"/>	<input type="checkbox"/>	<input checked="" type="checkbox"/>	<input type="checkbox"/>	<input type="checkbox"/>	<input checked="" type="checkbox"/>	
EDID check	<input type="checkbox"/>	<input type="checkbox"/>	<input checked="" type="checkbox"/>	<input checked="" type="checkbox"/>	<input type="checkbox"/>	<input type="checkbox"/>	<input checked="" type="checkbox"/>	<input type="checkbox"/>	<input type="checkbox"/>	
Hot plug	<input type="checkbox"/>	<input type="checkbox"/>	<input checked="" type="checkbox"/>	<input checked="" type="checkbox"/>	<input type="checkbox"/>	<input type="checkbox"/>	<input checked="" type="checkbox"/>	<input type="checkbox"/>	<input type="checkbox"/>	
Rotation(0/90/180/270)	<input checked="" type="checkbox"/>	<input type="checkbox"/>	<input type="checkbox"/>	<input checked="" type="checkbox"/>	<input type="checkbox"/>	<input type="checkbox"/>	<input checked="" type="checkbox"/>	<input type="checkbox"/>	<input type="checkbox"/>	
DOS Display	<input checked="" type="checkbox"/>	<input type="checkbox"/>	<input type="checkbox"/>	<input checked="" type="checkbox"/>	<input type="checkbox"/>	<input type="checkbox"/>	<input checked="" type="checkbox"/>	<input type="checkbox"/>	<input type="checkbox"/>	

Note: Pay attention to Full Screen under POST screen and Text Mode.

2.1.2. Multi-Display Output Test

Selection	Output	Result			Note
		Pass	Fail	N/A	
Dual Display Clone	LCD + VGA	<input checked="" type="checkbox"/>	<input type="checkbox"/>	<input type="checkbox"/>	
Extended Desktop		<input checked="" type="checkbox"/>	<input type="checkbox"/>	<input type="checkbox"/>	
Dual Display Clone	LCD + HDMI	<input checked="" type="checkbox"/>	<input type="checkbox"/>	<input type="checkbox"/>	
Extended Desktop		<input checked="" type="checkbox"/>	<input type="checkbox"/>	<input type="checkbox"/>	
Dual Display Clone	VGA+LCD	<input checked="" type="checkbox"/>	<input type="checkbox"/>	<input type="checkbox"/>	
Extended Desktop		<input checked="" type="checkbox"/>	<input type="checkbox"/>	<input type="checkbox"/>	
Dual Display Clone	VGA+HDMI	<input checked="" type="checkbox"/>	<input type="checkbox"/>	<input type="checkbox"/>	
Extended Desktop		<input checked="" type="checkbox"/>	<input type="checkbox"/>	<input type="checkbox"/>	
Triple Display Clone	HDMI+LCD	<input checked="" type="checkbox"/>	<input type="checkbox"/>	<input type="checkbox"/>	
Extended Desktop		<input checked="" type="checkbox"/>	<input type="checkbox"/>	<input type="checkbox"/>	
Triple Display Clone	HDMI+VGA	<input checked="" type="checkbox"/>	<input type="checkbox"/>	<input type="checkbox"/>	
Extended Desktop		<input checked="" type="checkbox"/>	<input type="checkbox"/>	<input type="checkbox"/>	







2.2. Audio Function Test

[X] No Support

Function Test	Result			Note	
	Pass	Fail	N/A		
L (Left) Channel	<input type="checkbox"/>	<input type="checkbox"/>	<input type="checkbox"/>		
R (Right) Channel	<input type="checkbox"/>	<input type="checkbox"/>	<input type="checkbox"/>		
AMP (Left and Right)	<input type="checkbox"/>	<input type="checkbox"/>	<input type="checkbox"/>	AMP should mute when Audio jack plug in	
CD_In	<input type="checkbox"/>	<input type="checkbox"/>	<input type="checkbox"/>		
Line In	<input type="checkbox"/>	<input type="checkbox"/>	<input type="checkbox"/>		
MICROPHONE	<input type="checkbox"/>	<input type="checkbox"/>	<input type="checkbox"/>		
6-channel mode for 5.1 speaker output	<input type="checkbox"/>	<input type="checkbox"/>	<input type="checkbox"/>		
8-channel mode for 7.1 speaker output	<input type="checkbox"/>	<input type="checkbox"/>	<input type="checkbox"/>		
S/P DIF function Test	Input	<input type="checkbox"/>	<input type="checkbox"/>	<input type="checkbox"/>	
	Output	<input type="checkbox"/>	<input type="checkbox"/>	<input type="checkbox"/>	

2.3. LAN Function Test

[] No Support

Connect two computers via different speed LAN HUB by using "Ping" instruction (1000 times) Command: ping xxx.xxx.xx.xx -l 65500 -n 1000										
1000Mbps LAN HUB	D-Link DGS-1008D									
100Mbps LAN HUB	Accton Desktop-3005									
10Mbps LAN HUB	SVEC FD916H									
OnBoard LAN1	Intel(R) i211 Gigabit Network						MAC Address	00-07-32-37-52-BB		
OnBoard LAN2	Intel(R) i211 Gigabit Network						MAC Address	00-07-32-37-52-BC		
LAN Speed	Link / Speed LED	Active LED	LAN 1			LAN 2			Note	
			Pass	Fail	N/A	Pass	Fail	N/A		
1000Mbps			<input checked="" type="checkbox"/>	<input type="checkbox"/>	<input type="checkbox"/>	<input checked="" type="checkbox"/>	<input type="checkbox"/>	<input type="checkbox"/>		
100Mbps			<input checked="" type="checkbox"/>	<input type="checkbox"/>	<input type="checkbox"/>	<input checked="" type="checkbox"/>	<input type="checkbox"/>	<input type="checkbox"/>		
10Mbps			<input checked="" type="checkbox"/>	<input type="checkbox"/>	<input type="checkbox"/>	<input checked="" type="checkbox"/>	<input type="checkbox"/>	<input type="checkbox"/>		
Wake On LAN			<input checked="" type="checkbox"/>	<input type="checkbox"/>	<input type="checkbox"/>	<input checked="" type="checkbox"/>	<input type="checkbox"/>	<input type="checkbox"/>	S3/S4/S5	
LAN Boot (PXE)			<input checked="" type="checkbox"/>	<input type="checkbox"/>	<input type="checkbox"/>	<input checked="" type="checkbox"/>	<input type="checkbox"/>	<input type="checkbox"/>		
Internet Browser (DHCP Server)			<input checked="" type="checkbox"/>	<input type="checkbox"/>	<input type="checkbox"/>	<input checked="" type="checkbox"/>	<input type="checkbox"/>	<input type="checkbox"/>		
Access 1GB file. Download from ftp http://172.16.14.126/			<input checked="" type="checkbox"/>	<input type="checkbox"/>	<input type="checkbox"/>	<input checked="" type="checkbox"/>	<input type="checkbox"/>	<input type="checkbox"/>	1 min 57 sec.	

2.3.2. Throughput Test

DUT Platform Information:

<input type="checkbox"/>	Fedora Core 14 – Kernel
<input type="checkbox"/>	Cent OS5.6
<input checked="" type="checkbox"/>	Ubuntu 14.10
<input type="checkbox"/>	Red Hat

Note : Connection-Level Performance (Interaction Constants Duration Time Set to 60 Sec.)

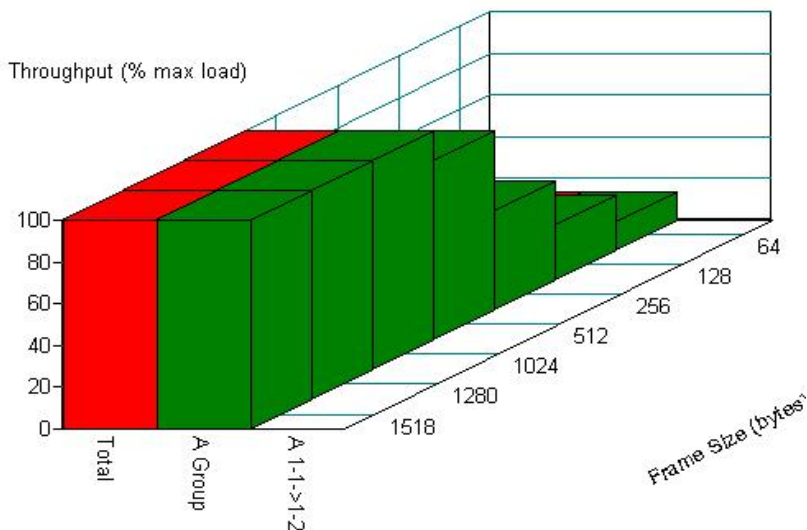
Graphics Media	Ubuntu14.10 Default setting
LAN	igb-4.1.2
Audio Driver	Ubuntu12.04 Default setting
CPU information	Intel® Celeron® Processor J1900 (2M Cache, up to 2.42 GHz)

SMB Platform Information:

Chassis	SPIRENT Smartbits 600B
Chassis Version	2.80.003 (Cur) 2.50.000
Chassis Serial #	06014047
Library	6.00-29
API	5.50.42.01
File	0550042
Module	2 * LAN-3324A SmartMetrics XD 4-Port 10/100/1000Base-T Gigabit Ethernet
Test Software	SmartFlow5.50.42.1

Test Result:

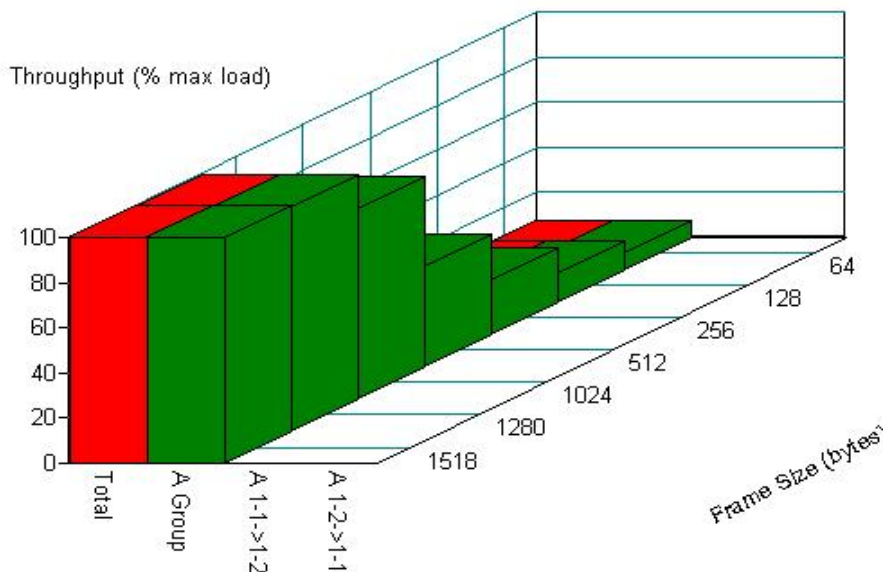
1. Half Direction (LAN1: Intel I211 Gigabit LAN → LAN2: Intel I211 Gigabit LAN)



Throughput vs Frame Size

<u>Name/Framesize</u>	<u>64</u>	<u>128</u>	<u>256</u>	<u>512</u>	<u>1024</u>	<u>1280</u>	<u>1518</u>
Total	13.375	25.75	46.6328125	85.3046875	100	100	100
A Group	13.375	25.75	46.6328125	85.3046875	100	100	100
A 1-1->1-2	N/A	N/A	N/A	N/A	N/A	N/A	N/A

2. Binary Direction (LAN1: Intel I211 Gigabit LAN ← →LAN2: Intel I211 Gigabit LAN)



Throughput vs Frame Size

<u>Name/Framesize</u>	<u>64</u>	<u>128</u>	<u>256</u>	<u>512</u>	<u>1024</u>	<u>1280</u>	<u>1518</u>
Total	7.1875	12.6015625	23.4296875	44.3125	83.7578125	99.2265625	100
A Group	7.1875	12.6015625	23.4296875	44.3125	83.7578125	99.2265625	100
A 1-1->1-2	N/A	N/A	N/A	N/A	N/A	N/A	N/A
A 1-2->1-1	N/A	N/A	N/A	N/A	N/A	N/A	N/A

2.4. COM Ports Test

Test Item	Result			Note
	Pass	Fail	N/A	
Serial Modem Dial Out	<input checked="" type="checkbox"/>	<input type="checkbox"/>	<input type="checkbox"/>	
Serial Modem Ring In	<input checked="" type="checkbox"/>	<input type="checkbox"/>	<input type="checkbox"/>	Test by Modem
Serial Modem +12V	<input type="checkbox"/>	<input type="checkbox"/>	<input checked="" type="checkbox"/>	Test by Multimeter
Serial Modem +5V	<input type="checkbox"/>	<input type="checkbox"/>	<input checked="" type="checkbox"/>	Test by Multimeter
Transmission Test <115200bps / 15M>	<input checked="" type="checkbox"/>	<input type="checkbox"/>	<input type="checkbox"/>	

2.5. RS-422 / RS-485 Test

Test Item	Result			Note
	Pass	Fail	N/A	
RS-422 for COMx	<input checked="" type="checkbox"/>	<input type="checkbox"/>	<input type="checkbox"/>	Use loopback and WINSSD.exe to test RS-422 in Windows
	<input checked="" type="checkbox"/>	<input type="checkbox"/>	<input type="checkbox"/>	1. The communication between the RS-422 port of two boards is linked by one 1.2km cable on Windows Terminal. 2. Confirm RS422 can work properly from G3 status
RS-485 for COMx	<input checked="" type="checkbox"/>	<input type="checkbox"/>	<input type="checkbox"/>	Use ICP CON I-7044D D/IO Module in Windows(Support Auto flow control)
	<input checked="" type="checkbox"/>	<input type="checkbox"/>	<input type="checkbox"/>	1. The communication between the RS-485 port of two boards is linked by one 1.2km cable on Windows Terminal 2. Confirm RS485 can work properly from G3 status

2.6. LPT Port Test

Test Item	Result			Note
	Pass	Fail	N/A	
XEROX Phaser 3124 Laser Printer	<input type="checkbox"/>	<input type="checkbox"/>	<input checked="" type="checkbox"/>	

2.7. Digital I/O Test

Test item	Result			Note
	Pass	Fail	N/A	
DIO VCC +5V or +3.3V	<input type="checkbox"/>	<input type="checkbox"/>	<input checked="" type="checkbox"/>	

2.8. USB Port Integration Test

Item	USB Port	USB2.0 ports (under OS)			USB3.0 ports (under OS)			Note
		Pass	Fail	N/A	Pass	Fail	N/A	
USB HDD:	Toshiba 1 TB	<input checked="" type="checkbox"/>	<input type="checkbox"/>	<input type="checkbox"/>	<input checked="" type="checkbox"/>	<input type="checkbox"/>	<input type="checkbox"/>	
USB Flash:	SONY 128GB	<input checked="" type="checkbox"/>	<input type="checkbox"/>	<input type="checkbox"/>	<input checked="" type="checkbox"/>	<input type="checkbox"/>	<input type="checkbox"/>	
	Sandisk 8GB	<input checked="" type="checkbox"/>	<input type="checkbox"/>	<input type="checkbox"/>	<input checked="" type="checkbox"/>	<input type="checkbox"/>	<input type="checkbox"/>	
USB DVD ROM:	Transcend TS8XDVDR	<input checked="" type="checkbox"/>	<input type="checkbox"/>	<input type="checkbox"/>	<input checked="" type="checkbox"/>	<input type="checkbox"/>	<input type="checkbox"/>	
USB keyboard:	Microsoft-1366	<input checked="" type="checkbox"/>	<input type="checkbox"/>	<input type="checkbox"/>	<input checked="" type="checkbox"/>	<input type="checkbox"/>	<input type="checkbox"/>	
USB mouse:	Microsoft-1113	<input checked="" type="checkbox"/>	<input type="checkbox"/>	<input type="checkbox"/>	<input checked="" type="checkbox"/>	<input type="checkbox"/>	<input type="checkbox"/>	
USB FDD:	Mitsumi D353GUE	<input checked="" type="checkbox"/>	<input type="checkbox"/>	<input type="checkbox"/>	<input checked="" type="checkbox"/>	<input type="checkbox"/>	<input type="checkbox"/>	

USB2.0 HUB:	Power sync	<input checked="" type="checkbox"/>	<input type="checkbox"/>	<input type="checkbox"/>	<input checked="" type="checkbox"/>	<input type="checkbox"/>	<input type="checkbox"/>
-------------	------------	-------------------------------------	--------------------------	--------------------------	-------------------------------------	--------------------------	--------------------------

2.9. CAN BUS Test

CAN BUS Compatibility Test		Result			Note
		Pass	Fail	N/A	
ICP I-7565-H2-G CR		<input type="checkbox"/>	<input type="checkbox"/>	<input type="checkbox"/>	Not support
30 meter transmission test		Result			Note
		Pass	Fail	N/A	
125K Baud rate	S mode (11bit)	<input type="checkbox"/>	<input type="checkbox"/>	<input type="checkbox"/>	Not support
	E mode (29bit)	<input type="checkbox"/>	<input type="checkbox"/>	<input type="checkbox"/>	
500K Baud rate	S mode (11bit)	<input type="checkbox"/>	<input type="checkbox"/>	<input type="checkbox"/>	
	E mode (29bit)	<input type="checkbox"/>	<input type="checkbox"/>	<input type="checkbox"/>	
1M Baud rate	S mode (11bit)	<input type="checkbox"/>	<input type="checkbox"/>	<input type="checkbox"/>	
	E mode (29bit)	<input type="checkbox"/>	<input type="checkbox"/>	<input type="checkbox"/>	

2.10. POE LAN Function Test

Connect two computers via different speed LAN HUB by using "Ping" instruction (1000 times)										
1000Mbps LAN HUB		D-Link DGS-1008D								
100Mbps LAN HUB		Accton Desktop-3005								
10Mbps LAN HUB		SVEC FD916H								
POE Camera		ETROVISION EV8581U-BL 2M Fixed dome Camera *2 ETROVISION EV8782Q-BD 3MP Bullet Camera *2								
POE LAN								MAC Address	00-E0-5C-77-A0-04	
Device	POE LED	Active LED	LAN1			LAN2			Note	
			Pass	Fail	N/A	Pass	Fail	N/A		
1000Mbps Switch			<input type="checkbox"/>	<input type="checkbox"/>	<input type="checkbox"/>	<input type="checkbox"/>	<input type="checkbox"/>	<input type="checkbox"/>	Not support	
100Mbps Switch			<input type="checkbox"/>	<input type="checkbox"/>	<input type="checkbox"/>	<input type="checkbox"/>	<input type="checkbox"/>	<input type="checkbox"/>		
10Mbps HUB			<input type="checkbox"/>	<input type="checkbox"/>	<input type="checkbox"/>	<input type="checkbox"/>	<input type="checkbox"/>	<input type="checkbox"/>		
POE camera			<input type="checkbox"/>	<input type="checkbox"/>	<input type="checkbox"/>	<input type="checkbox"/>	<input type="checkbox"/>	<input type="checkbox"/>		
Wake On LAN			<input type="checkbox"/>	<input type="checkbox"/>	<input type="checkbox"/>	<input type="checkbox"/>	<input type="checkbox"/>	<input type="checkbox"/>		
LAN Boot (PXE)			<input type="checkbox"/>	<input type="checkbox"/>	<input type="checkbox"/>	<input type="checkbox"/>	<input type="checkbox"/>	<input type="checkbox"/>		
Internet Browser (DHCP Server)			<input type="checkbox"/>	<input type="checkbox"/>	<input type="checkbox"/>	<input type="checkbox"/>	<input type="checkbox"/>	<input type="checkbox"/>		
Access 1GB file. Download from ftp http://172.16.14.126/			<input type="checkbox"/>	<input type="checkbox"/>	<input type="checkbox"/>	<input type="checkbox"/>	<input type="checkbox"/>	<input type="checkbox"/>		
POE camera recode test over 12 hours.			<input type="checkbox"/>	<input type="checkbox"/>	<input type="checkbox"/>	<input type="checkbox"/>	<input type="checkbox"/>	<input type="checkbox"/>		

2.11. GPS Function Test

Test item		Result			Note
		Pass	Fail	N/A	
Time-To-First-Fix (TFFF)	cold start Fix time<35s	<input type="checkbox"/>	<input type="checkbox"/>	<input type="checkbox"/>	Not support
	Warm start Fix time<35s	<input type="checkbox"/>	<input type="checkbox"/>	<input type="checkbox"/>	
X / Y coordinate check		<input type="checkbox"/>	<input type="checkbox"/>	<input type="checkbox"/>	

2.12. Touch Function Test

Test item		Result			Note
		Pass	Fail	N/A	
The calibrating result is correct.		<input checked="" type="checkbox"/>	<input type="checkbox"/>	<input type="checkbox"/>	
After touch panel is calibrated, drawing test result is precise enough.		<input checked="" type="checkbox"/>	<input type="checkbox"/>	<input type="checkbox"/>	
Windows icon should work properly when used touch to execute.		<input checked="" type="checkbox"/>	<input type="checkbox"/>	<input type="checkbox"/>	
Right-Click function should work properly.		<input checked="" type="checkbox"/>	<input type="checkbox"/>	<input type="checkbox"/>	
Multi touch should work properly	Multi draw	<input checked="" type="checkbox"/>	<input type="checkbox"/>	<input type="checkbox"/>	For multi touch panel
	Rotation / zoom	<input checked="" type="checkbox"/>	<input type="checkbox"/>	<input type="checkbox"/>	
Touch and right-click should work properly during Burnintest running.	Windows7	<input checked="" type="checkbox"/>	<input type="checkbox"/>	<input type="checkbox"/>	BurninTest test item must include CPU/RAM/2D/3D/Video
	Windows8	<input checked="" type="checkbox"/>	<input type="checkbox"/>	<input type="checkbox"/>	
	Windows10	<input checked="" type="checkbox"/>	<input type="checkbox"/>	<input type="checkbox"/>	

3. Expansion card and Application Test

3.1. Expansion Slot Compatibility Test

Test point: Make sure expansion slots are compatible with expansion cards.

Expansion Slot		Result			Note
		Pass	Fail	N/A	
(TF)SMD ASS'Y.LAN board.PER-T359.Rev.A0.2_0_0.for OMNI-2155	LAN 1	<input checked="" type="checkbox"/>	<input type="checkbox"/>	<input type="checkbox"/>	P/N:1907T35901 REV:A0.2_0_0
	LAN 2	<input checked="" type="checkbox"/>	<input type="checkbox"/>	<input type="checkbox"/>	
(TF)SMD ASS'Y.USB Audio.PER-T381.Rev.A0.2_0_0.for OMNI-2155	Line-out	<input checked="" type="checkbox"/>	<input type="checkbox"/>	<input type="checkbox"/>	P/N:1907T38101 REV:A0.2_0_0
	MIC-in	<input checked="" type="checkbox"/>	<input type="checkbox"/>	<input type="checkbox"/>	
(TF)PCB.PER-T371.Rev.A0.1_0_0.4Layer Green.1*2.153.4*80*1.6mm.for AHP-1155	LAN	<input checked="" type="checkbox"/>	<input type="checkbox"/>	<input type="checkbox"/>	P/N:1907T37100
	USB 1	<input checked="" type="checkbox"/>	<input type="checkbox"/>	<input type="checkbox"/>	
	USB 2	<input checked="" type="checkbox"/>	<input type="checkbox"/>	<input type="checkbox"/>	
	COM 1	<input checked="" type="checkbox"/>	<input type="checkbox"/>	<input type="checkbox"/>	
	COM 2	<input checked="" type="checkbox"/>	<input type="checkbox"/>	<input type="checkbox"/>	
PER-T380 Rev.A0.1_0_0	DIO	<input checked="" type="checkbox"/>	<input type="checkbox"/>	<input type="checkbox"/>	P/N:1907T38000
PER-T382 Rev.A0.1_0_1	232/422/485 isolation	<input checked="" type="checkbox"/>	<input type="checkbox"/>	<input type="checkbox"/>	P/N:1907T38200
PER-T379 Rev.A0.2_0_0	4 COM kit	<input checked="" type="checkbox"/>	<input type="checkbox"/>	<input type="checkbox"/>	P/N:1907T37901
(TF)PCB.PER-T371.Rev.A0.1_0_0.4Layer Green.1*2.153.4*80*1.6mm.for AHP-1155	CANBUS	<input checked="" type="checkbox"/>	<input type="checkbox"/>	<input type="checkbox"/>	P/N:1907T37100
(TF)Mini Card board PCB.PER-T358.Rev.A0.1_0_0	Mini Card board(include sim slot)	<input checked="" type="checkbox"/>	<input type="checkbox"/>	<input type="checkbox"/>	P/N:1907T35800

4. Power Consumption Test

Configuration	
CPU	Intel® Celeron® Processor J1900 (2M Cache, up to 2.42 GHz)
Memory	204-pin DDR3L 8 GB 1333MHz SODIMM x 1(D3SO1G646GLI-A58IA)
Storage	Toshiba MQ01AAD010C / 2.5" SATA 2 HDD / 100GB
O.S	Windows 8.1 Enterprise English Version 64Bit

4.1. Power Consumption

Please refer to the "Power Supply Electronics Test Report"

4.2. PC Health Status

Test Point:

Voltage deviation: ±5%.

Fan speed deviation: ±10%

CPU DTS Temp deviation: ±15°C

System Temp deviation: ±5°C

Voltage Monitoring Test	Result			BIOS (V)	Note
	Pass	Fail	N/A		
(+) 3.3V	<input checked="" type="checkbox"/>	<input type="checkbox"/>	<input type="checkbox"/>	(+) 3.330	
(+) 12V	<input checked="" type="checkbox"/>	<input type="checkbox"/>	<input type="checkbox"/>	(+) 12.232	
(+) 5V	<input checked="" type="checkbox"/>	<input type="checkbox"/>	<input type="checkbox"/>	(+) 5.045	
(+) VMEM	<input checked="" type="checkbox"/>	<input type="checkbox"/>	<input type="checkbox"/>	(+) 1.360	
VBAT	<input checked="" type="checkbox"/>	<input type="checkbox"/>	<input type="checkbox"/>	(+) 3.024	
CPU Temperature	<input checked="" type="checkbox"/>	<input type="checkbox"/>	<input type="checkbox"/>	51°C	
System Temp	<input checked="" type="checkbox"/>	<input type="checkbox"/>	<input type="checkbox"/>	46°C	

4.3. Wide Voltage Test

4.3.1. Wide Voltage Test

Please refer to the "Power Supply Electronics Test Report"

4.3.2. DC Adapter Compatibility Test

Test Point:

Confirm each adapter can be compatible with wide voltage design.

Adapter Information (a. System boot to OS should work properly.		AAEON P/N	Result			Note
			Pass	Fail	N/A	
12V	FSP084-DIBAN2 84W	9NA0840529	<input checked="" type="checkbox"/>	<input type="checkbox"/>	<input type="checkbox"/>	RD provide
12V	FSP084-DMAA1 84W	9NA0840424	<input type="checkbox"/>	<input type="checkbox"/>	<input checked="" type="checkbox"/>	
19V	FSP120-ABAN2 120W	1255901202	<input checked="" type="checkbox"/>	<input type="checkbox"/>	<input type="checkbox"/>	
19V	FSP120-AAB 120W	1757912005	<input type="checkbox"/>	<input type="checkbox"/>	<input checked="" type="checkbox"/>	
24V	SINPRO MPU100-108 100W	XXXXXXXXXX	<input type="checkbox"/>	<input type="checkbox"/>	<input checked="" type="checkbox"/>	

4.4. CMOS Battery Test

Test Point: Calculated result should be > 5 years.

Battery: CR2032

Capacity 225mA

Check item	Measured Voltage		Measured Current		Calculate Result		Result			Note
							Pass	Fail	N/A	
Battery leakage 1. Voltage should be >3V. 2. Calculated result should be > 5 years.		V		uA		years	<input type="checkbox"/>	<input type="checkbox"/>	<input checked="" type="checkbox"/>	

Calculate result=225mA/measured current / 365days/24hours

5. Time Accuracy Test

5.1. System Clock & RTC Clock Test

Under Room Temperature:

Function	Item	Time Interval	Criteria	Actual		Result			Note
						Pass	Fail	N/A	
RTC Clock in Power On Mode		24 hrs	+/-2 sec	+1	Sec	<input checked="" type="checkbox"/>	<input type="checkbox"/>	<input type="checkbox"/>	
RTC Clock in Power Off Mode		24 hrs	+/-2 sec	+1	Sec	<input checked="" type="checkbox"/>	<input type="checkbox"/>	<input type="checkbox"/>	

5.2. Booting Timer Test

Installation	Actual		Note
System Booting Time	9.3	Sec	Press the Power Button till "Beep" Sound appears

5.3. Watchdog Timer Test

Use Function as below: Hi-Safe Version (20160413)

[] No Support.

Time-Out Interval	Criteria	Actual		Result			Note
				Pass	Fail	N/A	
10 sec	+/- 10%	11	Sec	<input checked="" type="checkbox"/>	<input type="checkbox"/>	<input type="checkbox"/>	
60 sec	+/- 10%	61	Sec	<input checked="" type="checkbox"/>	<input type="checkbox"/>	<input type="checkbox"/>	
255 sec	+/- 10%	257	Sec	<input checked="" type="checkbox"/>	<input type="checkbox"/>	<input type="checkbox"/>	

Note : Under Room Temperature:

6. O.S. Compatibility Test

6.1. English Ubuntu 14.10 Kernel 3.16.0-23-generic

Driver Information:

Chipset Software	System default
Graphics Media	System default
Audio Driver	N/A
LAN Driver	System default

Install OS to SATA HDD Card:

Installation	Result			Note
	Pass	Fail	N/A	
English Ubuntu14.10 Kernel 3.16.0-23-generic	<input checked="" type="checkbox"/>	<input type="checkbox"/>	<input type="checkbox"/>	Type uname -a

Test Result:

Test Item	Result			Note
	Pass	Fail	N/A	
Display Function Test				
LVDS -- Full Screen	<input checked="" type="checkbox"/>	<input type="checkbox"/>	<input type="checkbox"/>	
VGA -- Full Screen	<input checked="" type="checkbox"/>	<input type="checkbox"/>	<input type="checkbox"/>	
HDMI -- Full Screen	<input checked="" type="checkbox"/>	<input type="checkbox"/>	<input type="checkbox"/>	
LVDS + VGA	<input checked="" type="checkbox"/>	<input type="checkbox"/>	<input type="checkbox"/>	
LVDS + HDMI	<input checked="" type="checkbox"/>	<input type="checkbox"/>	<input type="checkbox"/>	
Network Function Test				
Connect to Internet – LAN 1	<input checked="" type="checkbox"/>	<input type="checkbox"/>	<input type="checkbox"/>	
Connect to Internet – LAN 2	<input checked="" type="checkbox"/>	<input type="checkbox"/>	<input type="checkbox"/>	
Audio Function Test				
Play Audio Function Test	<input type="checkbox"/>	<input type="checkbox"/>	<input checked="" type="checkbox"/>	
Base Function Test				
Mouse Test	<input checked="" type="checkbox"/>	<input type="checkbox"/>	<input type="checkbox"/>	
Keyboard Test	<input checked="" type="checkbox"/>	<input type="checkbox"/>	<input type="checkbox"/>	
Console Redirection	<input checked="" type="checkbox"/>	<input type="checkbox"/>	<input type="checkbox"/>	
USB DVD-ROM Test	<input checked="" type="checkbox"/>	<input type="checkbox"/>	<input type="checkbox"/>	
USB 2.0 Removable Devices	<input checked="" type="checkbox"/>	<input type="checkbox"/>	<input type="checkbox"/>	
X Windows Application				
Start Button Office	<input checked="" type="checkbox"/>	<input type="checkbox"/>	<input type="checkbox"/>	Office function
X-Window	<input checked="" type="checkbox"/>	<input type="checkbox"/>	<input type="checkbox"/>	Startx – Desktop in Linux
Command Test On Text Mode: Attention Delay Phenomenon				
uname -a	<input checked="" type="checkbox"/>	<input type="checkbox"/>	<input type="checkbox"/>	Show information
Shutdown	<input checked="" type="checkbox"/>	<input type="checkbox"/>	<input type="checkbox"/>	Init 0 or shutdown -h now
Restart the Computer	<input checked="" type="checkbox"/>	<input type="checkbox"/>	<input type="checkbox"/>	Init 6 or shutdown -r now
ls / clear; cd /dev /ls -l	<input checked="" type="checkbox"/>	<input type="checkbox"/>	<input type="checkbox"/>	Command instruction

6.2. Windows 7 Ultimate English Version 32/64Bit

32bit Driver Information	
Chipset Software	Intel Chipset Device Utility 10.0 (04/24/2014)
Graphics Media	Intel(R) HD Graphics 10.18.10.4176 (3/30/2015)
Audio Driver	N/A
LAN Driver	Intel(R) i211 Gigabit Network Connection1 12.11.97.0 (03/11/2014)
64bit Driver Information	
Chipset Software	Intel Chipset Device Utility 10.0 (04/24/2014)
Graphics Media	Intel(R) HD Graphics 10.18.10.4176 (3/30/2015)
Audio Driver	N/A
LAN Driver	Intel(R) i211 Gigabit Network Connection1 12.11.97.0 (03/11/2014)

Install OS to SATA HDD/ CFAST:

Installation	Result			Note
	Pass	Fail	N/A	
English Windows 7 Ultimate ACPI Mode	<input checked="" type="checkbox"/>	<input type="checkbox"/>	<input type="checkbox"/>	
English Windows 7 Ultimate 64bit UEFI mode	<input checked="" type="checkbox"/>	<input type="checkbox"/>	<input type="checkbox"/>	CFAST

Test Results:

Test Item	Result			Note	
	Pass	Fail	N/A		
Single Display					
LVDS -- Full Screen	<input checked="" type="checkbox"/>	<input type="checkbox"/>	<input type="checkbox"/>		
VGA -- Full Screen	<input checked="" type="checkbox"/>	<input type="checkbox"/>	<input type="checkbox"/>		
HDMI -- Full Screen	<input checked="" type="checkbox"/>	<input type="checkbox"/>	<input type="checkbox"/>		
Boot - Windows 7 Ultimate Advanced Options Menu					
Safe Mode	<input checked="" type="checkbox"/>	<input type="checkbox"/>	<input type="checkbox"/>		
Basic Function Test					
Usable memory	32bit: 2.91 GB	<input checked="" type="checkbox"/>	<input type="checkbox"/>	<input type="checkbox"/>	
	64bit: 8GB	<input checked="" type="checkbox"/>	<input type="checkbox"/>	<input type="checkbox"/>	
PS/2 Mouse and Keyboard	<input type="checkbox"/>	<input type="checkbox"/>	<input checked="" type="checkbox"/>		
USB Mouse and Keyboard	<input checked="" type="checkbox"/>	<input type="checkbox"/>	<input type="checkbox"/>		
COM Port Mouse detect	<input checked="" type="checkbox"/>	<input type="checkbox"/>	<input type="checkbox"/>		
LPT1	<input type="checkbox"/>	<input type="checkbox"/>	<input checked="" type="checkbox"/>		
USB Removable Devices	USB2.0	<input checked="" type="checkbox"/>	<input type="checkbox"/>	<input type="checkbox"/>	
	USB3.0	<input checked="" type="checkbox"/>	<input type="checkbox"/>	<input type="checkbox"/>	
	Safe to remove icon	<input checked="" type="checkbox"/>	<input type="checkbox"/>	<input type="checkbox"/>	
Touch Function	<input checked="" type="checkbox"/>	<input type="checkbox"/>	<input type="checkbox"/>		
TPM Function	<input type="checkbox"/>	<input type="checkbox"/>	<input checked="" type="checkbox"/>		
LAN Function Test					
LAN1 --- Auto	<input checked="" type="checkbox"/>	<input type="checkbox"/>	<input type="checkbox"/>		
LAN2 --- Auto	<input checked="" type="checkbox"/>	<input type="checkbox"/>	<input type="checkbox"/>		
Audio Function Test					
Line Out Test	<input type="checkbox"/>	<input type="checkbox"/>	<input checked="" type="checkbox"/>		
Line In Test	<input type="checkbox"/>	<input type="checkbox"/>	<input checked="" type="checkbox"/>		
Microphone Test	<input type="checkbox"/>	<input type="checkbox"/>	<input checked="" type="checkbox"/>		
S/P DIF Test	<input type="checkbox"/>	<input type="checkbox"/>	<input checked="" type="checkbox"/>		
Start Menu					
Log off User	<input checked="" type="checkbox"/>	<input type="checkbox"/>	<input type="checkbox"/>		
Shut down (S5)	<input checked="" type="checkbox"/>	<input type="checkbox"/>	<input type="checkbox"/>		
Sleep (S3)	<input checked="" type="checkbox"/>	<input type="checkbox"/>	<input type="checkbox"/>		
Restart	<input checked="" type="checkbox"/>	<input type="checkbox"/>	<input type="checkbox"/>		
Hibernate (S4)	<input checked="" type="checkbox"/>	<input type="checkbox"/>	<input type="checkbox"/>		

6.3. Windows 8.1 Enterprise English Version 32/64Bit

32bit Driver Information	
Chipset Software	Intel Chipset Device Utility 10.0 (04/24/2014)
Graphics Media	Intel(R) HD Graphics 10.18.10.4176 (3/30/2015)
Audio Driver	N/A
LAN Driver	Intel(R) i211 Gigabit Network Connection1 12.11.97.0 (03/11/2014)
64bit Driver Information	
Chipset Software	Intel Chipset Device Utility 10.0 (04/24/2014)
Graphics Media	Intel(R) HD Graphics 10.18.10.4176 (3/30/2015)
Audio Driver	N/A
LAN Driver	Intel(R) i211 Gigabit Network Connection1 12.11.97.0 (03/11/2014)

Install OS to SATA HDD:

Installation	Result			Note
	Pass	Fail	N/A	
English Windows8.1 Enterprise 32bit	<input checked="" type="checkbox"/>	<input type="checkbox"/>	<input type="checkbox"/>	
English Windows8.1 Enterprise 64bit UEFI mode	<input checked="" type="checkbox"/>	<input type="checkbox"/>	<input type="checkbox"/>	

Test Results:

Test Item	Result			Note
	Pass	Fail	N/A	
Single Display				
LVDS -- Full Screen	<input checked="" type="checkbox"/>	<input type="checkbox"/>	<input type="checkbox"/>	
VGA -- Full Screen	<input checked="" type="checkbox"/>	<input type="checkbox"/>	<input type="checkbox"/>	
HDMI -- Full Screen	<input checked="" type="checkbox"/>	<input type="checkbox"/>	<input type="checkbox"/>	
Boot – Windows8.1 Enterprise Advanced Options Menu				
Safe Mode	<input checked="" type="checkbox"/>	<input type="checkbox"/>	<input type="checkbox"/>	1. msconfig 2. safe boot.
Basic Function Test				
Usable memory	32bit: 2.91 GB	<input checked="" type="checkbox"/>	<input type="checkbox"/>	<input type="checkbox"/>
	64bit: 8.0 GB	<input checked="" type="checkbox"/>	<input type="checkbox"/>	<input type="checkbox"/>
PS/2 Mouse and Keyboard	<input type="checkbox"/>	<input type="checkbox"/>	<input checked="" type="checkbox"/>	
USB Mouse and Keyboard	<input checked="" type="checkbox"/>	<input type="checkbox"/>	<input type="checkbox"/>	
COM Port Mouse detect	<input checked="" type="checkbox"/>	<input type="checkbox"/>	<input type="checkbox"/>	
LPT1	<input type="checkbox"/>	<input type="checkbox"/>	<input checked="" type="checkbox"/>	
USB Removable Devices	USB2.0	<input checked="" type="checkbox"/>	<input type="checkbox"/>	<input type="checkbox"/>
	USB3.0	<input checked="" type="checkbox"/>	<input type="checkbox"/>	<input type="checkbox"/>
	Safe to remove icon	<input checked="" type="checkbox"/>	<input type="checkbox"/>	<input type="checkbox"/>
Touch Function	<input checked="" type="checkbox"/>	<input type="checkbox"/>	<input type="checkbox"/>	
TPM Function	<input type="checkbox"/>	<input type="checkbox"/>	<input checked="" type="checkbox"/>	
LAN Function Test				
LAN1 --- Auto	<input checked="" type="checkbox"/>	<input type="checkbox"/>	<input type="checkbox"/>	
LAN2 --- Auto	<input checked="" type="checkbox"/>	<input type="checkbox"/>	<input type="checkbox"/>	
Audio Function Test				
Line Out Test	<input type="checkbox"/>	<input type="checkbox"/>	<input checked="" type="checkbox"/>	
Line In Test	<input type="checkbox"/>	<input type="checkbox"/>	<input checked="" type="checkbox"/>	
Microphone Test	<input type="checkbox"/>	<input type="checkbox"/>	<input checked="" type="checkbox"/>	
S/P DIF Test	<input type="checkbox"/>	<input type="checkbox"/>	<input checked="" type="checkbox"/>	
Start Menu				
Log off User	<input checked="" type="checkbox"/>	<input type="checkbox"/>	<input type="checkbox"/>	
Shut down (S5)	<input checked="" type="checkbox"/>	<input type="checkbox"/>	<input type="checkbox"/>	
Restart	<input checked="" type="checkbox"/>	<input type="checkbox"/>	<input type="checkbox"/>	
Hibernate (S4)	<input checked="" type="checkbox"/>	<input type="checkbox"/>	<input type="checkbox"/>	

6.4. Windows 10 Enterprise English Version 32/64Bit

32bit Driver Information	
Chipset Software	Intel Chipset Device Utility 10.0 (05/05/2015)
Graphics Media	Intel(R) HD Graphics 10.18.10.4276 (8/17/2015)
Audio Driver	N/A
LAN Driver	Intel(R) i211 Gigabit Network Connection1 12.11.97.1 (10/13/2014)
64bit Driver Information	
Chipset Software	Intel Chipset Device Utility 10.0 (05/05/2015)
Graphics Media	Intel(R) HD Graphics 10.18.10.4276 (8/17/2015)
Audio Driver	N/A
LAN Driver	Intel(R) i211 Gigabit Network Connection1 12.12.226.0 (5/4/2015)

Install OS to SATA HDD:

Installation	Result			Note
	Pass	Fail	N/A	
English Windows10 Enterprise 32bit	<input checked="" type="checkbox"/>	<input type="checkbox"/>	<input type="checkbox"/>	IDE Mode
English Windows10 Enterprise 64bit	<input checked="" type="checkbox"/>	<input type="checkbox"/>	<input type="checkbox"/>	AHCI-UEFI mode

Test Results:

Test Item	Result			Note		
	Pass	Fail	N/A			
Single Display						
LVDS -- Full Screen	<input checked="" type="checkbox"/>	<input type="checkbox"/>	<input type="checkbox"/>			
VGA -- Full Screen	<input checked="" type="checkbox"/>	<input type="checkbox"/>	<input type="checkbox"/>			
HDMI -- Full Screen	<input checked="" type="checkbox"/>	<input type="checkbox"/>	<input type="checkbox"/>			
Boot – Windows8.1 Enterprise Advanced Options Menu						
Safe Mode	<input checked="" type="checkbox"/>	<input type="checkbox"/>	<input type="checkbox"/>	3. msconfig 4. safe boot.		
Basic Function Test						
Usable memory	32bit:	2.91 GB	<input checked="" type="checkbox"/>	<input type="checkbox"/>	<input type="checkbox"/>	
	64bit:	8.0 GB	<input checked="" type="checkbox"/>	<input type="checkbox"/>	<input type="checkbox"/>	
PS/2 Mouse and Keyboard			<input type="checkbox"/>	<input type="checkbox"/>	<input checked="" type="checkbox"/>	
USB Mouse and Keyboard			<input checked="" type="checkbox"/>	<input type="checkbox"/>	<input type="checkbox"/>	
COM Port Mouse detect			<input checked="" type="checkbox"/>	<input type="checkbox"/>	<input type="checkbox"/>	
LPT1			<input type="checkbox"/>	<input type="checkbox"/>	<input checked="" type="checkbox"/>	
USB Removable Devices	USB2.0		<input checked="" type="checkbox"/>	<input type="checkbox"/>	<input type="checkbox"/>	
	USB3.0		<input checked="" type="checkbox"/>	<input type="checkbox"/>	<input type="checkbox"/>	
	Safe to remove icon		<input checked="" type="checkbox"/>	<input type="checkbox"/>	<input type="checkbox"/>	
Touch Function			<input checked="" type="checkbox"/>	<input type="checkbox"/>	<input type="checkbox"/>	
TPM Function			<input type="checkbox"/>	<input type="checkbox"/>	<input checked="" type="checkbox"/>	
LAN Function Test						
LAN1 --- Auto			<input checked="" type="checkbox"/>	<input type="checkbox"/>	<input type="checkbox"/>	
LAN2 --- Auto			<input checked="" type="checkbox"/>	<input type="checkbox"/>	<input type="checkbox"/>	
Audio Function Test						
Line Out Test			<input type="checkbox"/>	<input type="checkbox"/>	<input checked="" type="checkbox"/>	
Line In Test			<input type="checkbox"/>	<input type="checkbox"/>	<input checked="" type="checkbox"/>	
Microphone Test			<input type="checkbox"/>	<input type="checkbox"/>	<input checked="" type="checkbox"/>	
S/P DIF Test			<input type="checkbox"/>	<input type="checkbox"/>	<input checked="" type="checkbox"/>	
Start Menu						
Log off User			<input checked="" type="checkbox"/>	<input type="checkbox"/>	<input type="checkbox"/>	
Shut down (S5)			<input checked="" type="checkbox"/>	<input type="checkbox"/>	<input type="checkbox"/>	
Sleep (S3)			<input checked="" type="checkbox"/>	<input type="checkbox"/>	<input type="checkbox"/>	
Restart			<input checked="" type="checkbox"/>	<input type="checkbox"/>	<input type="checkbox"/>	
Hibernate (S4)			<input checked="" type="checkbox"/>	<input type="checkbox"/>	<input type="checkbox"/>	

7. BIOS Function Test

Configuration	
CPU	Intel® Celeron® Processor J1900 (2M Cache, up to 2.42 GHz)
Memory	204-pin DDR3L 8 GB 1333MHz SODIMM x 1(D3SO1G646GLI-A58IA)
Storage	Toshiba MQ01AAD010C / 2.5" SATA 2 HDD / 100GB
O.S	Windows 8.1 Enterprise English Version 64Bit

Test Point:
Confirm BIOS control items are working correctly.

7.1. Advanced Test

Test Item (Following item should work properly)	Result			Note		
	Pass	Fail	N/A			
ACPI settings	Suspend Disable	<input type="checkbox"/>	<input type="checkbox"/>	<input checked="" type="checkbox"/>	Enable/Disable	
	Sleeps state (S1)	<input type="checkbox"/>	<input type="checkbox"/>	<input checked="" type="checkbox"/>		
	Sleeps state (S3)	<input type="checkbox"/>	<input type="checkbox"/>	<input checked="" type="checkbox"/>		
Dynamic Digital IO	DIO0~7	<input type="checkbox"/>	<input type="checkbox"/>	<input checked="" type="checkbox"/>	Test under Dos and OS	
CPU configuration	EIST	<input checked="" type="checkbox"/>	<input type="checkbox"/>	<input type="checkbox"/>	Enable/Disable	
	Virtualization Technology	<input checked="" type="checkbox"/>	<input type="checkbox"/>	<input type="checkbox"/>	Enable/Disable	
SATA configuration	SATA controller	<input type="checkbox"/>	<input type="checkbox"/>	<input checked="" type="checkbox"/>	Enable/Disable	
	AHCI mode	<input checked="" type="checkbox"/>	<input type="checkbox"/>	<input type="checkbox"/>		
	IDE mode	<input checked="" type="checkbox"/>	<input type="checkbox"/>	<input type="checkbox"/>		
	RAID mode	<input type="checkbox"/>	<input type="checkbox"/>	<input checked="" type="checkbox"/>		
AMT Configuration	Intel AMT	<input type="checkbox"/>	<input type="checkbox"/>	<input checked="" type="checkbox"/>	Enable/disable	
	Un-configure ME	<input type="checkbox"/>	<input type="checkbox"/>	<input checked="" type="checkbox"/>		
USB configuration	Legacy USB Support	<input checked="" type="checkbox"/>	<input type="checkbox"/>	<input type="checkbox"/>		
AMI Super IO Chip Logical Device(s) Configuration	Serial port 1	<input type="checkbox"/>	<input type="checkbox"/>	<input checked="" type="checkbox"/>		
	Serial port 2	<input checked="" type="checkbox"/>	<input type="checkbox"/>	<input type="checkbox"/>		
	Serial port 3	<input type="checkbox"/>	<input type="checkbox"/>	<input checked="" type="checkbox"/>		
	Serial port 4	<input type="checkbox"/>	<input type="checkbox"/>	<input checked="" type="checkbox"/>		
	Serial port 5	<input checked="" type="checkbox"/>	<input type="checkbox"/>	<input type="checkbox"/>		
	Serial port 6	<input checked="" type="checkbox"/>	<input type="checkbox"/>	<input type="checkbox"/>		
	Serial port 7	<input checked="" type="checkbox"/>	<input type="checkbox"/>	<input type="checkbox"/>		
	Serial port 8	<input checked="" type="checkbox"/>	<input type="checkbox"/>	<input type="checkbox"/>		
Power Mode	ATX Type	<input checked="" type="checkbox"/>	<input type="checkbox"/>	<input type="checkbox"/>	Default	
	AT Type	<input type="checkbox"/>	<input type="checkbox"/>	<input checked="" type="checkbox"/>		
AC Power Loss	Power on	Under bios	<input checked="" type="checkbox"/>	<input type="checkbox"/>	<input type="checkbox"/>	
		Under Windows	<input checked="" type="checkbox"/>	<input type="checkbox"/>	<input type="checkbox"/>	Normal shutdown
		Under Windows	<input checked="" type="checkbox"/>	<input type="checkbox"/>	<input type="checkbox"/>	Abnormal shutdown
	Power Off	Under bios	<input checked="" type="checkbox"/>	<input type="checkbox"/>	<input type="checkbox"/>	
		Under Windows	<input checked="" type="checkbox"/>	<input type="checkbox"/>	<input type="checkbox"/>	Normal shutdown
		Under Windows	<input checked="" type="checkbox"/>	<input type="checkbox"/>	<input type="checkbox"/>	Abnormal shutdown
	Last State	Under bios	<input type="checkbox"/>	<input checked="" type="checkbox"/>	<input type="checkbox"/>	Default
		Under Windows	<input type="checkbox"/>	<input type="checkbox"/>	<input type="checkbox"/>	Normal shutdown
		Under Windows	<input type="checkbox"/>	<input checked="" type="checkbox"/>	<input type="checkbox"/>	Abnormal shutdown
Wake Configuration	Wake on Ring	<input checked="" type="checkbox"/>	<input type="checkbox"/>	<input type="checkbox"/>	Disable (default) / Enable	
RTC Wake	Disabled	<input checked="" type="checkbox"/>	<input type="checkbox"/>	<input type="checkbox"/>	Default	

system from S5	Fixed Time	<input checked="" type="checkbox"/>	<input type="checkbox"/>	<input type="checkbox"/>	
	Dynamic Time	<input checked="" type="checkbox"/>	<input type="checkbox"/>	<input type="checkbox"/>	

7.2. Chipset Test

Test Item (Following item should work properly)		Result			Note	
		Pass	Fail	N/A		
North Bridge Configuration-> Display Control Configuration	Primary IGFX Boot Display	VBIOS Default	<input checked="" type="checkbox"/>	<input type="checkbox"/>	<input type="checkbox"/>	
		CRT	<input checked="" type="checkbox"/>	<input type="checkbox"/>	<input type="checkbox"/>	
		HDMI	<input checked="" type="checkbox"/>	<input type="checkbox"/>	<input type="checkbox"/>	
		LVDS	<input checked="" type="checkbox"/>	<input type="checkbox"/>	<input type="checkbox"/>	Default
	Secondary IGFX Boot Display	Disabled	<input checked="" type="checkbox"/>	<input type="checkbox"/>	<input type="checkbox"/>	
		CRT	<input checked="" type="checkbox"/>	<input type="checkbox"/>	<input type="checkbox"/>	
		HDMI	<input checked="" type="checkbox"/>	<input type="checkbox"/>	<input type="checkbox"/>	
		LVDS	<input checked="" type="checkbox"/>	<input type="checkbox"/>	<input type="checkbox"/>	Default
	DVMT Total Gfx Mem	128MB	<input checked="" type="checkbox"/>	<input type="checkbox"/>	<input type="checkbox"/>	
		256 MB	<input checked="" type="checkbox"/>	<input type="checkbox"/>	<input type="checkbox"/>	Default
		Max	<input checked="" type="checkbox"/>	<input type="checkbox"/>	<input type="checkbox"/>	
	LVDS	<input checked="" type="checkbox"/>	<input type="checkbox"/>	<input type="checkbox"/>	Enable/Disable	
	Panel Type Selection	<input checked="" type="checkbox"/>	<input type="checkbox"/>	<input type="checkbox"/>	Auto / Manual	
	OMNI Panel Type	<input checked="" type="checkbox"/>	<input type="checkbox"/>	<input type="checkbox"/>	OMNI-3175/3195	
LVDS Backlight Level	<input checked="" type="checkbox"/>	<input type="checkbox"/>	<input type="checkbox"/>	0%-100% (Default:80%) backlight is dynamic		
LVDS Backlight Type	<input checked="" type="checkbox"/>	<input type="checkbox"/>	<input type="checkbox"/>	Normal(Default) / Inverted		

7.3. Boot Test

Test Item (Following item should work properly)	Result			Note
	Pass	Fail	N/A	
Boot up Numlock State	<input checked="" type="checkbox"/>	<input type="checkbox"/>	<input type="checkbox"/>	
Quiet Boot	<input checked="" type="checkbox"/>	<input type="checkbox"/>	<input type="checkbox"/>	
Boot From Hard Disk	<input checked="" type="checkbox"/>	<input type="checkbox"/>	<input type="checkbox"/>	
Boot From CDRom	<input type="checkbox"/>	<input type="checkbox"/>	<input checked="" type="checkbox"/>	
Boot From USB HDD	<input checked="" type="checkbox"/>	<input type="checkbox"/>	<input type="checkbox"/>	
Boot From USB Floppy	<input checked="" type="checkbox"/>	<input type="checkbox"/>	<input type="checkbox"/>	
Boot From USB CD-ROM	<input checked="" type="checkbox"/>	<input type="checkbox"/>	<input type="checkbox"/>	
Boot from LAN	<input checked="" type="checkbox"/>	<input type="checkbox"/>	<input type="checkbox"/>	
Disable	<input checked="" type="checkbox"/>	<input type="checkbox"/>	<input type="checkbox"/>	

7.4. CMOS Backup / Clear CMOS Test

Test Item (Following item should work properly)	Result			Note
	Pass	Fail	N/A	
CMOS Backup	<input type="checkbox"/>	<input type="checkbox"/>	<input checked="" type="checkbox"/>	Clear Date and time
Clear CMOS Test	<input type="checkbox"/>	<input type="checkbox"/>	<input checked="" type="checkbox"/>	Clear Date

7.5. AAEON Tag Check Utility

Test Item (Following item should work properly)	Result			Note
	Pass	Fail	N/A	
Check AAEON BIOS OK	<input checked="" type="checkbox"/>	<input type="checkbox"/>	<input type="checkbox"/>	AONCHECK.EXE

7.6. Supervisor / User Password Test

Test Item (Following item should work properly)	Result			Note
	Pass	Fail	N/A	

Administrator Password	<input checked="" type="checkbox"/>	<input type="checkbox"/>	<input type="checkbox"/>	
User Password	<input checked="" type="checkbox"/>	<input type="checkbox"/>	<input type="checkbox"/>	

7.7. Hi-safe Test

Test Item (Following item should work properly)	Result			Note	
	Pass	Fail	N/A		
Version(20160413)	<input checked="" type="checkbox"/>	<input type="checkbox"/>	<input type="checkbox"/>		
System Information	CPU Information	<input checked="" type="checkbox"/>	<input type="checkbox"/>	<input type="checkbox"/>	
	Model Name	<input checked="" type="checkbox"/>	<input type="checkbox"/>	<input type="checkbox"/>	
	Display Information	<input checked="" type="checkbox"/>	<input type="checkbox"/>	<input type="checkbox"/>	
	RAM Information	<input checked="" type="checkbox"/>	<input type="checkbox"/>	<input type="checkbox"/>	
H/W Monitor	Info	<input checked="" type="checkbox"/>	<input type="checkbox"/>	<input type="checkbox"/>	FINTEK 816866D
	Fan Speed	<input type="checkbox"/>	<input type="checkbox"/>	<input checked="" type="checkbox"/>	
	Temperature	<input checked="" type="checkbox"/>	<input type="checkbox"/>	<input type="checkbox"/>	
	Voltage	<input checked="" type="checkbox"/>	<input type="checkbox"/>	<input type="checkbox"/>	
DIO	DIO1~4 High	<input type="checkbox"/>	<input type="checkbox"/>	<input checked="" type="checkbox"/>	
	DIO1~4 Low	<input type="checkbox"/>	<input type="checkbox"/>	<input checked="" type="checkbox"/>	
	DIO5~8 High	<input type="checkbox"/>	<input type="checkbox"/>	<input checked="" type="checkbox"/>	
	DIO5~8 Low	<input type="checkbox"/>	<input type="checkbox"/>	<input checked="" type="checkbox"/>	
WatchDog	10sec	<input checked="" type="checkbox"/>	<input type="checkbox"/>	<input type="checkbox"/>	Actual 11 sec
	1min	<input checked="" type="checkbox"/>	<input type="checkbox"/>	<input type="checkbox"/>	Actual 61sec
	255sec	<input checked="" type="checkbox"/>	<input type="checkbox"/>	<input type="checkbox"/>	Actual 257sec
	Auto Reload	<input checked="" type="checkbox"/>	<input type="checkbox"/>	<input type="checkbox"/>	
SMBus	SMBus IO	<input checked="" type="checkbox"/>	<input type="checkbox"/>	<input type="checkbox"/>	SMBus Address 0xE000
	Read Byte	<input checked="" type="checkbox"/>	<input type="checkbox"/>	<input type="checkbox"/>	Slave Address A0h,A2h,A4h
	Result / Received Data	<input checked="" type="checkbox"/>	<input type="checkbox"/>	<input type="checkbox"/>	0X92
	Read Word	<input checked="" type="checkbox"/>	<input type="checkbox"/>	<input type="checkbox"/>	0X1292
	Result / Read	<input checked="" type="checkbox"/>	<input type="checkbox"/>	<input type="checkbox"/>	
Backlight Controller	PWM	<input checked="" type="checkbox"/>	<input type="checkbox"/>	<input type="checkbox"/>	Brightness0%-100% / Dark-Light

7.8. Hi-Manager Test

Test Item (Following item should work properly)	Result			Note
	Pass	Fail	N/A	
Version(XXXXXXXX)	<input type="checkbox"/>	<input type="checkbox"/>	<input checked="" type="checkbox"/>	
Power control	Power on	<input type="checkbox"/>	<input type="checkbox"/>	<input checked="" type="checkbox"/>
	Power off	<input type="checkbox"/>	<input type="checkbox"/>	<input checked="" type="checkbox"/>
	Reset	<input type="checkbox"/>	<input type="checkbox"/>	<input checked="" type="checkbox"/>
	Power on from G3 state	<input type="checkbox"/>	<input type="checkbox"/>	<input checked="" type="checkbox"/>
Group Management	<input type="checkbox"/>	<input type="checkbox"/>	<input checked="" type="checkbox"/>	
Event log	<input type="checkbox"/>	<input type="checkbox"/>	<input checked="" type="checkbox"/>	
Alarm Clock	Set Alarm Time	<input type="checkbox"/>	<input type="checkbox"/>	<input checked="" type="checkbox"/>
	Recurring Alarm	<input type="checkbox"/>	<input type="checkbox"/>	<input checked="" type="checkbox"/>
Remote Recovery	<input type="checkbox"/>	<input type="checkbox"/>	<input checked="" type="checkbox"/>	Remote Reboot/ Reboot from CD ROM/Reboot from ISO (Reboot to BIOS no support)
KVM	<input type="checkbox"/>	<input type="checkbox"/>	<input checked="" type="checkbox"/>	Test with i7-4770T
Schedule	<input type="checkbox"/>	<input type="checkbox"/>	<input checked="" type="checkbox"/>	

7.9. Negative Test

7.9.1 USB Keyboard Negative Test

Methods	Result	Note
---------	--------	------

	Pass	Fail	N/A	
1. Boot into BIOS setup manual. 2. Press NumLock or ScrLk and press arrow key. 3. confirm arrow key function are normally	<input checked="" type="checkbox"/>	<input type="checkbox"/>	<input type="checkbox"/>	

7.9.2 Suspend S3 Negative Test

Methods	Result			Note	
	Pass	Fail	N/A		
1. Resume from S3. 2. Confirm com ports(RS232/422/485), DIO, smartfan, LVDS backlight control, USB ports, HDMI/DP audio can work properly.	RS232/422/485	<input checked="" type="checkbox"/>	<input type="checkbox"/>	<input type="checkbox"/>	
	DIO	<input type="checkbox"/>	<input type="checkbox"/>	<input checked="" type="checkbox"/>	
	SmartFan	<input type="checkbox"/>	<input type="checkbox"/>	<input checked="" type="checkbox"/>	
	LVDS Backlight control	<input checked="" type="checkbox"/>	<input type="checkbox"/>	<input type="checkbox"/>	
	USB ports	<input checked="" type="checkbox"/>	<input type="checkbox"/>	<input type="checkbox"/>	
	DP/HDMI audio	<input type="checkbox"/>	<input type="checkbox"/>	<input checked="" type="checkbox"/>	

7.9.3 UEFI Mode Negative Test

Methods	Result			Note
	Pass	Fail	N/A	
1. Install Windows with UEFI mode. 2. Clear CMOS. 3. Confirm BIOS\Boot device was not loss "Windows boot manager" and should boot into Windows properly.	<input type="checkbox"/>	<input type="checkbox"/>	<input checked="" type="checkbox"/>	

8. Performance Test

Configuration	
CPU	Intel® Celeron® Processor J1900 (2M Cache, up to 2.42 GHz)
Memory	204-pin DDR3L 8 GB 1333MHz SODIMM x 1(D3SO1G646GLI-A58IA)
Storage	Toshiba MQ01AAD010C / 2.5" SATA 2 HDD / 100GB
O.S	Windows 8.1 Enterprise English Version 64Bit

8.1. System Performance Test

Test Result:

Testing Software	Scope		Note
	AAEON	Ref.	
PCMark 7			Windows 8.1 (64bit)
Score	1717		PCMarks

Testing Software	Scope		Note
	AAEON	Ref.	
3Dmark2006 v120			
3Dmark Score	2061	-	
SM2.0 Score	692	-	
HDR/SM3.0 Score	787	-	
CPU Score	2370	-	
Benchmark (B)	-	-	
Average Efficiency	-	-	

3Dmark11 Professional Edition			
Performance 1280*720 (Default)			
3Dmark 11Score	P259	-	
Graphics Score	220	-	
Physics Score	1879	-	
Combined Score	276	-	

Testing Software	Scope		Note
	AAEON	Ref.	
Performance Test 8.0			
PassMark Rating	699.6	-	
CPU Mark	2055	-	
2D Graphics Mark	226.5	-	
3D Graphics Mark	159.1	-	
Memory Mark	850	-	
Disk Mark	436.8	-	
CD Mark	-	-	

8.2. Storage Performance Test

SATA Performance	
SATA SSD	Innodisk 3MG2-P 2.5".256GB.SATA III SSD MLC
CPU	Intel® Celeron® Processor J1900 (2M Cache, up to 2.42 GHz)
Memory	204-pin DDR3L 8 GB 1333MHz SODIMM x 1(D3SO1G646GLI-A58IA)
OS	Windows 8.1 Enterprise English Version 64Bit

Item	Comment / (unit)	Software	Score	Note
SATAIII	Maximum Read	ATTO Disk Benchmark	284.96 MB/s	Innodisk 3MG2-P 2.5".256GB.SATA III SSD MLC
	Maximum Write	ATTO Disk Benchmark	269.51 MB/s	
SATAII	Maximum Read	ATTO Disk Benchmark	59.65 MB/s	Toshiba MQ01AAD010C / 100GB
	Maximum Write	ATTO Disk Benchmark	58.74 MB/s	

USB3.0/2.0 Performance				
USB Flash	Sony USB3.0 32GB			
Item	Comment / (unit)	Software	Transfer Rate (MB/s)	Note
USB3.0	Maximum Read	ATTO Disk Benchmark	97.97 MB/s	
	Maximum Write	ATTO Disk Benchmark	52.95 MB/s	
USB2.0	Maximum Read	ATTO Disk Benchmark	MB/s	
	Maximum Write	ATTO Disk Benchmark	MB/s	
USB HD	Toshiba USB3.0 1TB			
Item	Comment / (unit)	Software	Transfer Rate (MB/s)	Note
USB3.0	Maximum Read	ATTO Disk Benchmark	112.32 MB/s	Toshiba 1TB USB 3.0 HD
	Maximum Write	ATTO Disk Benchmark	109.79 MB/s	
USB2.0	Maximum Read	ATTO Disk Benchmark	37.08 MB/s	
	Maximum Write	ATTO Disk Benchmark	38.4 MB/s	

mSATA / CFast /CF performance				
mSATA	N/A			
CFast	Innodisk 3ME3 128GB(P/N:DECFA-A28D09BC1DC-26)			
CF	N/A			
Item	Comment / (unit)	Software	Transfer Rate (MB/s)	Note
mSATA	Maximum Read	ATTO Disk Benchmark	MB/s	N/A
	Maximum Write	ATTO Disk Benchmark	MB/s	N/A
CFast	Maximum Read	ATTO Disk Benchmark	163.68MB/s	
	Maximum Write	ATTO Disk Benchmark	128.75MB/s	
CF	Maximum Read	ATTO Disk Benchmark	MB/s	N/A
	Maximum Write	ATTO Disk Benchmark	MB/s	N/A
M.2 (PCI-e interface)	Maximum Read	ATTO Disk Benchmark	MB/s	N/A
	Maximum Write	ATTO Disk Benchmark	MB/s	N/A
M.2 (SATA interface)	Maximum Read	ATTO Disk Benchmark	MB/s	N/A
	Maximum Write	ATTO Disk Benchmark	MB/s	N/A

9. Stability test

9.1. Run In Test

Under Room Temperature:

OS: Windows 8.1 Enterprise English 64bit

Test Item	Result	Result			Note
		Pass	Fail	N/A	
Burn In Test V8.1(1012) CPU	<input checked="" type="checkbox"/>	<input type="checkbox"/>	<input type="checkbox"/>		

Duty: 100 Time: over 12 hours <System should not error or hang during testing.>	RAM	<input checked="" type="checkbox"/>	<input type="checkbox"/>	<input type="checkbox"/>	
	COM	<input checked="" type="checkbox"/>	<input type="checkbox"/>	<input type="checkbox"/>	
	Video	<input checked="" type="checkbox"/>	<input type="checkbox"/>	<input type="checkbox"/>	
	2D	<input checked="" type="checkbox"/>	<input type="checkbox"/>	<input type="checkbox"/>	
	3D	<input checked="" type="checkbox"/>	<input type="checkbox"/>	<input type="checkbox"/>	
	Disk	<input checked="" type="checkbox"/>	<input type="checkbox"/>	<input type="checkbox"/>	
	Sound	<input checked="" type="checkbox"/>	<input type="checkbox"/>	<input type="checkbox"/>	
	Network	<input checked="" type="checkbox"/>	<input type="checkbox"/>	<input type="checkbox"/>	
	Parallel	<input type="checkbox"/>	<input type="checkbox"/>	<input checked="" type="checkbox"/>	
	USB	2.0	<input checked="" type="checkbox"/>	<input type="checkbox"/>	<input type="checkbox"/>
	3.0	<input checked="" type="checkbox"/>	<input type="checkbox"/>	<input type="checkbox"/>	

Note: COM PORT Speed Set to 115200.

9.2. Reboot Test

Under Room Temperature:

OS: Windows 8.1 Enterprise English 64bit

Test Tool: Passmark rebooter.exe

Test item	Result			Note
	Pass	Fail	N/A	
Reboot test for 500 cycles <System should not error or hang during testing.>	<input checked="" type="checkbox"/>	<input type="checkbox"/>	<input type="checkbox"/>	

9.3. ACPI G3 Cold Boot Test

Under Room Temperature:

OS: DOS

Test Point:

1. Make sure system boot up is stable.
2. Make sure boot function support AC power restored in short time.

Test item	Result			Note
	Pass	Fail	N/A	
G3(AC loss) cold boot over 1000 cycles Setting: Power on- 40sec ; Power off-- 20sec. <loss rate: 0 /1000 times>	<input checked="" type="checkbox"/>	<input type="checkbox"/>	<input type="checkbox"/>	<input checked="" type="checkbox"/> BIOS select " power on" or <input type="checkbox"/> Jumper setting auto power button
G3(AC loss) cold boot over 20 cycles Setting: Power on- 40sec ; Power off- 5sec. <loss rate: 0 /20 times>	<input type="checkbox"/>	<input type="checkbox"/>	<input checked="" type="checkbox"/>	H/W [auto power button] need to set enable..

9.4. ACPI S5 Cold Boot Test

Under Room Temperature:

OS: Windows 8.1 Enterprise English 64bit

Test item	Result			Note
	Pass	Fail	N/A	
S5(standby power) cold boot over 500 cycles < System should complete 500 cycles	<input type="checkbox"/>	<input type="checkbox"/>	<input checked="" type="checkbox"/>	1. "PassMark Rebooter" set 500 cycles ; delay 30sec and enable "auto load Rebooter at startup".

without any error or hang.>				2. On/off fixture cycle time to set 150sec.
-----------------------------	--	--	--	---

10. Front Panel Button and Mechanical Check

10.1. Front Panel Button Function Test

Test item	Function			Note
	Pass	Fail	N/A	
LCD Power on/off button	<input type="checkbox"/>	<input type="checkbox"/>	<input checked="" type="checkbox"/>	Not support
Brightness+ button	<input type="checkbox"/>	<input type="checkbox"/>	<input checked="" type="checkbox"/>	
Brightness- button	<input type="checkbox"/>	<input type="checkbox"/>	<input checked="" type="checkbox"/>	
Speaker+ button	<input type="checkbox"/>	<input type="checkbox"/>	<input checked="" type="checkbox"/>	
Speaker- button	<input type="checkbox"/>	<input type="checkbox"/>	<input checked="" type="checkbox"/>	
EXIT	<input type="checkbox"/>	<input type="checkbox"/>	<input checked="" type="checkbox"/>	

10.2. Mechanical Check

Test Item	Result			Note
	Pass	Fail	N/A	
System Case construction check	<input checked="" type="checkbox"/>	<input type="checkbox"/>	<input type="checkbox"/>	
CF/CFast slot construction check	<input checked="" type="checkbox"/>	<input type="checkbox"/>	<input type="checkbox"/>	
Expansion slots construction check	<input checked="" type="checkbox"/>	<input type="checkbox"/>	<input type="checkbox"/>	
I/O symbol check	<input checked="" type="checkbox"/>	<input type="checkbox"/>	<input type="checkbox"/>	