

# PICO-BT01

INTEL Bay Trail J1900 CPU

## Temperature/Humidity Test Report

Report NO: 15E020001

Summary	<p><input checked="" type="checkbox"/> <b>Pass</b></p> <p><input type="checkbox"/> <b>Fail</b></p> <p>Note : There is/are ____ defect(s) not list in the report, please check it in the DTS Website.</p> <p><input type="checkbox"/> <b>Pass with Deviation</b></p> <p><b>Comment:</b> _____</p>
---------	--

Issue date

Approval

Test Engineer

2015-01-08

Vincent Chen

Ben Sun

# Test item list

- 
1. *Test item list* ----- 2
  2. *Configuration of EUT* ----- 3
  3. *Temp./humidity power on/off test* ----- 4
  4. *Temperature variation operation test* ----- 5
  5. *Cold start and hot start test* ----- 6

## Testing Result


Num	Test item list	Result	Remark
1	Temp./humidity power on/off test	Pass	
2	Temperature variation operation test	Pass	
3	Cold start and hot start test	Pass	

# Configuration of EUT

## Test Product: PICO-BT01 REV. A0.2

### Sample Configuration & Quantity Under Test:

1. CPU: Intel Bay Trail J1900 / 1.99GHz
2. BIOS Ver.: R0.1(ZBT1A01)
3. Chipset: Intel Bay Trail
4. Memory: Transcend DDR3L-1600 8GB
5. USB Flash: Transcend 4GB (For DOS Mode Power On/Off Test)
6. 2.5" SATA HDD: HITACHI / Z5K320-160 / 160GB
7. Test Software: Windows 7 / Run PassMark Burn In Test 7.1 Pro
8. AT Power Supply: HG2-6400P
9. CPU Cooler:



# Temp./humidity power on/off test

**Test Date:** 01- 07 ~ 08 -2015

**Test Site:** AAEON QE Dept.

**Test Standard:** Refer to IEC 68-2-30 Testing procedures  
Test Db: Damp Heat Test

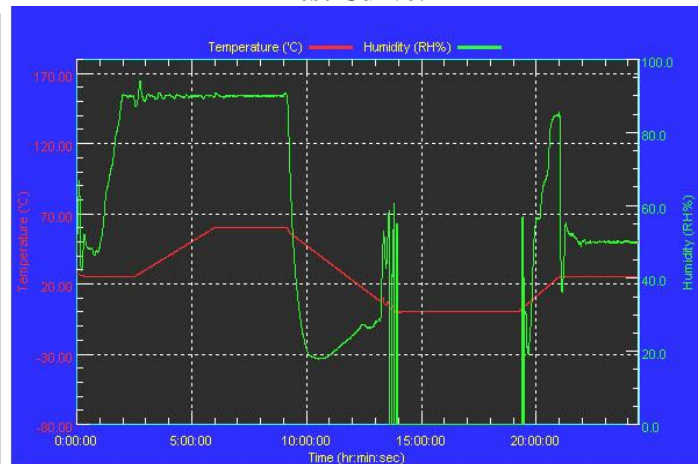
**Test Equipment:**  
Programmable Temperature & Humidity Chamber (K.SON. INS. TECH. CORP.)  
Model: THS-B6T-150+LN2  
Date of Calibration: 10/09/14  
Serial Number: 2582

## Temperature & Humidity Power On/Off Test:

### Testing Specification:

Step	Temperature (°C)	Humidity (%RH)	Duration (HH:MM)
1	25	50	00:30
2	25	50	00:30
3	25	90	01:00
4	25	90	00:30
5	60	90	03:30
6	60	90	03:00
7	0	0	04:50
8	0	0	05:23
9	25	50	01:47
10	25	50	03:00

### Test Curve:



## Test Result:

Test Method	Actual	Successful	Failure rate
Power On/Off	1921/times	1921/times	0 %
Note: Failure rate need to be 0%.			

# Temperature variation operation test

**Test Date:** 01-05 ~ 06-2015

**Test Site:** AAEON QE Dept.

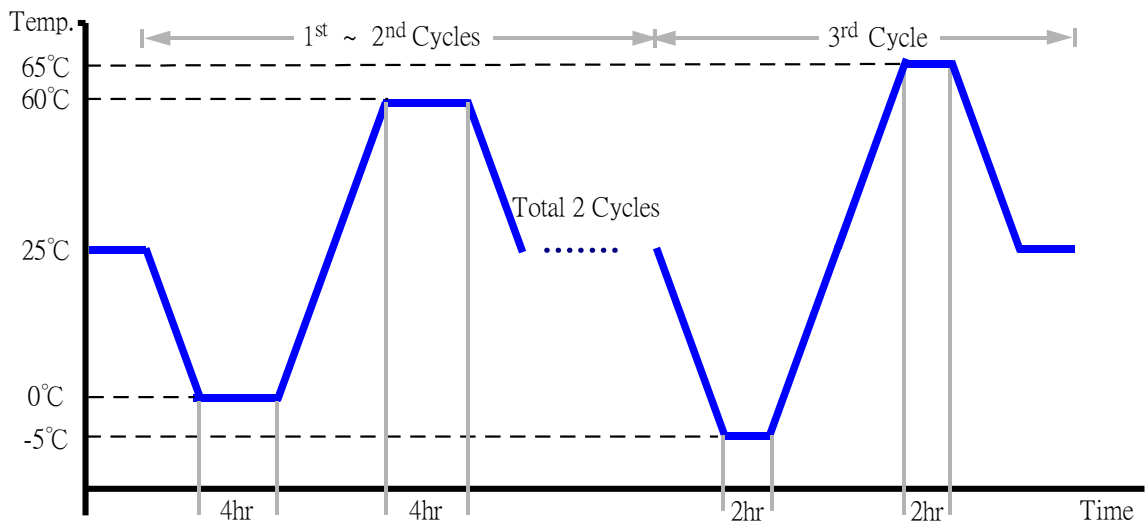
**Test Standard:** Refer to IEC 68-2-14 Testing procedures  
Test N: Change of temperature Test

**Test Equipment:**

Programmable Temperature & Humidity Chamber (K.SON. INS. TECH. CORP.)  
Model: THS-B6T-150+LN2  
Date of Calibration: 10/09/14  
Serial Number: 2582

**Temperature & Humidity Cycle Test:**

1. Test Low Temperature: 0°C (1~2 cycles)  
-5°C (3<sup>rd</sup> cycle)
2. Test High Temperature: 60°C (1~2 cycles)  
65°C (3<sup>rd</sup> cycle)
3. Test dwell time: 4Hrs (1~2 cycles)  
2Hrs (3<sup>rd</sup> cycle)
4. Temperature slope: 2°C/min
5. Test cycle: 3 cycles
6. Test Environment Curve:



**Test Result:**

No issues were found during the temperature variation operation test.

# Cold start and hot start test

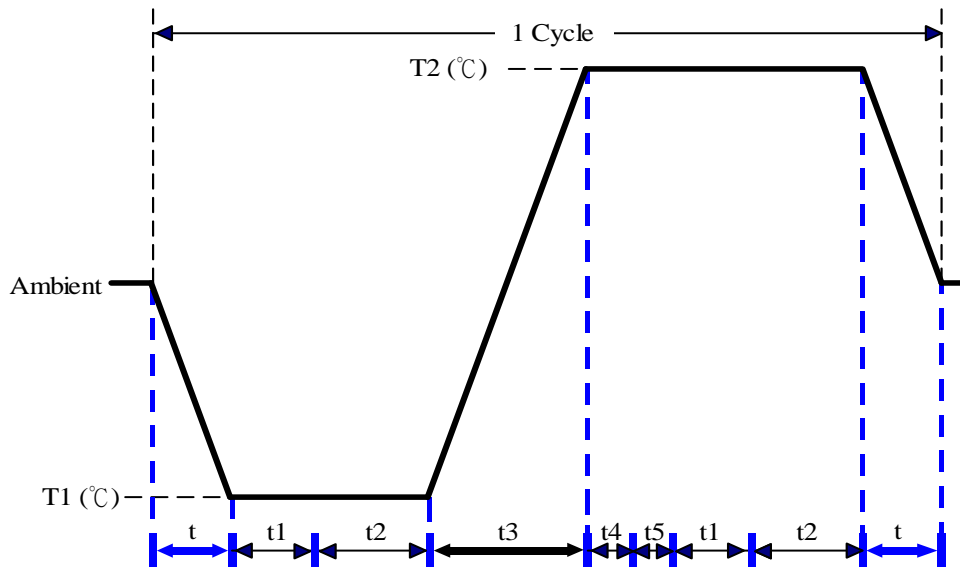
**Test Date:** 12-30 ~ 31-2014

**Test Site:** AAEON QE Dept.

**Test Standard:** Refer to IEC 68-2-14 Testing procedures  
Test N: Change of temperature Test

**Test Equipment:**  
Programmable Temperature & Humidity Chamber (K.SON. INS. TECH. CORP.)  
Model: THS-B6T-150+LN2  
Date of Calibration: 10/09/14  
Serial Number: 2582

**Test Condition:**



Parameters	Description
T1	-5°C
T2	6.5°C
t1	1 h r s
t2	2 h r s
t4, t5	30 min
t, t3	2°C/min
n (Cycle)	1

t, t3 = temperature slope

t, t1: Power Off

t2: Power on/off test 10 times (on 2 min / off 5min)

t3, t4: Run PassMark Burn In Test

t5: Windows 7 Software restart test 2 times

Test Software: Windows 7

**Test Result:**

- a. No issues were found during the cold start test.
- b. No issues were found during the hot start test.