



*Industrial Computing Platform Partner*

# **GENE-6350**

## **Temperature/Humidity Test Report**

**Report NO: 07E020014**

Issued by: **Rex Chang** / **03/26/2007**  
\_\_\_\_\_  
Test Engineer Date

Reviewed by: **Wenyuan Yang** / **03/26/2007**  
\_\_\_\_\_  
Manager Date

# Test item list

1. <i>Test item list</i> -----	2
2. <i>Temp./humidity power on/off test</i> -----	3
3. <i>Temperature variation operation test</i> -----	4
4. <i>Cold start and hot start test</i> -----	5

## Test Product: GENE-6350 A2.0

### Sample Configuration & Quantity Under Test:

1. CPU: Onboard Intel LV Celeron 650MHz (Bios Ver.1.6)
2. Chipset: VIA CLE 266CE + VT8235CD + W83697UF + W83781D
3. VGA: VIA CLE 266 integrated VGA, Share up to 64MB
4. Test Software: Windows XP / Run PassMark Burn In Test Pro 4.0
5. CPU Cooler:



#### Sample 1: (ATX Power)

1. CFD: PQI 32MB
2. HDD: HITACHI HDS722580VLAT20 / 82.3GB
3. Memory: DSL 512MB / Hynix HY5DU121622CTP-J (DDR333)
4. ATX Power Supply: CWT PSF300P-30

#### Sample 2: (AT Power)

1. CFD: PQI 32MB
2. HDD: HITACHI HDS722580VLAT20 / 82.3GB
3. Memory: Transcend 512MB / Infineon HYB25D512160BE-6-B (DDR333)
4. AT Power Supply: Zippy SP2-4300F

# Temp./humidity power on/off test

**Test Date:** 03-22~23-2007

**Test Site:** AAEON QA Internal Lab.

**Test Standard:** Reference IEC 68-2-30 Testing procedures  
Test Db: Damp Heat Test

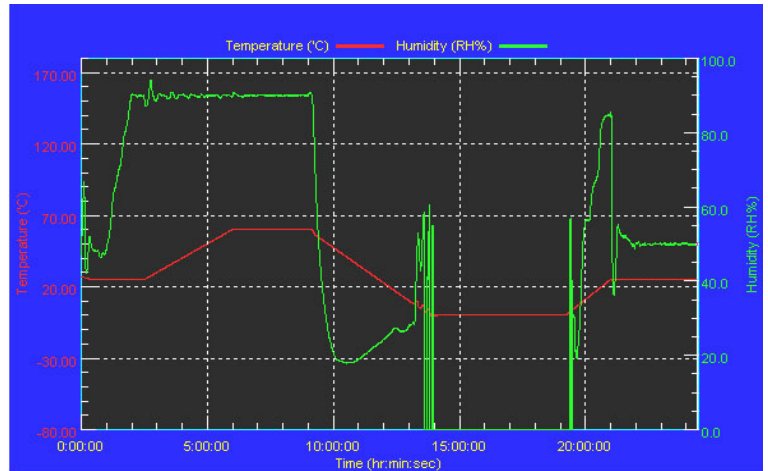
**Test Equipment:**  
Programmable Temperature & Humidity Chamber  
K.SON. INS. TECH. CORP.  
Model: THS-D4H+-100  
Date of Calibration: 05/19/06  
Serial Number: 1241

## Temperature & Humidity Power On/Off Test:

### Testing Specification:

Step	Temperature (°C)	Humidity (%RH)	Duration (HH:MM)
1	25	50	00:30
2	25	50	00:30
3	25	90	01:00
4	25	90	00:30
5	60	90	03:30
6	60	90	03:00
7	0	0	04:50
8	0	0	05:23
9	25	50	01:47
10	25	50	03:00

### Test Curve:



### Test Result:

#### Sample 1: (ATX Power)

No problem was found during the Temperature & Humidity Power On/Off Test.

#### Sample 2: (AT Power)

No problem was found during the Temperature & Humidity Power On/Off Test..

**Test Date:** 03-23~24-2007

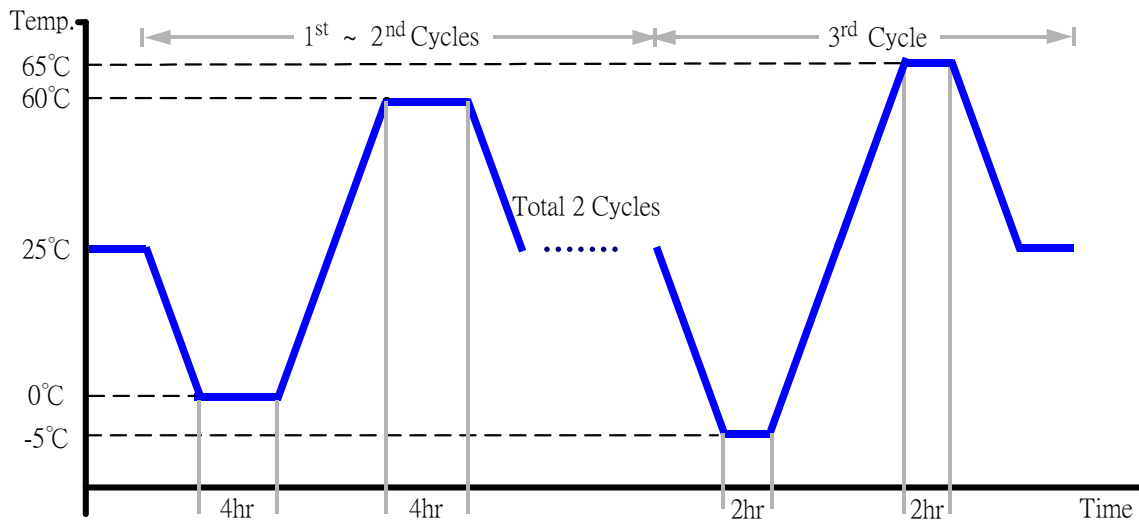
**Test Site:** AAEON QA Internal Lab.

**Test Standard:** Reference IEC 68-2-14 Testing procedures  
Test N: Change of temperature Test

**Test Equipment:**  
Programmable Temperature & Humidity Chamber  
K.SON. INS. TECH. CORP.  
Model: THS-D4H+-100  
Date of Calibration: 05/19/06  
Serial Number: 1241

### Temperature & Humidity Cycle Test:

1. Test Low Temperature: 0°C (1~2 cycles)  
-5°C (3<sup>rd</sup> cycle)
2. Test High Temperature: 60°C (1~3 cycles)  
65°C (3<sup>rd</sup> cycle)
3. Test dwell time: 4Hrs (1~2 cycles)  
2Hrs (3<sup>rd</sup> cycle)
4. Temperature slope: 2°C/min
5. Test cycle: 3 cycles
6. Test Environment Curve:



### Test Result:

#### Sample 1: (ATX Power)

No problem was found during the temperature variation operation test.

#### Sample 2: (AT Power)

No problem was found during the temperature variation operation test.

# Cold start and hot start test

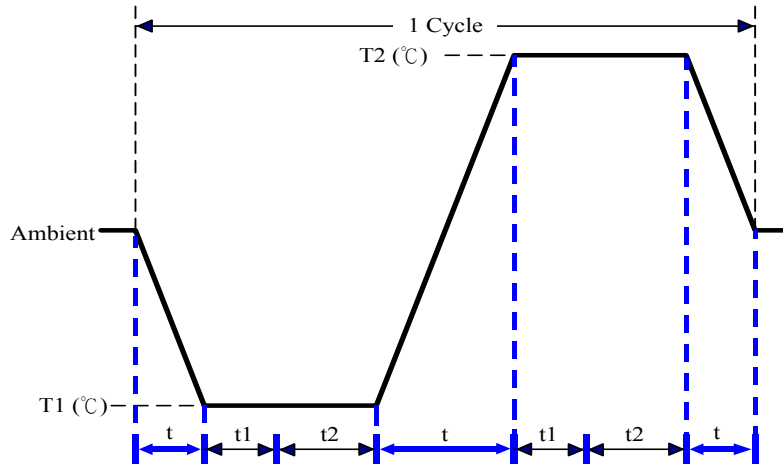
**Test Date:** 03-26-2007

**Test Site:** AAEON QA Internal Lab.

**Test Standard:** Reference IEC 68-2-14 Testing procedures  
Test N: Change of temperature Test

**Test Equipment:**  
Programmable Temperature & Humidity Chamber  
K.SON. INS. TECH. CORP.  
Model: THS-D4H+-100  
Date of Calibration: 05/19/06  
Serial Number: 1241

**Test Condition:**



Parameters	Description
T1	-5°C
T2	65°C
t1	1 hrs
t2	2 hrs
t	2°C/min
n (Cycle)	1

t = temperature slope  
t ~ t1: Power Off  
t2: Power on/off test 10 times (on 2 min / off 5min)  
Test Software: Windows XP

**Test Result:**

**Sample 1: (ATX Power)**

- a. No problem was found during the cold start test.
- b. No problem was found during the hot start test.

**Sample 2: (AT Power)**

- a. No problem was found during the cold start test.
- b. No problem was found during the hot start test.