

EPIC-QM77

Temperature/Humidity Test Report

Report NO: 13E020009

Summary	<p><input checked="" type="checkbox"/> Pass</p> <p><input type="checkbox"/> Fail</p> <p>Note : There is/are ____ defect(s) not list in the report, please check it in the DTS Website.</p> <p><input type="checkbox"/> Pass with Deviation</p> <p>Comment: _____</p>
---------	---

Issue date

2013-05-03

Approval

Tom Lin

Test Engineer

Rex Chang

Test item list

-
1. *Test item list* ----- 2
 2. *Configuration of EUT* ----- 3
 3. *Temp./humidity power on/off test* ----- 4
 4. *Temperature variation operation test* ----- 5
 5. *Cold start and hot start test* ----- 6

Testing Result


Num	Test item list	Result	Remark
1	Temp./humidity power on/off test	Pass	
2	Temperature variation operation test	Pass	
3	Cold start and hot start test	Pass	

Configuration of EUT

Test Product: EPIC-QM77 A0.2

Sample Configuration & Quantity Under Test:

1. CPU: Intel Core i7-3555LE 2.50GHz
2. BIOS Ver. EPIC-QM77 R1.1 (EP77AM11) (04/18/2013)
3. Chipset: Intel QM77
4. Memory: Transcend 8GB * 1 / DDR3 1600 / SEC K4B4G0846B
5. USB Flash: Transcend 4GB (For DOS Mode Power On/Off Test)
6. 2.5" SATA HDD: TOSHIBA MK1661GSYN / 160GB
7. Test Software: Windows 7 / Run PassMark Burn In Test 7.0 Pro
8. AT Power Supply: Zippy HG2-6400P
9. Heat Sink:



Temp./humidity power on/off test

Test Date: 05-02 ~ 03-2013

Test Site: AAEON QE Dept.

Test Standard: Refer to IEC 68-2-30 Testing procedures
Test Db: Damp Heat Test

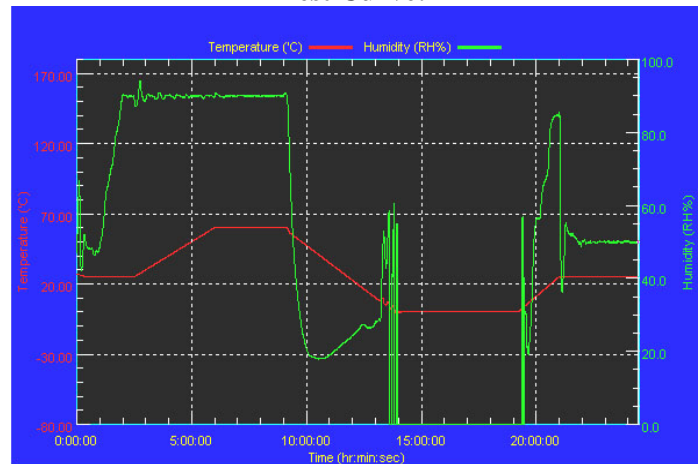
Test Equipment:
Programmable Temperature & Humidity Chamber (K.SON. INS. TECH. CORP.)
Model: THS-D4H+-100
Date of Calibration: 10/10/12
Serial Number: 2582

Temperature & Humidity Power On/Off Test:

Testing Specification:

Step	Temperature (°C)	Humidity (%RH)	Duration (HH:MM)
1	25	50	00:30
2	25	50	00:30
3	25	90	01:00
4	25	90	00:30
5	60	90	03:30
6	60	90	03:00
7	0	0	04:50
8	0	0	05:23
9	25	50	01:47
10	25	50	03:00

Test Curve:



Test Result:

Test Method	Actual	Successful	Failure rate
Power On/Off	2120/times	2120/times	0 %
Note: Failure rate need to under 0.2%.			

Temperature variation operation test

Test Date: 05-01 ~ 02-2013

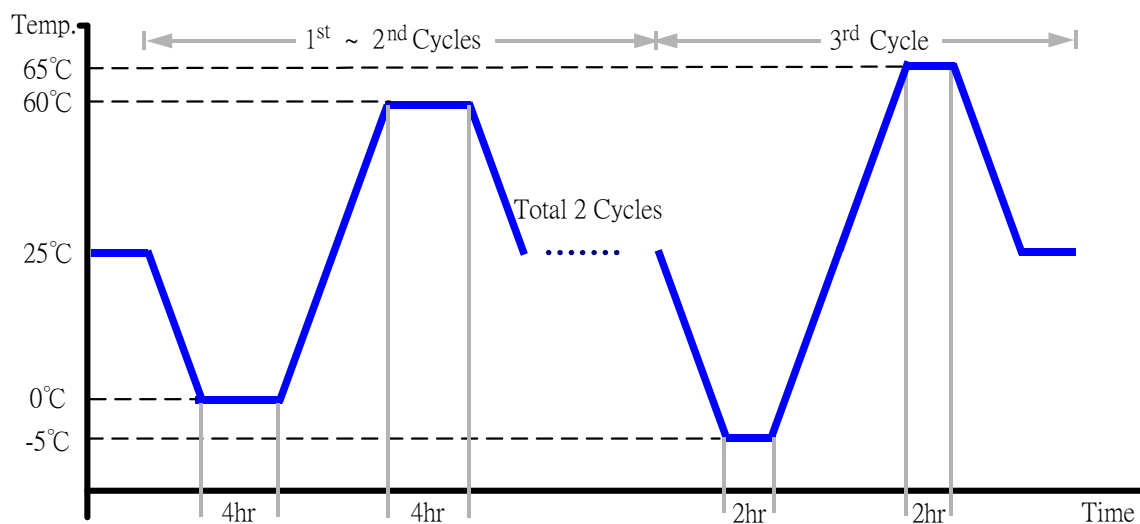
Test Site: AAEON QE Dept.

Test Standard: Refer to IEC 68-2-14 Testing procedures
Test N: Change of temperature Test

Test Equipment:
Programmable Temperature & Humidity Chamber (K.SON. INS. TECH. CORP.)
Model: THS-D4H+-100
Date of Calibration: 10/10/12
Serial Number: 2582

Temperature & Humidity Cycle Test:

1. Test Low Temperature: 0°C (1~2 cycles)
-5°C (3rd cycle)
2. Test High Temperature: 60°C (1~2 cycles)
65°C (3rd cycle)
3. Test dwell time: 4Hrs (1~2 cycles)
2Hrs (3rd cycle)
4. Temperature slope: 2°C/min
5. Test cycle: 3 cycles
6. Test Environment Curve:



Test Result:

No issues were found during the temperature variation operation test.

Cold start and hot start test

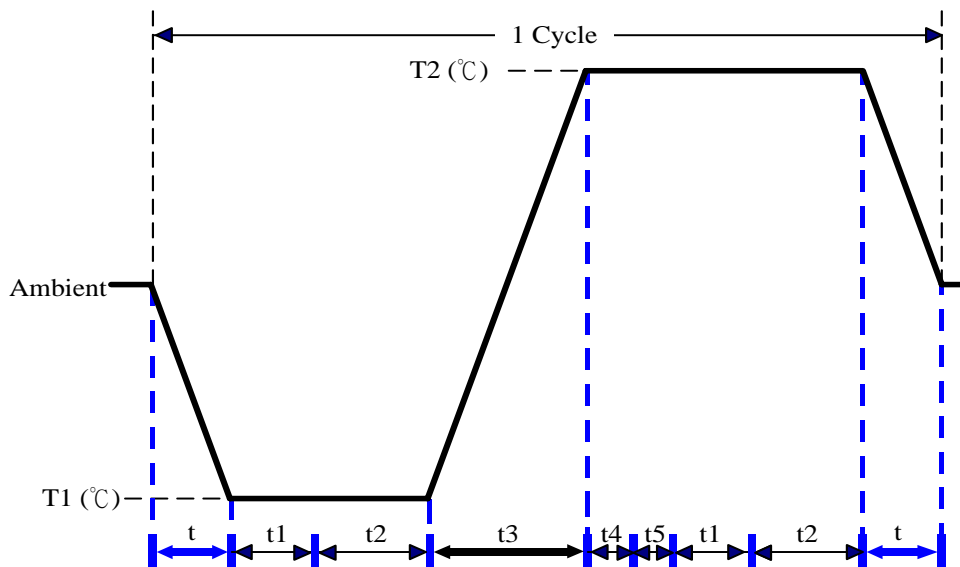
Test Date: 04-30-2013 ~ 05-01-2013

Test Site: AAEON QE Dept.

Test Standard: Refer to IEC 68-2-14 Testing procedures
Test N: Change of temperature Test

Test Equipment:
Programmable Temperature & Humidity Chamber (K.SON. INS. TECH. CORP.)
Model: THS-D4H+-100
Date of Calibration: 10/10/12
Serial Number: 2582

Test Condition:



Parameters	Description
T1	-5°C
T2	65°C
t1	1 hrs
t2	2 hrs
t4, t5	30 min
t, t3	2°C/min
n (Cycle)	1

t, t3 = temperature slope
t, t1: Power Off
t2: Power on/off test 10 times (on 2 min / off 5min)
t3, t4: Run PassMark Burn In Test
t5: Windows 7 Software restart test 2 times
Test Software: Windows 7

Test Result:

- a. No issues were found during the cold start test.
- b. No issues were found during the hot start test.