

ARES430

INTEL Celeron Processor J1900 CPU

Temperature/Humidity Test Report

Report NO: 15I020002

Summary	<p><input checked="" type="checkbox"/> Pass</p> <p><input type="checkbox"/> Fail</p> <p>Note : There is/are ____ defect(s) not list in the report, please check it in the DTS Website.</p> <p><input type="checkbox"/> Pass with Deviation</p> <p>Comment: _____</p>
---------	--

Issue date

2015-03-10

Approval

KJ Wang

Test Engineer

Ben Sun

Test item list

-
1. *Test item list* ----- 2
 2. *Configuration of EUT* ----- 3
 3. *Temp./humidity power on/off test* ----- 4
 4. *Temperature variation operation test* ----- 5
 5. *Cold start and hot start test* ----- 6

Testing Result

Num	Test item list	Result	Remark
1	Temp./humidity power on/off test	Pass	
2	Temperature variation operation test	Pass	
3	Cold start and hot start test	Pass	

Configuration of EUT

Test Product: ARES430 REV. A0.3

Sample Configuration & Quantity Under Test:

1. CPU: Intel Celeron J1900 1.99GHz
2. BIOS Ver.: ARES430 R1.0 (AR43BM10)
3. Chipset: Intel BT
4. Memory: DSL DDR3L-1600 8GB CL11
5. USB Flash: Transcend 4GB (For DOS Mode Power On/Off Test)
6. 2.5" SATA HDD: WD5000LPVX 500GB
7. Test Software: Windows 7 / Run PassMark Burn In Test 8.0
8. Power Supply: FSP060-DBAE1
9. CPU Cooler:



Temp./humidity power on/off test

Test Date: 03-06 ~ 07-2015

Test Site: AAEON QE Dept.

Test Standard: Refer to IEC 68-2-30 Testing procedures
Test Db: Damp Heat Test

Test Equipment:

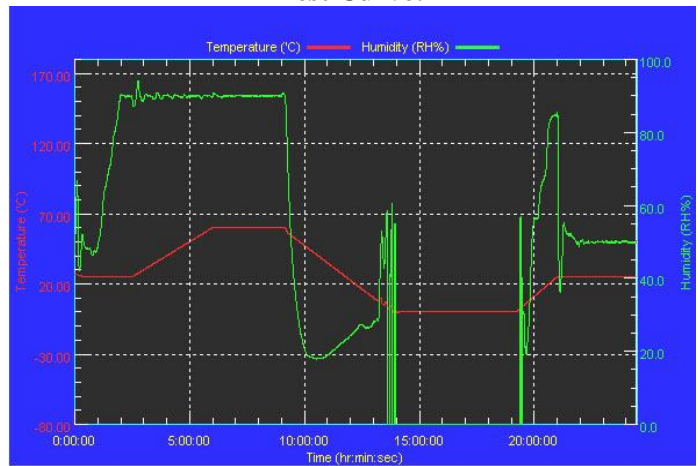
Programmable Temperature & Humidity Chamber (K.SON. INS. TECH. CORP.)
Model: THS-B6T-150+LN2
Date of Calibration: 06/05/14
Serial Number: 9095KT

Temperature & Humidity Power On/Off Test:

Testing Specification:

Step	Temperature (°C)	Humidity (%RH)	Duration (HH:MM)
1	25	50	00:30
2	25	50	00:30
3	25	90	01:00
4	25	90	00:30
5	60	90	03:30
6	60	90	03:00
7	0	0	04:50
8	0	0	05:23
9	25	50	01:47
10	25	50	03:00

Test Curve:



Test Result:

Test Method	Actual	Successful	Failure rate
Power On/Off	1811/times	1811/times	0 %
Note: Failure rate need to be 0%.			

Temperature variation operation test

Test Date: 03-05 ~ 06-2015

Test Site: AAEON QE Dept.

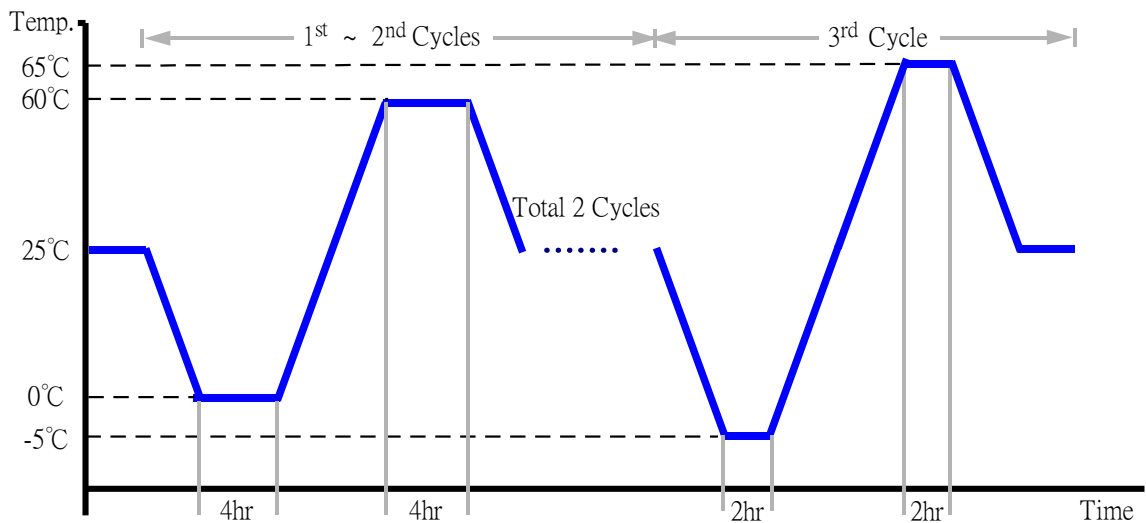
Test Standard: Refer to IEC 68-2-14 Testing procedures
Test N: Change of temperature Test

Test Equipment:

Programmable Temperature & Humidity Chamber (K.SON. INS. TECH. CORP.)
Model: THS-B6T-150+LN2
Date of Calibration: 06/05/14
Serial Number: 9095KT

Temperature & Humidity Cycle Test:

1. Test Low Temperature: 0°C (1~2 cycles)
-5°C (3rd cycle)
2. Test High Temperature: 60°C (1~2 cycles)
65°C (3rd cycle)
3. Test dwell time: 4Hrs (1~2 cycles)
2Hrs (3rd cycle)
4. Temperature slope: 2°C/min
5. Test cycle: 3 cycles
6. Test Environment Curve:



Test Result:

No issues were found during the temperature variation operation test.

Cold start and hot start test

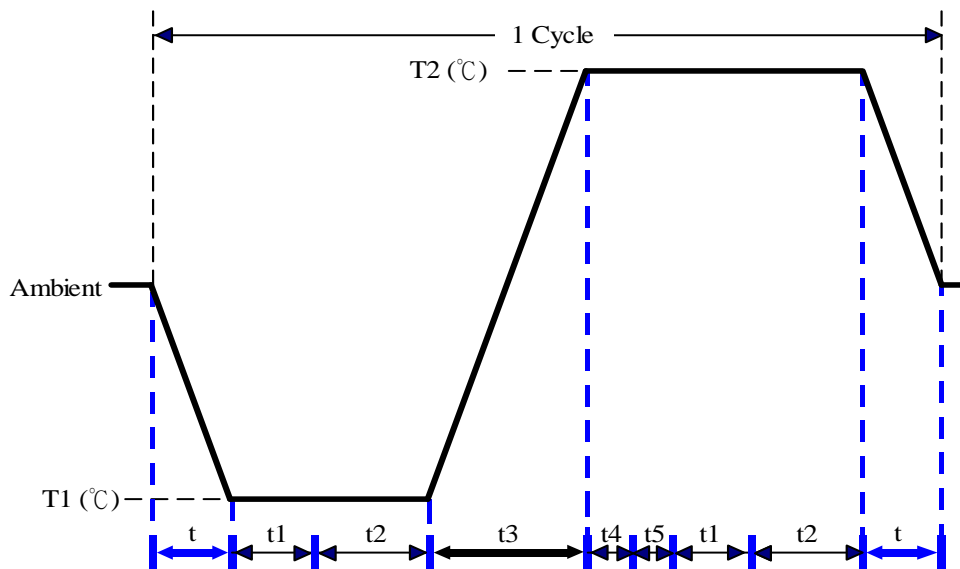
Test Date: 03-09~10 - 2015

Test Site: AAEON QE Dept.

Test Standard: Refer to IEC 68-2-14 Testing procedures
Test N: Change of temperature Test

Test Equipment:
Programmable Temperature & Humidity Chamber (K.SON. INS. TECH. CORP.)
Model: THS-B6T-150+LN2
Date of Calibration: 06/05/14
Serial Number: 9095KT

Test Condition:



Parameter	Description
T1	-5°C
T2	6.5°C
t1	1 h r s
t2	2 h r s
t4, t5	30 min
t, t3	2°C/min
n (Cycle)	1

t,t3 = temprature slope
t, t1: Power Off
t2: Power on/off test 10 times (on 2 min / off 5min)
t3,t4: Run PassMark Burn In Test
t5: Windows 7 Software restart test 2 times
Test Software:Windows 7

Test Result:

- a. No issues were found during the cold start test.
- b. No issues were found during the hot start test.