

ACD-518D

Ver.A1.0

Environment Test Report

Report NO:11P020029

Summary	<p><input checked="" type="checkbox"/> Pass</p> <p><input type="checkbox"/> Fail</p> <p>Note : There is/are ____ defect(s) not list in the report, please check it in the DTS Website.</p> <p><input type="checkbox"/> Pass with Deviation</p> <p>Comment: _____</p>
---------	---

Issue date

2011-08-12

Approval

Jansin Lee

Test Engineer

Matthew Chi

Test item list

1.	<i>Test item list</i> -----	2
2.	<i>Configuration of EUT</i> -----	3
2.	<i>Temperature rise test</i> -----	4
3.	<i>Temperature variation operation test</i> -----	6
4.	<i>High temperature storage test</i> -----	7
5.	<i>Low temperature storage test</i> -----	8
6.	<i>Humidity test</i> -----	9
7.	<i>Cold start and hot start test</i> -----	10

Testing Result

Num	Test item list	Result	Remark
1	Temperature rise test	Pass	
2	Temperature variation operation test	Pass	
3	High temperature storage test	Pass	
4	Low temperature storage test	Pass	
5	Humidity test	Pass	
6	Cold start and hot start test	Pass	

Configuration of EUT

Host :

Item	Device Information	
SYSTEM PC Model / Ver.	GES-5500F A1.0	
CPU Board	IMBI-QM57 A1.0	
BIOS / Version	GES-5500F Rev0.4(11/23/2010)	
CPU Type	Intel Core CPU i5-520M 2.40GHz	
Memory Type	DSL DDR3-1066 2GB(ELPIDA J1108BDSE-DJ-F)	
SATA HDD	Fujitsu MH72080BH G2 80GB	
USB DVD-ROM	MSI UO881-P	
LCD Monitor	ACD-518D	
Operating System	<input checked="" type="checkbox"/>	Windows 7 Professional English 32 Bit
DC Adapter	FSP084-DMAA1 100-240V	

Num	Item	Spec
1.	System:	ACD-518D
	1.A/D Board	S2523BVL Rev : DV
	2. Panel	AUO 18.5" G185XW01 (1366*768)
	3. Touch Board	MASTOUCH M/N : MT9C15603EV01
	4. Inverter Board	SAMPO M/N : YIVLAA0730D21
	5. Mini USB contact touch Board	PER-T219 Rev: A0.3
	6. USB Board	PER-T194 REV A0.2
2.	Adapter :	FSP060-DBAB1 AC-DC Power for ACD-518D

Temperature rise test

Test Date: 08-11~12-2011

Test Product: ACD-518D

Test Site: AAEON QE Dept.

Test Standard: Reference EN 61131-2(94), UL508 (94)

Temperature Measurement:

40 Channel Thermal Recorder:

YOKOGAWA Inc,

Model: DA100-13-1D

Date of Calibration: 11/08/2010

Serial Number: 12A323190

Test Condition:

Ambient temperature: 40°C


Continuous running till thermal stability (within less than 1°C)

Test Software:

Windows 7 / Run Video

Terminal Recorder:

Measuring Thermal Couple Position :



Temperature rise test

Thermal profile data:

ACD-518D

Point	Temp. Stage(°C)	Spec	40	25
Inverter Board				
01.IC1		85	70.5	55.5
02.PT1		85	72.1	57.1
S2555L-011 AD Board				
03.U1-1		85	70.1	55.1
04.U2		85	72.3	57.3
05.U4 - REALTEK RTD2120L A6M2002		85	63.7	48.7
06.U5 - AIC 1084-33GM		100	76.9	61.9
07.U6 - REALTEK RTD2555LH		85	67.8	52.8
Mini USB contact touch Board				
08.U4 – EETI S458XRUP		85	56.6	41.6
09.U2		85	60.2	45.2
10.Control Box Inside Air Temperature		N/A	56.6	41.6
11.Chamber Air Temperature		N/A	41.4	26.4
Any Tm value showed in red words which meaning the value over the Tc degree C of this device specification.				

Sample Configuration & Quantity Under Test:

Quantity: 1 (ACD-518D)

Test Result:

No problem was found during the temperature rise operation test.

Temperature variation operation test

Test Date: 08-08 ~ 10-2011

Test Site: AAEON QE Dept.

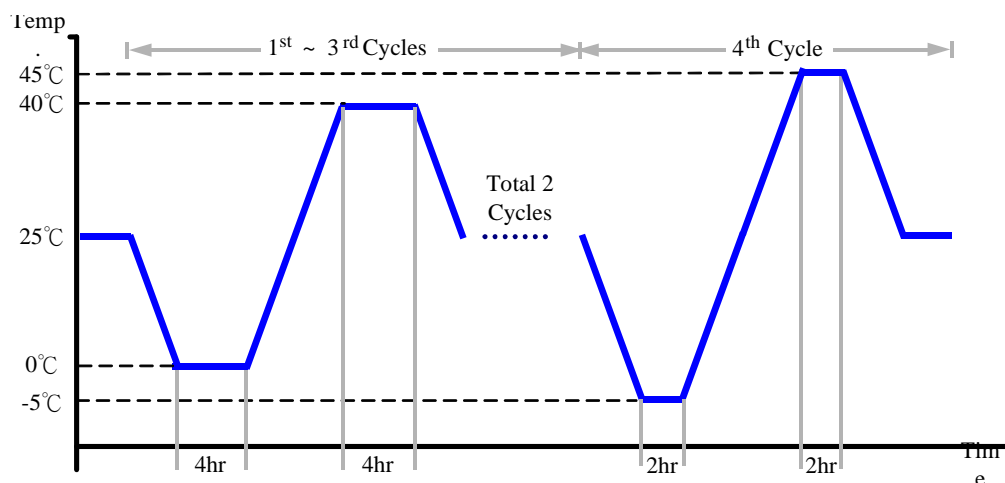
Test Standard: Reference IEC 68-2-14 Testing procedures
Test N: Change of temperature Test

Test Equipment:

Programmable Temperature & Humidity Chamber
K.SON. INS. TECH. CORP.
Model: THS-B6T-150+LN2
Date of Calibration: 03/17/11
Serial Number: 6487KT

Temperature & Humidity Cycle Test:

1. Test Low Temperature: 0°C (1~2 cycles)
-5°C (3rd cycle)
2. Test High Temperature: 40°C (1~2 cycles)
45°C (3rd cycle)
3. Test dwell time: 6Hrs (1~3 cycles)
4Hrs (4th cycle)
4. Temperature slope: 2°C/min
5. Test cycle: 4 cycles
6. Test Environment Curve:



Test Result:

No problem was found during the temperature variation operation test.

High temperature storage test

Test Date: 08-05~08-2011

Test Product: ACD-518D

Test Site: AAEON QE Dept.

Test Standard: Reference IEC 68-2-2 Testing procedures
Test Bb: Dry Heat Test (Non-operation)

Test Equipment:

Programmable Temperature & Humidity Chamber
K.SON. INS. TECH. CORP.

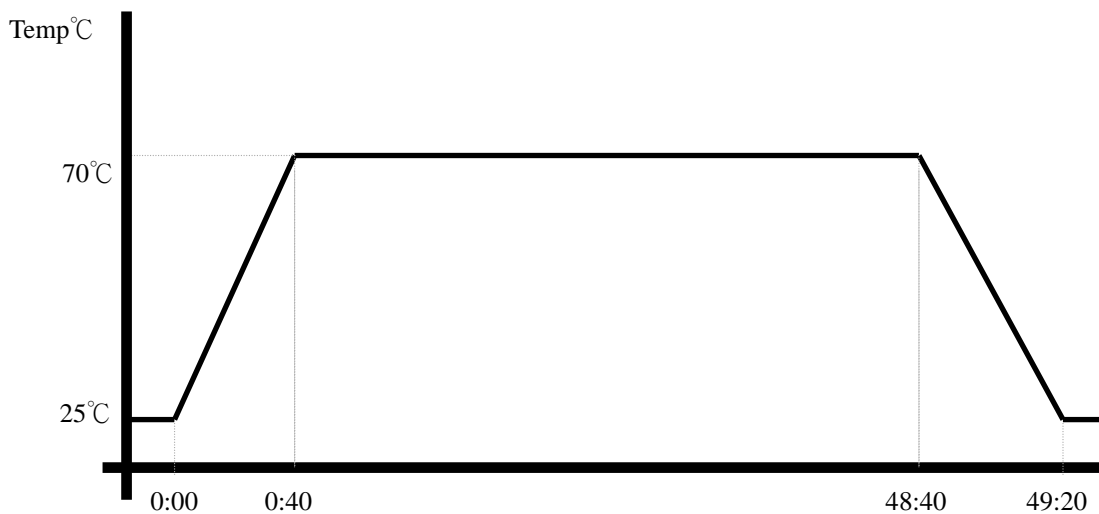
Model: THS-D4H+-100

Date of Calibration: 11/03/10

Serial Number: 2582

Testing Item:

1. Test Temperature: 70°C
2. Test Times: 48Hrs
3. Test Software: Windows 7 / Run Video
4. Test Environment Curve:



Sample Configuration & Quantity Under Test:

Quantity: 1 (ACD-518D)

Test Result:

No problem was found after the high temperature storage test.

Low temperature storage test

Test Date: 08-10 ~ 12-2011

Test Product: ACD-518D

Test Site: AAEON QE Dept.

Test Standard: Reference IEC 68-2-1 Testing procedures
Test Ab: Cold Test (Non-operation)

Test Equipment:

Programmable Temperature & Humidity Chamber
K.SON. INS. TECH. CORP.

Model: THS-D4H+-100

Date of Calibration: 11/03/10

Serial Number: 2582

Testing Item:

1. Test Temperature: -20°C
2. Test Times: 48Hrs
3. Test Software: Windows 7 / Run Video
4. Test Environment Curve:



Sample Configuration & Quantity Under Test:

Quantity: 1 (ACD-518D)

Test Result:

No problem was found after the low temperature storage test.

Humidity test

Test Date: 08-12~15-2011

Test Product: ACD-518D

Test Site: AAEON QE Dept.

Test Standard: Reference IEC 68-2-3 Testing procedures
Test Ca: Damp heat, steady state (Non-operation)

Test Equipment:

Programmable Temperature & Humidity Chamber
K.SON. INS. TECH. CORP.

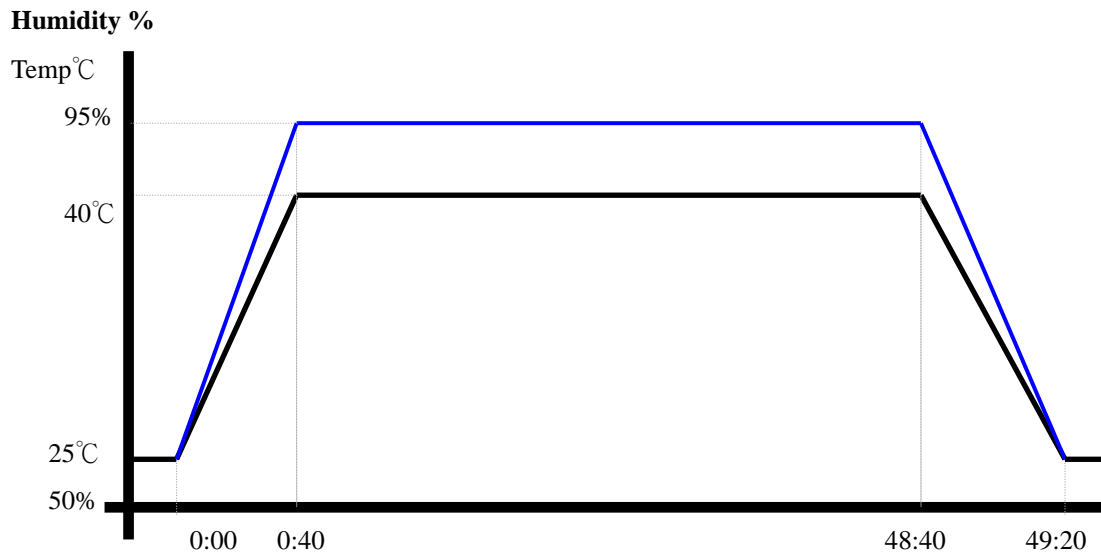
Model: THS-D4H+-100

Date of Calibration: 11/03/10

Serial Number: 2582

Testing Item:

1. Test Temperature: 40°C
2. Test Humidity: 95%RH
3. Test Times: 48Hrs
4. Test Software: Windows 7 / Run Video
5. Test Environment Curve:



Sample Configuration & Quantity Under Test:

Quantity: 1 (ACD-518D)

Test Result:

No problem was found after the humidity storage test.

Cold start and hot start test

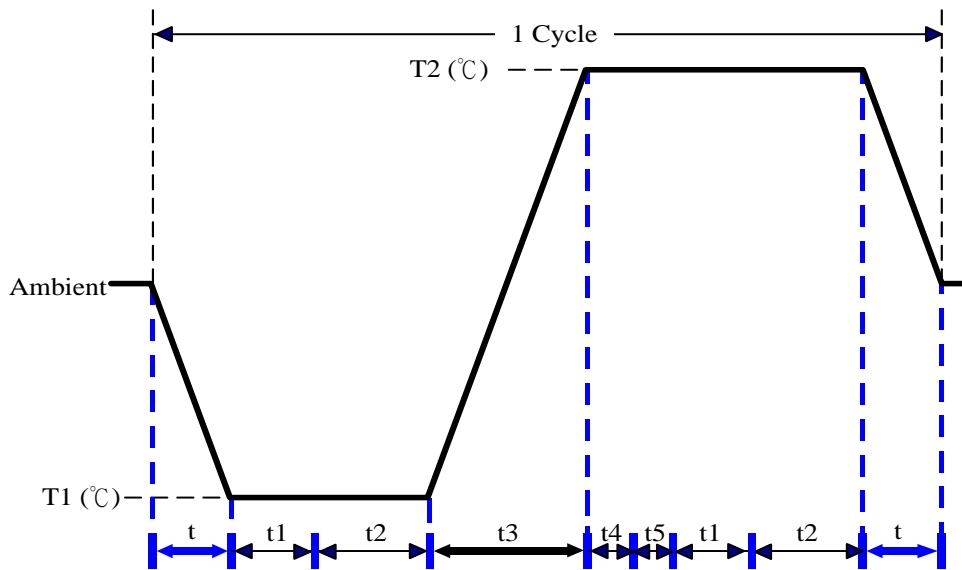
Test Date: 08-04 ~ 05-2011

Test Site: AAEON QE Dept.

Test Standard: Reference IEC 68-2-14 Testing procedures
Test N: Change of temperature Test

Test Equipment:
 Programmable Temperature & Humidity Chamber
 K.SON. INS. TECH. CORP.
 Model: THS-B6T-150+LN2
 Date of Calibration: 03/17/11
 Serial Number: 6487KT

Test Condition:



Parameters	Description
T1	-5°C
T2	45°C
t1	1 hrs
t2	2 hrs
t4, t5	30 min
t, t3	2°C/min
n (Cycle)	1

t,t3 = temprature slope
 t, t1: Power Off
 t2: Power on/off test 10 times (on 2 min / off 5min)
 t3,t4: Run PassMark Burn In Test
 t5: Win XP Software restart test 2 times
 Test Software:Windows 7

Test Result:

- a. No problem was found during the cold start test.
- b. No problem was found during the hot start test.