

NVR-B75-A10

Intel B75

Networking Video Recorder System

P5 Verification Test Report

Summary	<input checked="" type="checkbox"/> Pass <input type="checkbox"/> Fail <input type="checkbox"/> Pass with Deviation (Comment: _____)			
	Test Results Category			
	Critical	Major	Minor	Enhancement
Defect Found	0	0	0	0
Defect Unsolved	0	0	0	0

Issue date

2013/10/25

Approval

Tom Lin

Test Engineer

Max Chang

Version Released Records

Date	Version	Change History	Note
2010/04/21	P3-1001	1. Re-composing test Items	
2010/06/01	P2P3-1001	1. New Test Report	
2010/06/21	P2P3-1002	1. Add BIOS -> SPI ROM Setting (South Bridge - GPIO)	
2010/12/02	P2P2-1003	1. New Test Report	
2011/02/23	P2P3-1101	1. Re-composing test Items	
2011/03/04	P2P3-1102	1. Add Specification Validation	

Note :

For all test items in this report, 3 results have been defined and described as follow.

- Pass: Functionality work perfectly
- Fail: Functionality failed and must be resolved in the next version
- N/A: Functionality Not Applicable or Not Available

This test report would be updated when re-test completed in next version of the product.

Specification Validation

Main Specification

Item	Specification	Result			Note
		Pass	Fail	N/A	
Form Factor	Tower : Networking Video Recorder System	<input checked="" type="checkbox"/>	<input type="checkbox"/>	<input type="checkbox"/>	
Main Board	EMB-B75A (Mini ITX Motherboard)	<input checked="" type="checkbox"/>	<input type="checkbox"/>	<input type="checkbox"/>	
CPU	Intel® Core i5/i3 Series LGA1155 Processor	<input checked="" type="checkbox"/>	<input type="checkbox"/>	<input type="checkbox"/>	
System Memory	2 x DIMM, DDR3 1333/1066 Non-ECC,Un-buffered Memory, Max. 16GB	<input checked="" type="checkbox"/>	<input type="checkbox"/>	<input type="checkbox"/>	
Chipset	Intel® B75	<input checked="" type="checkbox"/>	<input type="checkbox"/>	<input type="checkbox"/>	
Ethernet	LAN1: Realtek 8111F,1 x Gigabit LAN Controller	<input checked="" type="checkbox"/>	<input type="checkbox"/>	<input type="checkbox"/>	
	LAN2: Realtek 8111F,1 x Gigabit LAN Controller	<input checked="" type="checkbox"/>	<input type="checkbox"/>	<input type="checkbox"/>	
BIOS	64 Mb Flash ROM , AMI BIOS	<input checked="" type="checkbox"/>	<input type="checkbox"/>	<input type="checkbox"/>	
I/O Chip	ITE 8728F	<input checked="" type="checkbox"/>	<input type="checkbox"/>	<input type="checkbox"/>	
Storage	6 x 3.5" HDD	<input checked="" type="checkbox"/>	<input type="checkbox"/>	<input type="checkbox"/>	
LED	Power x 1, HDD x 1	<input checked="" type="checkbox"/>	<input type="checkbox"/>	<input type="checkbox"/>	
Audio	3 x Audio jack(s)	<input checked="" type="checkbox"/>	<input type="checkbox"/>	<input type="checkbox"/>	
Serial Port	RS-232 x 1, RS-232/422/485 x 1	<input checked="" type="checkbox"/>	<input type="checkbox"/>	<input type="checkbox"/>	
Expansion	1 x PCIe 3.0 [x 16]	<input checked="" type="checkbox"/>	<input type="checkbox"/>	<input type="checkbox"/>	
Watchdog Timer	1~255 step by software programming	<input checked="" type="checkbox"/>	<input type="checkbox"/>	<input type="checkbox"/>	
Power Supply	400W ,SFX type, CCC certified	<input checked="" type="checkbox"/>	<input type="checkbox"/>	<input type="checkbox"/>	
External I/O					
KB & Mouse	KB/MS (on Rear I/O) x 1	<input checked="" type="checkbox"/>	<input type="checkbox"/>	<input type="checkbox"/>	
LED	Power x 1, HDD x 1	<input checked="" type="checkbox"/>	<input type="checkbox"/>	<input type="checkbox"/>	
Universal Serial Bus	USB 3.0 x 2 (on front panel) USB3.0 x 2 (on Rear I/O) USB2.0 x 2 (on Rear I/O)	<input checked="" type="checkbox"/>	<input type="checkbox"/>	<input type="checkbox"/>	
Audio	Mic-in x 1, Line-out x 1. Line-In x 1 (on Rear I/O)	<input checked="" type="checkbox"/>	<input type="checkbox"/>	<input type="checkbox"/>	
Ethernet	2 x RJ45 w/ LED (on rear I/O)	<input checked="" type="checkbox"/>	<input type="checkbox"/>	<input type="checkbox"/>	
Display	1 x VGA, 3 x HDMI ports (on rear I/O)	<input checked="" type="checkbox"/>	<input type="checkbox"/>	<input type="checkbox"/>	
Power Switch	1 x ATX Power Switch Power Button (Front Panel)	<input checked="" type="checkbox"/>	<input type="checkbox"/>	<input type="checkbox"/>	

O.S. Support

Item	Specification	Result			Note
		Pass	Fail	N/A	
Microsoft Windows	Windows 7(32 bit)	<input checked="" type="checkbox"/>	<input type="checkbox"/>	<input type="checkbox"/>	
	Windows 7(64 bit)	<input checked="" type="checkbox"/>	<input type="checkbox"/>	<input type="checkbox"/>	
	Windows XP(32 bit)	<input checked="" type="checkbox"/>	<input type="checkbox"/>	<input type="checkbox"/>	
	Windows XP(64 bit)	<input type="checkbox"/>	<input type="checkbox"/>	<input checked="" type="checkbox"/>	
	Windows 8 32/64bit	<input type="checkbox"/>	<input type="checkbox"/>	<input checked="" type="checkbox"/>	
Linux	Linux kernel 2.6.x or above	<input type="checkbox"/>	<input type="checkbox"/>	<input checked="" type="checkbox"/>	

Environmental Specifications

Item	Specification
Operating temperature	32~104°F (0~40°C)
Storage temperature	-4~140°F (-20~60°C)
Storage Humidity	10~80%, non-condensing
Power Compliance	N/A
Vibration	0.5G, 5~500Hz
Shock	15G with 11 m/sec
Drop	N/A
EMI	CE & FCC Class A,CCC Certified

Note: Please refer to Environment Test Report for detail information

Platform Information

Item	Device Information	Test Item
System	NVR-B75-A10	1,2,3,4,5,6,7,8,9,10
PCB Model / Version	EMB-B75A 1.02	1,2,3,4,5,6,7,8,9,10
BIOS / Version	R1.0 (NV75AM10)(09/26/2013)	1,2,3,4,5,6,7,8,9,10
CPU Type	Intel® Core™ i3-3220 Processor (3M Cache, up to 3.30 GHz)	1,2,3,4,5,6,7,8,9,10
Memory Type	DSL 1333 4GB CL9 ELPIDA J2108BDBG-DJ-F	1,2,3,4,5,6,7,8,9,10
SATA HDD	WDC D3200AAKX 3.5" 7200rpm 320GB SATAIII*6	1,2,3,4,5,6,7,8,9,10
SATA DVD-ROM	N/A	N/A
USB DVD-ROM	Pioneer 8X (DVR-XD11T)	1,2,3,4,5,6,7,8,9,10
LCD Monitor	View Sonic VT-2430-NT monitor	1,2,3,4,5,6,7,8,9,10
LVDS	N/A	N/A
Daughter Board	N/A	N/A
Expansion Board	N/A	N/A
Operating System	<input checked="" type="checkbox"/> Fedora 15 Kernel 2.6.38.6-26.fc15.i686	7-1
	<input checked="" type="checkbox"/> Windows 7 Ultimate 32/64Bit	7-2
	<input checked="" type="checkbox"/> Windows XP Professional English SP3 32 Bit	7-3
Power Supply	ATX Power Supply : ENP-7140SH2	1,2,3,4,5,6,7,8,9,10
	AT Power Supply: N/A	N/A
	DC Adapter : N/A	N/A
Battery Model	N/A	N/A
Chipset Information with Windows 7 Ultimate English Version 32Bit Driver Version		
Chipset Software	Intel® Chipset Device Software: 9.3.0.1021(07/04/2012)	
PCH Bridge	Intel® B75	
Super IO Chipset	ITE 8728F	
VGA Chipset	Intel® HD Graphics9.17.10.2817(07/20/2012)	
Audio Chipset	Realtek High Definition Audio 6.0.1.6662 (06/19/2012)	
	Intel Display Audio 6.14.0.3097 (06/19/2012)	
Ethernet Chipset	Realtek® 8111F Gigabit LAN x 2 , 7.61.612.2012(06/12/2012)	
TPM	TPM Package V3.7	

Summary Table of contents:

1. OSD Control Function Test.....	7
1.1. OSD Control Test	7
1.2. OSD - On Screen Display Test.....	7
1.3. OSD Light Test.....	7
1.4. Modular System Industrial Workstation Function Test.....	7
1.5. Mechanism construction check	8
2. Basic Function Test.....	9
2.1. Video Function Test	9
2.2. Audio Function Test	11
2.3. LAN Function Test.....	11
2.4. RAID Function Test.....	13
3. Integration Test.....	14
3.1. USB Port Integration Test.....	14
3.2. Digital I/O Port Test.....	14
3.3. COM Port Integration Test	14
3.4. RS-422 / RS-485 Test.....	14
3.5. LPT Port Test.....	15
3.6. Burn In Test	15
4. Application Test	16
4.1. PCI Slot Function (PCI Adapter Card) Test	[X] No Support
4.2. PCI-Express Function Test.....	16
4.3. Mini PCI Card Compatibility Test	[X] No Support
4.4. CardBus (PCMCIA) Compatibility Function Test	[X] No Support
4.5. ISA Slot Function Test	[X] No Support
4.6. Adapter Compatibility- Industry Control Card PC/104, PC/104+, PCI-104.....	17
4.7. SSD Modules Compatibility Test	[X] No Support.....
4.8. Peripheral Compatibility- Storage Device Test	[X] No Support
4.9. Riser Card Function Test	[X] No Support
5. Power Consumption Test	19
5.1. PC Health Status	19
6. Time Accuracy Test.....	20
6.1. System Clock & RTC Clock Test.....	20
6.2. Booting Timer Test	20
6.3. Watchdog Timer Test	20
7. O.S. Compatibility Test	21
7.1. English Fedora 15 Kernel 2.6.38.6-26.fc15.i686.....	21
7.2. Windows 7 Ultimate English Version 32/64Bit	22
7.3. Windows XP Professional English Version 32Bit.....	23
8. BIOS Function Test	24
8.1. Advanced Test	24
8.2. Chipset Test.....	24
8.3. Boot Test	25
8.4. CMOS Backup / Clear CMOS Test	25
8.5. AAEON Tag Check Utility.....	25
8.6. Supervisor / User Password Test	25
8.7. Hi-safe Test.....	25
9. Performance Test	26
9.1. Performance Test.....	26
9.2. Memory Test.....	27
10. Stress Test.....	28
10.1 System Stress Test.....	28
10.2 LAN Stress Test.....	28

1. OSD Control Function Test

1.1. OSD Control Test

OSD Control Function	Function			Note
	Pass	Fail	N/A	
Auto	<input type="checkbox"/>	<input type="checkbox"/>	<input checked="" type="checkbox"/>	
MENU	<input type="checkbox"/>	<input type="checkbox"/>	<input checked="" type="checkbox"/>	
UP	<input type="checkbox"/>	<input type="checkbox"/>	<input checked="" type="checkbox"/>	
DOWN	<input type="checkbox"/>	<input type="checkbox"/>	<input checked="" type="checkbox"/>	
POWER	<input type="checkbox"/>	<input type="checkbox"/>	<input checked="" type="checkbox"/>	
EXIT	<input type="checkbox"/>	<input type="checkbox"/>	<input checked="" type="checkbox"/>	

1.2. OSD - On Screen Display Test

OSD - On Screen Display	Function			Note
	Pass	Fail	N/A	
Input Source	<input type="checkbox"/>	<input type="checkbox"/>	<input checked="" type="checkbox"/>	
PIP Enable	<input type="checkbox"/>	<input type="checkbox"/>	<input checked="" type="checkbox"/>	
Auto Tune	<input type="checkbox"/>	<input type="checkbox"/>	<input checked="" type="checkbox"/>	
Backlight	<input type="checkbox"/>	<input type="checkbox"/>	<input checked="" type="checkbox"/>	
Brightness	<input type="checkbox"/>	<input type="checkbox"/>	<input checked="" type="checkbox"/>	
Contrast	<input type="checkbox"/>	<input type="checkbox"/>	<input checked="" type="checkbox"/>	
Color	<input type="checkbox"/>	<input type="checkbox"/>	<input checked="" type="checkbox"/>	
Quality	<input type="checkbox"/>	<input type="checkbox"/>	<input checked="" type="checkbox"/>	
Position	<input type="checkbox"/>	<input type="checkbox"/>	<input checked="" type="checkbox"/>	
Language	<input type="checkbox"/>	<input type="checkbox"/>	<input checked="" type="checkbox"/>	
Recall	<input type="checkbox"/>	<input type="checkbox"/>	<input checked="" type="checkbox"/>	
Save Exit	<input type="checkbox"/>	<input type="checkbox"/>	<input checked="" type="checkbox"/>	
Cancel Exit	<input type="checkbox"/>	<input type="checkbox"/>	<input checked="" type="checkbox"/>	

1.3. OSD Light Test

OSD Control Function	Function			Note
	Pass	Fail	N/A	
Power off	<input type="checkbox"/>	<input type="checkbox"/>	<input checked="" type="checkbox"/>	
Power on	<input type="checkbox"/>	<input type="checkbox"/>	<input checked="" type="checkbox"/>	
Stand by	<input type="checkbox"/>	<input type="checkbox"/>	<input checked="" type="checkbox"/>	

1.4. Modular System Industrial Workstation Function Test

Test Item	Result			Note
	Pass	Fail	N/A	
AC power outlet / inlet	<input checked="" type="checkbox"/>	<input type="checkbox"/>	<input type="checkbox"/>	
Power On / Off	<input checked="" type="checkbox"/>	<input type="checkbox"/>	<input type="checkbox"/>	
Power LED	<input checked="" type="checkbox"/>	<input type="checkbox"/>	<input type="checkbox"/>	
H.D.D LED	<input checked="" type="checkbox"/>	<input type="checkbox"/>	<input type="checkbox"/>	
Reset	<input type="checkbox"/>	<input type="checkbox"/>	<input checked="" type="checkbox"/>	
Floppy drive included	<input type="checkbox"/>	<input type="checkbox"/>	<input checked="" type="checkbox"/>	
Lockable front-panel door	<input type="checkbox"/>	<input type="checkbox"/>	<input checked="" type="checkbox"/>	
Finger mouse	<input type="checkbox"/>	<input type="checkbox"/>	<input checked="" type="checkbox"/>	
59 Data-entry&20/24 Function keys	<input type="checkbox"/>	<input type="checkbox"/>	<input checked="" type="checkbox"/>	

1.5. Mechanism construction check

Test Item	Result			Note
	Pass	Fail	N/A	
Case construction check	<input checked="" type="checkbox"/>	<input type="checkbox"/>	<input type="checkbox"/>	
Swappable HDD construction check	<input checked="" type="checkbox"/>	<input type="checkbox"/>	<input type="checkbox"/>	
CF Card construction check	<input type="checkbox"/>	<input type="checkbox"/>	<input checked="" type="checkbox"/>	
Component check	<input type="checkbox"/>	<input type="checkbox"/>	<input checked="" type="checkbox"/>	
Symbol check	<input type="checkbox"/>	<input type="checkbox"/>	<input checked="" type="checkbox"/>	

2. Basic Function Test

2.1. Video Function Test

2.1.1. Single Output Function Test

Hardware Information with Windows 7 Ultimate English SP1 32 Bit Driver Version												
CPU	Intel® Core™ i3-3200 Processor (3M Cache, up to 3.30 GHz)											
Memory	DSL 1333 4GB CL9 ELPIDA J2108BDBG-DJ-F											
HDD	WDC D3200AAKX 3.5" 7200rpm 320GB SATAIII											
VGA	LG E2260V-PN 21.5" monitor											
HDMI	View Sonic VT-2430-NT monitor											
TV	N/A											
Color Quality	<input checked="" type="checkbox"/> 16bit <input type="checkbox"/> 24bit <input checked="" type="checkbox"/> 32bit											
Resolution	VGA			HDMI 1			HDMI 2			HDMI 3		
	Pass	Fail	N/A	Pass	Fail	N/A	Pass	Fail	N/A	Pass	Fail	N/A
640X480	<input type="checkbox"/>	<input type="checkbox"/>	<input checked="" type="checkbox"/>	<input type="checkbox"/>	<input type="checkbox"/>	<input checked="" type="checkbox"/>	<input type="checkbox"/>	<input type="checkbox"/>	<input checked="" type="checkbox"/>	<input type="checkbox"/>	<input type="checkbox"/>	<input checked="" type="checkbox"/>
800X600	<input checked="" type="checkbox"/>	<input type="checkbox"/>	<input type="checkbox"/>	<input checked="" type="checkbox"/>	<input type="checkbox"/>	<input type="checkbox"/>	<input checked="" type="checkbox"/>	<input type="checkbox"/>	<input type="checkbox"/>	<input checked="" type="checkbox"/>	<input type="checkbox"/>	<input type="checkbox"/>
1024X768	<input checked="" type="checkbox"/>	<input type="checkbox"/>	<input type="checkbox"/>	<input checked="" type="checkbox"/>	<input type="checkbox"/>	<input type="checkbox"/>	<input checked="" type="checkbox"/>	<input type="checkbox"/>	<input type="checkbox"/>	<input checked="" type="checkbox"/>	<input type="checkbox"/>	<input type="checkbox"/>
1152X864	<input checked="" type="checkbox"/>	<input type="checkbox"/>	<input type="checkbox"/>	<input checked="" type="checkbox"/>	<input type="checkbox"/>	<input type="checkbox"/>	<input checked="" type="checkbox"/>	<input type="checkbox"/>	<input type="checkbox"/>	<input checked="" type="checkbox"/>	<input type="checkbox"/>	<input type="checkbox"/>
1280X600	<input checked="" type="checkbox"/>	<input type="checkbox"/>	<input type="checkbox"/>	<input checked="" type="checkbox"/>	<input type="checkbox"/>	<input type="checkbox"/>	<input checked="" type="checkbox"/>	<input type="checkbox"/>	<input type="checkbox"/>	<input checked="" type="checkbox"/>	<input type="checkbox"/>	<input type="checkbox"/>
1280X720	<input checked="" type="checkbox"/>	<input type="checkbox"/>	<input type="checkbox"/>	<input checked="" type="checkbox"/>	<input type="checkbox"/>	<input type="checkbox"/>	<input checked="" type="checkbox"/>	<input type="checkbox"/>	<input type="checkbox"/>	<input checked="" type="checkbox"/>	<input type="checkbox"/>	<input type="checkbox"/>
1280X768	<input checked="" type="checkbox"/>	<input type="checkbox"/>	<input type="checkbox"/>	<input checked="" type="checkbox"/>	<input type="checkbox"/>	<input type="checkbox"/>	<input checked="" type="checkbox"/>	<input type="checkbox"/>	<input type="checkbox"/>	<input checked="" type="checkbox"/>	<input type="checkbox"/>	<input type="checkbox"/>
1280X800	<input checked="" type="checkbox"/>	<input type="checkbox"/>	<input type="checkbox"/>	<input checked="" type="checkbox"/>	<input type="checkbox"/>	<input type="checkbox"/>	<input checked="" type="checkbox"/>	<input type="checkbox"/>	<input type="checkbox"/>	<input checked="" type="checkbox"/>	<input type="checkbox"/>	<input type="checkbox"/>
1280X960	<input checked="" type="checkbox"/>	<input type="checkbox"/>	<input type="checkbox"/>	<input checked="" type="checkbox"/>	<input type="checkbox"/>	<input type="checkbox"/>	<input checked="" type="checkbox"/>	<input type="checkbox"/>	<input type="checkbox"/>	<input checked="" type="checkbox"/>	<input type="checkbox"/>	<input type="checkbox"/>
1280X1024	<input checked="" type="checkbox"/>	<input type="checkbox"/>	<input type="checkbox"/>	<input checked="" type="checkbox"/>	<input type="checkbox"/>	<input type="checkbox"/>	<input checked="" type="checkbox"/>	<input type="checkbox"/>	<input type="checkbox"/>	<input checked="" type="checkbox"/>	<input type="checkbox"/>	<input type="checkbox"/>
1360X768	<input checked="" type="checkbox"/>	<input type="checkbox"/>	<input type="checkbox"/>	<input checked="" type="checkbox"/>	<input type="checkbox"/>	<input type="checkbox"/>	<input checked="" type="checkbox"/>	<input type="checkbox"/>	<input type="checkbox"/>	<input checked="" type="checkbox"/>	<input type="checkbox"/>	<input type="checkbox"/>
1366X768	<input checked="" type="checkbox"/>	<input type="checkbox"/>	<input type="checkbox"/>	<input checked="" type="checkbox"/>	<input type="checkbox"/>	<input type="checkbox"/>	<input checked="" type="checkbox"/>	<input type="checkbox"/>	<input type="checkbox"/>	<input checked="" type="checkbox"/>	<input type="checkbox"/>	<input type="checkbox"/>
1400X1050	<input checked="" type="checkbox"/>	<input type="checkbox"/>	<input type="checkbox"/>	<input checked="" type="checkbox"/>	<input type="checkbox"/>	<input type="checkbox"/>	<input checked="" type="checkbox"/>	<input type="checkbox"/>	<input type="checkbox"/>	<input checked="" type="checkbox"/>	<input type="checkbox"/>	<input type="checkbox"/>
1440X900	<input checked="" type="checkbox"/>	<input type="checkbox"/>	<input type="checkbox"/>	<input checked="" type="checkbox"/>	<input type="checkbox"/>	<input type="checkbox"/>	<input checked="" type="checkbox"/>	<input type="checkbox"/>	<input type="checkbox"/>	<input checked="" type="checkbox"/>	<input type="checkbox"/>	<input type="checkbox"/>
1600X900	<input checked="" type="checkbox"/>	<input type="checkbox"/>	<input type="checkbox"/>	<input checked="" type="checkbox"/>	<input type="checkbox"/>	<input type="checkbox"/>	<input checked="" type="checkbox"/>	<input type="checkbox"/>	<input type="checkbox"/>	<input checked="" type="checkbox"/>	<input type="checkbox"/>	<input type="checkbox"/>
1600X1200	<input type="checkbox"/>	<input type="checkbox"/>	<input checked="" type="checkbox"/>	<input type="checkbox"/>	<input type="checkbox"/>	<input checked="" type="checkbox"/>	<input type="checkbox"/>	<input type="checkbox"/>	<input checked="" type="checkbox"/>	<input type="checkbox"/>	<input type="checkbox"/>	<input checked="" type="checkbox"/>
1600X1050	<input type="checkbox"/>	<input type="checkbox"/>	<input checked="" type="checkbox"/>	<input type="checkbox"/>	<input type="checkbox"/>	<input checked="" type="checkbox"/>	<input type="checkbox"/>	<input type="checkbox"/>	<input checked="" type="checkbox"/>	<input type="checkbox"/>	<input type="checkbox"/>	<input checked="" type="checkbox"/>
1680X1050	<input checked="" type="checkbox"/>	<input type="checkbox"/>	<input type="checkbox"/>	<input checked="" type="checkbox"/>	<input type="checkbox"/>	<input type="checkbox"/>	<input checked="" type="checkbox"/>	<input type="checkbox"/>	<input type="checkbox"/>	<input checked="" type="checkbox"/>	<input type="checkbox"/>	<input type="checkbox"/>
1792X1344	<input type="checkbox"/>	<input type="checkbox"/>	<input checked="" type="checkbox"/>	<input type="checkbox"/>	<input type="checkbox"/>	<input checked="" type="checkbox"/>	<input type="checkbox"/>	<input type="checkbox"/>	<input checked="" type="checkbox"/>	<input type="checkbox"/>	<input type="checkbox"/>	<input checked="" type="checkbox"/>
1856X1392	<input type="checkbox"/>	<input type="checkbox"/>	<input checked="" type="checkbox"/>	<input type="checkbox"/>	<input type="checkbox"/>	<input checked="" type="checkbox"/>	<input type="checkbox"/>	<input type="checkbox"/>	<input checked="" type="checkbox"/>	<input type="checkbox"/>	<input type="checkbox"/>	<input checked="" type="checkbox"/>
1920X1080	<input checked="" type="checkbox"/>	<input type="checkbox"/>	<input type="checkbox"/>	<input checked="" type="checkbox"/>	<input type="checkbox"/>	<input type="checkbox"/>	<input checked="" type="checkbox"/>	<input type="checkbox"/>	<input type="checkbox"/>	<input checked="" type="checkbox"/>	<input type="checkbox"/>	<input type="checkbox"/>
1920X1200	<input type="checkbox"/>	<input type="checkbox"/>	<input checked="" type="checkbox"/>	<input type="checkbox"/>	<input type="checkbox"/>	<input checked="" type="checkbox"/>	<input type="checkbox"/>	<input type="checkbox"/>	<input checked="" type="checkbox"/>	<input type="checkbox"/>	<input type="checkbox"/>	<input checked="" type="checkbox"/>
1920X1440	<input type="checkbox"/>	<input type="checkbox"/>	<input checked="" type="checkbox"/>	<input type="checkbox"/>	<input type="checkbox"/>	<input checked="" type="checkbox"/>	<input type="checkbox"/>	<input type="checkbox"/>	<input checked="" type="checkbox"/>	<input type="checkbox"/>	<input type="checkbox"/>	<input checked="" type="checkbox"/>
2048X1536	<input type="checkbox"/>	<input type="checkbox"/>	<input checked="" type="checkbox"/>	<input type="checkbox"/>	<input type="checkbox"/>	<input checked="" type="checkbox"/>	<input type="checkbox"/>	<input type="checkbox"/>	<input checked="" type="checkbox"/>	<input type="checkbox"/>	<input type="checkbox"/>	<input checked="" type="checkbox"/>
Rotation(0 / 90 /180 /270)	<input checked="" type="checkbox"/>	<input type="checkbox"/>	<input type="checkbox"/>	<input checked="" type="checkbox"/>	<input type="checkbox"/>	<input type="checkbox"/>	<input checked="" type="checkbox"/>	<input type="checkbox"/>	<input type="checkbox"/>	<input checked="" type="checkbox"/>	<input type="checkbox"/>	<input type="checkbox"/>
Note												

Note: Pay attention to Full Screen under POST screen and Text Mode.

2.1.2. Dual Output Function Test

Selection	Output	Result			Note
		Pass	Fail	N/A	
Dual Display Clone	VGA + HDMI 1	<input checked="" type="checkbox"/>	<input type="checkbox"/>	<input type="checkbox"/>	
Dual Display Twin		<input type="checkbox"/>	<input type="checkbox"/>	<input checked="" type="checkbox"/>	
Extended Desktop		<input checked="" type="checkbox"/>	<input type="checkbox"/>	<input type="checkbox"/>	
Dual Display Clone	VGA + HDMI 2	<input checked="" type="checkbox"/>	<input type="checkbox"/>	<input type="checkbox"/>	
Dual Display Twin		<input type="checkbox"/>	<input type="checkbox"/>	<input checked="" type="checkbox"/>	
Extended Desktop		<input checked="" type="checkbox"/>	<input type="checkbox"/>	<input type="checkbox"/>	
Dual Display Clone	VGA + HDMI 3	<input checked="" type="checkbox"/>	<input type="checkbox"/>	<input type="checkbox"/>	
Dual Display Twin		<input type="checkbox"/>	<input type="checkbox"/>	<input checked="" type="checkbox"/>	
Extended Desktop		<input checked="" type="checkbox"/>	<input type="checkbox"/>	<input type="checkbox"/>	
Dual Display Clone	HDMI 1 + HDMI 2	<input checked="" type="checkbox"/>	<input type="checkbox"/>	<input type="checkbox"/>	
Dual Display Twin		<input type="checkbox"/>	<input type="checkbox"/>	<input checked="" type="checkbox"/>	
Extended Desktop		<input checked="" type="checkbox"/>	<input type="checkbox"/>	<input type="checkbox"/>	
Dual Display Clone	HDMI 1 + HDMI 3	<input checked="" type="checkbox"/>	<input type="checkbox"/>	<input type="checkbox"/>	
Dual Display Twin		<input type="checkbox"/>	<input type="checkbox"/>	<input checked="" type="checkbox"/>	
Extended Desktop		<input checked="" type="checkbox"/>	<input type="checkbox"/>	<input type="checkbox"/>	
Dual Display Clone	HDMI 2 + HDMI 3	<input checked="" type="checkbox"/>	<input type="checkbox"/>	<input type="checkbox"/>	
Dual Display Twin		<input type="checkbox"/>	<input type="checkbox"/>	<input checked="" type="checkbox"/>	
Extended Desktop		<input checked="" type="checkbox"/>	<input type="checkbox"/>	<input type="checkbox"/>	
Dual Display Clone	HDMI 1 + HDMI 2 + HDMI 3	<input checked="" type="checkbox"/>	<input type="checkbox"/>	<input type="checkbox"/>	
Dual Display Twin		<input type="checkbox"/>	<input type="checkbox"/>	<input checked="" type="checkbox"/>	
Extended Desktop		<input checked="" type="checkbox"/>	<input type="checkbox"/>	<input type="checkbox"/>	
Dual Display Clone	VGA + HDMI 2 + HDMI 3	<input checked="" type="checkbox"/>	<input type="checkbox"/>	<input type="checkbox"/>	System can't support VGA+HDMI1+HDMI2 or VGA+HDMI1+HDMI3
Dual Display Twin		<input type="checkbox"/>	<input type="checkbox"/>	<input checked="" type="checkbox"/>	
Extended Desktop		<input checked="" type="checkbox"/>	<input type="checkbox"/>	<input type="checkbox"/>	

2.1.3. Video Resolution Test

Test points:

1. Power on without inserting any VGA connector until system reaches Windows desktop
2. Plug VGA connector into test machine while the system is booting to Windows then check VGA driver and display
3. Check brightness level and screen behavior of the monitor connected VGA output. The phenomena, normal "Ghost Image" or "Flicker" should be watched carefully.

	Result			Note
	Pass	Fail	N/A	
In Windows Desktop	<input checked="" type="checkbox"/>	<input type="checkbox"/>	<input type="checkbox"/>	







2.2. Audio Function Test

[] No Support

Function Test	Result			Note	
	Pass	Fail	N/A		
L (Left) Channel	<input checked="" type="checkbox"/>	<input type="checkbox"/>	<input type="checkbox"/>		
R (Right) Channel	<input checked="" type="checkbox"/>	<input type="checkbox"/>	<input type="checkbox"/>		
Line In	<input checked="" type="checkbox"/>	<input type="checkbox"/>	<input type="checkbox"/>		
Line in recorder	<input checked="" type="checkbox"/>	<input type="checkbox"/>	<input type="checkbox"/>		
Microphone	<input checked="" type="checkbox"/>	<input type="checkbox"/>	<input type="checkbox"/>		
Microphone recorder	<input checked="" type="checkbox"/>	<input type="checkbox"/>	<input type="checkbox"/>		
6-channel mode for 5.1 speaker output	<input type="checkbox"/>	<input type="checkbox"/>	<input checked="" type="checkbox"/>		
8-channel mode for 7.1 speaker output	<input type="checkbox"/>	<input type="checkbox"/>	<input checked="" type="checkbox"/>		
S/P DIF function Test	Input	<input type="checkbox"/>	<input type="checkbox"/>	<input checked="" type="checkbox"/>	
	Output	<input type="checkbox"/>	<input type="checkbox"/>	<input checked="" type="checkbox"/>	
Display port Line out	<input checked="" type="checkbox"/>	<input type="checkbox"/>	<input type="checkbox"/>	HDMI 1 , HDMI 2 , HDMI 3	

2.3. LAN Function Test

[] No Support

Connect two computers via different speed LAN HUB by using "Ping" instruction (1000 times)										
1000MBps LAN HUB	D-Link DGS-1008D									
100MBps LAN HUB	HP J4095A 24 Ports									
10MBps LAN HUB	SVEC FD916H									
OnBoard LAN1	Realtek PCIe GBE Family						MAC Address	30-85-A9-A3-82-6B		
OnBoard LAN2	Realtek PCIe GBE Family						MAC Address	50-46-5D-54-59-5D		
LAN Speed	Link / Speed LED	Active LED	LAN 1			LAN 2			Note	
			Pass	Fail	N/A	Pass	Fail	N/A		
1000MBps			<input checked="" type="checkbox"/>	<input type="checkbox"/>	<input type="checkbox"/>	<input checked="" type="checkbox"/>	<input type="checkbox"/>	<input type="checkbox"/>		
100MBps			<input checked="" type="checkbox"/>	<input type="checkbox"/>	<input type="checkbox"/>	<input checked="" type="checkbox"/>	<input type="checkbox"/>	<input type="checkbox"/>		
10MBps			<input checked="" type="checkbox"/>	<input type="checkbox"/>	<input type="checkbox"/>	<input checked="" type="checkbox"/>	<input type="checkbox"/>	<input type="checkbox"/>		
Wake On LAN			<input checked="" type="checkbox"/>	<input type="checkbox"/>	<input type="checkbox"/>	<input checked="" type="checkbox"/>	<input type="checkbox"/>	<input type="checkbox"/>	S1/S3/S4/S5/Dos off	
Boot ROM to Novell 4.11 [RPL]			<input type="checkbox"/>	<input type="checkbox"/>	<input checked="" type="checkbox"/>	<input type="checkbox"/>	<input type="checkbox"/>	<input checked="" type="checkbox"/>		
LAN Boot (PXE)			<input checked="" type="checkbox"/>	<input type="checkbox"/>	<input type="checkbox"/>	<input checked="" type="checkbox"/>	<input type="checkbox"/>	<input type="checkbox"/>		
Internet Browser (DHCP Server)			<input checked="" type="checkbox"/>	<input type="checkbox"/>	<input type="checkbox"/>	<input checked="" type="checkbox"/>	<input type="checkbox"/>	<input type="checkbox"/>		

2.3.2. Throughput Test

DUT Platform Information:

<input type="checkbox"/>	Fedora Core 13
<input type="checkbox"/>	Cent 5.5
<input checked="" type="checkbox"/>	Ubuntu 12.04 3.5.0-17- generic
<input type="checkbox"/>	Red Hat

Note : Connection-Level Performance (Interaction Constants Duration Time Set to 60 Sec.)

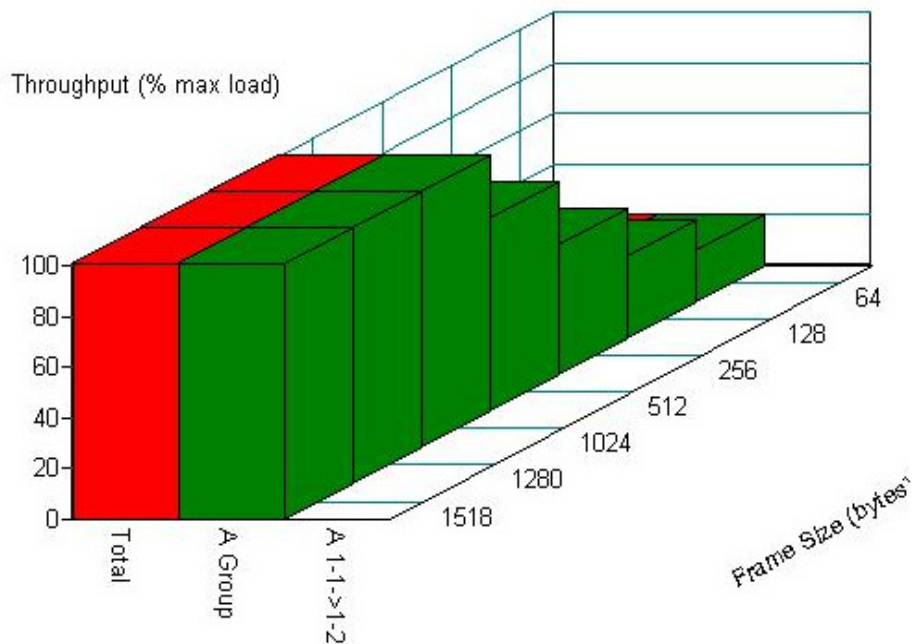
Graphics Media	Ubuntu Default setting
LAN	LAN1→ Realtek RTL8111F Gigabit Ethernet: 8.032.00-NAPI
	LAN2→ Realtek RTL8111F Gigabit Ethernet: 8.032.00-NAPI
Audio Driver	Ubuntu Default setting

SMB Platform Information:

Chassis	SPIRENT Smartbits 600B
Chassis Version	2.80.003 (Cur) 2.50.000
Chassis Serial #	06014047
Library	6.00-29
API	5.50.42.01
File	0550042
Module	2 * LAN-3324A SmartMetrics XD 4-Port 10/100/1000Base-T Gigabit Ethernet
Test Software	SmartFlow5.50.42.1

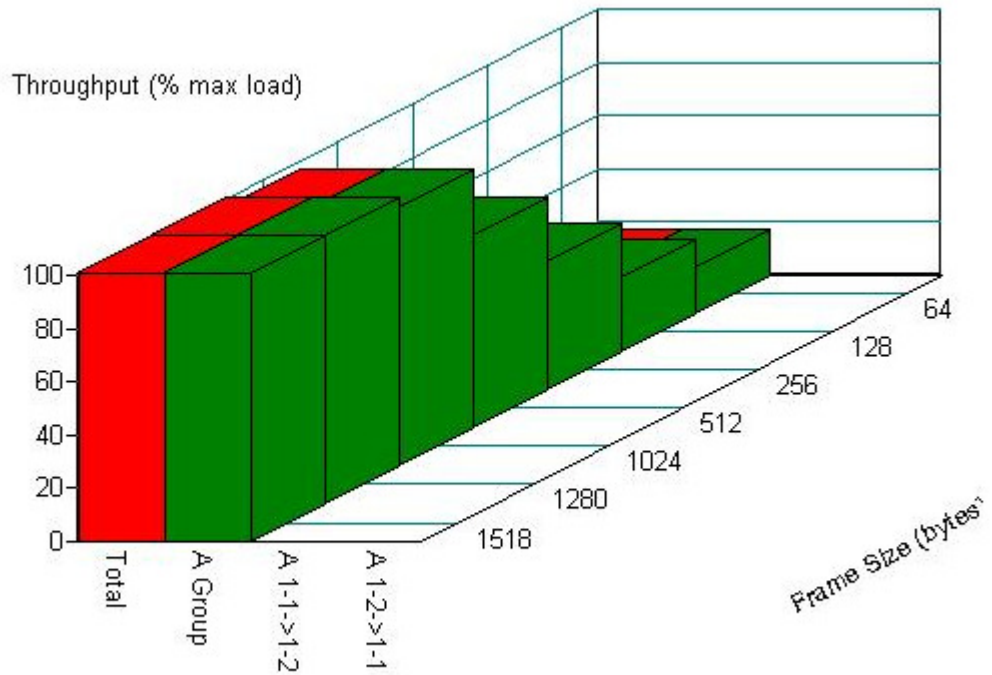
Test Result:

- Half Direction (LAN1: Realtek PCIe GBE Family 10/100/1G → LAN2: Realtek PCIe GBE Family 10/100/1G)



<u>Name/Framesize</u>	<u>64</u>	<u>128</u>	<u>256</u>	<u>512</u>	<u>1024</u>	<u>1280</u>	<u>1518</u>
Total	19.5625	31.9375	50.5	75.25	100	100	100
A Group	19.5625	31.9375	50.5	75.25	100	100	100
A 1-1->1-2	N/A	N/A	N/A	N/A	N/A	N/A	N/A
A 1-2->1-1	N/A	N/A	N/A	N/A	N/A	N/A	N/A

2. Binary Direction (LAN1: Realtek PCIe GBE Family 10/100/1G ↔ LAN2: Realtek PCIe GBE Family 10/100/1G)



<u>Name/Frame size</u>	<u>64</u>	<u>128</u>	<u>256</u>	<u>512</u>	<u>1024</u>	<u>1280</u>	<u>1518</u>
Total	17.24219	27.29688	47.40625	72.15625	96.90625	100	100
A Group	17.24219	27.29688	47.40625	72.15625	96.90625	100	100
A 1-1->1-2	N/A	N/A	N/A	N/A	N/A	N/A	N/A
A 1-2->1-1	N/A	N/A	N/A	N/A	N/A	N/A	N/A

2.4. RAID Function Test

[X] No Support

Function Test		Result			Note
		Pass	Fail	N/A	
RAID0	WDC WD3200AAKX 3.5" 7200rpm 320GB SATAIII	<input type="checkbox"/>	<input type="checkbox"/>	<input checked="" type="checkbox"/>	Test under Windows7_32
	WDC WD3200AAKX 3.5" 7200rpm 320GB SATAIII	<input type="checkbox"/>	<input type="checkbox"/>	<input checked="" type="checkbox"/>	
	WDC WD3200AAKX 3.5" 7200rpm 320GB SATAIII	<input type="checkbox"/>	<input type="checkbox"/>	<input checked="" type="checkbox"/>	
	WDC WD3200AAKX 3.5" 7200rpm 320GB SATAIII	<input type="checkbox"/>	<input type="checkbox"/>	<input checked="" type="checkbox"/>	
RAID1	WDC WD3200AAKX 3.5" 7200rpm 320GB SATAIII	<input type="checkbox"/>	<input type="checkbox"/>	<input checked="" type="checkbox"/>	Test under Windows7_32
	WDC WD3200AAKX 3.5" 7200rpm 320GB SATAIII	<input type="checkbox"/>	<input type="checkbox"/>	<input checked="" type="checkbox"/>	
	WDC WD3200AAKX 3.5" 7200rpm 320GB SATAIII	<input type="checkbox"/>	<input type="checkbox"/>	<input checked="" type="checkbox"/>	
	WDC WD3200AAKX 3.5" 7200rpm 320GB SATAIII	<input type="checkbox"/>	<input type="checkbox"/>	<input checked="" type="checkbox"/>	

3. Integration Test

Hardware Information with Windows 7 Ultimate English SP1 32 Bit Driver Version	
CPU	Intel® Core™ i3-3200 Processor (3M Cache, up to 3.30 GHz)
Memory	DSL 1333 4GB CL9 ELPIDA J2108BDBG-DJ-F
HDD	WDC D3200AAKX 3.5" 7200rpm 320GB SATAIII

3.1. USB Port Integration Test

Item	USB Port	Boot			Function(Win 7)			Note
		Pass	Fail	N/A	Pass	Fail	N/A	
USB HDD		<input checked="" type="checkbox"/>	<input type="checkbox"/>	<input type="checkbox"/>	<input checked="" type="checkbox"/>	<input type="checkbox"/>	<input type="checkbox"/>	
USB FDD Mitsumi D353GUE		<input checked="" type="checkbox"/>	<input type="checkbox"/>	<input type="checkbox"/>	<input checked="" type="checkbox"/>	<input type="checkbox"/>	<input type="checkbox"/>	
Asus SDRW-08D2S-U USB2.0 DVD-R/W 8X		<input checked="" type="checkbox"/>	<input type="checkbox"/>	<input type="checkbox"/>	<input checked="" type="checkbox"/>	<input type="checkbox"/>	<input type="checkbox"/>	
USB Hub Test (Connect USB Device) HUB Port1: USB Keyboard / HUB Port2: USB Mouse / HUB Port3: USB HDD								
USB 2.0 HUB PowerSync / USB 2.0 4 Port HU-155					<input checked="" type="checkbox"/>	<input type="checkbox"/>	<input type="checkbox"/>	

3.2. Digital I/O Port Test

DIO Address (___)	Result			Note
	Pass	Fail	N/A	
DIO VCC +5V	<input type="checkbox"/>	<input type="checkbox"/>	<input checked="" type="checkbox"/>	Use tool GQM77DIO.exe

3.3. COM Port Integration Test

Test Item	Result			Note	
	Pass	Fail	N/A		
Serial Modem Dial Out	<input type="checkbox"/>	<input type="checkbox"/>	<input checked="" type="checkbox"/>		
Serial Modem	Ring In	<input type="checkbox"/>	<input type="checkbox"/>	<input checked="" type="checkbox"/>	Tested with Modem BIOS Erp need Disable
	+12V	<input type="checkbox"/>	<input type="checkbox"/>	<input checked="" type="checkbox"/>	Test with Multimeter
	+5V	<input type="checkbox"/>	<input type="checkbox"/>	<input checked="" type="checkbox"/>	Test with Multimeter

3.4. RS-422 / RS-485 Test

Test Item	Result			Note
	Pass	Fail	N/A	
RS-422 for COM2	<input type="checkbox"/>	<input type="checkbox"/>	<input checked="" type="checkbox"/>	Use loopback and WINSSD.exe to test RS-422 port in Windows
	<input type="checkbox"/>	<input type="checkbox"/>	<input checked="" type="checkbox"/>	The communication between the RS-485 ports of two boards is linked with one 1200M cable on Windows Terminal
RS-485 for COM2	<input type="checkbox"/>	<input type="checkbox"/>	<input checked="" type="checkbox"/>	Use ICP CON I-7044D D/IO Module in Windows(Support Auto flow control)
	<input type="checkbox"/>	<input type="checkbox"/>	<input checked="" type="checkbox"/>	The communication between the RS-485 ports of two boards is linked with one 1200M cable on Windows Terminal

3.5. LPT Port Test

Test Item	Result			Note
	Pass	Fail	N/A	
XEROX Phaser 3124 Laser Printer	<input type="checkbox"/>	<input type="checkbox"/>	<input checked="" type="checkbox"/>	

3.6. Burn In Test

Under Room Temperature: 26 °C

Test Item	Result			Note
	Pass	Fail	N/A	
Burn In Test V7.1 Pro	<input checked="" type="checkbox"/>	<input type="checkbox"/>	<input type="checkbox"/>	Windows 7 Ultimate SP1 English Version 32Bit

Note: COM PORT Speed Set to 9600.

4. Application Test

4.1. PCI Slot Function (PCI Adapter Card) Test

[X] No Support

Adapter VGA Card	Set Simultaneous Display and Reboot			Note
	Pass	Fail	N/A	
CHAINTECH NVIDIA GeForce4 MX440-8X	<input type="checkbox"/>	<input type="checkbox"/>	<input checked="" type="checkbox"/>	
Adapter Sound Card	Play Sound			Note
	Pass	Fail	N/A	
Creative Sound BLASTER Live5.1	<input type="checkbox"/>	<input type="checkbox"/>	<input checked="" type="checkbox"/>	
Adapter SCSI Card	Copy files to SCSI HDD			Note
	Pass	Fail	N/A	
ADAPTEC Ultra160 SCSI ASC-29160	<input type="checkbox"/>	<input type="checkbox"/>	<input checked="" type="checkbox"/>	
Adapter Image Capture Card	Connect to CCD			Note
	Pass	Fail	N/A	
I-VIEW CP-1400AS (with Age STD-477FAI CCD)	<input type="checkbox"/>	<input type="checkbox"/>	<input checked="" type="checkbox"/>	
Adapter LAN Card	Connect to Internet			Note
	Pass	Fail	N/A	
Intel GD82559 10/100 Mbps Fast Ethernet Adapter	<input type="checkbox"/>	<input type="checkbox"/>	<input checked="" type="checkbox"/>	00-04-ac-8b-59-9e
INTEL PWLA8391GTBLK Pro/1000 Giga LAN Card	<input type="checkbox"/>	<input type="checkbox"/>	<input checked="" type="checkbox"/>	
Adapter RAID Card	RAID 0 , 1 , 10 Function Test			Note
	Pass	Fail	N/A	
ADAPTEC 1420SA RoHS 4-Port SATA II RAID	<input type="checkbox"/>	<input type="checkbox"/>	<input checked="" type="checkbox"/>	
Adapter USB Card	Connect to USB device			Note
	Pass	Fail	N/A	
Intel GD82559 10/100 Mbps Fast Ethernet Adapter	<input type="checkbox"/>	<input type="checkbox"/>	<input checked="" type="checkbox"/>	

4.2. PCI-Express Function Test

PCI-Express x1	Function Test			Note
	Pass	Fail	N/A	
Intel GIGABIT CT DESKTOP ADAPTER PCI-Express X1	<input type="checkbox"/>	<input type="checkbox"/>	<input checked="" type="checkbox"/>	NW-2010001
Silicon PES240A SATA II 4 PORT CARD PCI-Express X1	<input checked="" type="checkbox"/>	<input type="checkbox"/>	<input type="checkbox"/>	
PCI-Express x4	Function Test			Note
	Pass	Fail	N/A	
Intel @Gigabit ET2 Quad Port Svr Adptr	<input type="checkbox"/>	<input type="checkbox"/>	<input checked="" type="checkbox"/>	90-e2-ba-33-2f-da 90-e2-ba-33-2f-db 90-e2-ba-33-2f-dc 90-e2-ba-33-2f-dd
PCI-Express x16	Function Test			Note
	Pass	Fail	N/A	
ASUS GT620-1GD3-L-V2	<input type="checkbox"/>	<input type="checkbox"/>	<input checked="" type="checkbox"/>	
Express card	Function Test			Note
	Pass	Fail	N/A	
SUNIX SATA II Express card	<input type="checkbox"/>	<input type="checkbox"/>	<input checked="" type="checkbox"/>	
SunBox 34mm Giga LAN Express Card	<input type="checkbox"/>	<input type="checkbox"/>	<input checked="" type="checkbox"/>	
Mini PCI Express Card	Function Test			Note
	Pass	Fail	N/A	

AZUREWAVE WF-NB041H Mini PCIe b/g/n WiFi w/ Bluetooth Card(half card)	<input type="checkbox"/>	<input type="checkbox"/>	<input checked="" type="checkbox"/>	
Mini PCIe SATA 2 Module(SATA Sil3132)	<input type="checkbox"/>	<input type="checkbox"/>	<input checked="" type="checkbox"/>	
Sierra Wireless HSPA MC8790 Network Adapter (3G)	<input type="checkbox"/>	<input type="checkbox"/>	<input checked="" type="checkbox"/>	
Aether COM-ME232s2 serial port (PCI-E interface)	<input type="checkbox"/>	<input type="checkbox"/>	<input checked="" type="checkbox"/>	

4.3. Mini PCI Card Compatibility Test

[X] No Support

Device Item	Function Test			Note
	Pass	Fail	N/A	
Mini PCI.10/100 Base-Tx LAN (W/Intel.82551QM .A1.0) (Model:PER-C10L)	<input type="checkbox"/>	<input type="checkbox"/>	<input checked="" type="checkbox"/>	
GM-101 WLAN 11b/g 54Mbps Mini PCI Card (Model: VNT6655AM)	<input type="checkbox"/>	<input type="checkbox"/>	<input checked="" type="checkbox"/>	
ADLINK mPCI-8750 ATI Rage XL Mini PCI VGA Card	<input type="checkbox"/>	<input type="checkbox"/>	<input checked="" type="checkbox"/>	

4.4. CardBus (PCMCIA) Compatibility Function Test

[X] No Support

Device Item	Bit	Function Test			Note
		Pass	Fail	N/A	
Intel PRO/Wireless 2011B LAN PC Card (WPC2011BWW)	Slot 1 (Up)	<input type="checkbox"/>	<input type="checkbox"/>	<input type="checkbox"/>	[PC-200200]
	Slot 2 (Down)	<input type="checkbox"/>	<input type="checkbox"/>	<input type="checkbox"/>	
Kingston datapack DP-PCM2 / 2GB (PC Card TypeII HDD)	Slot 1 (Up)	<input type="checkbox"/>	<input type="checkbox"/>	<input type="checkbox"/>	[PC-200201]
	Slot 2 (Down)	<input type="checkbox"/>	<input type="checkbox"/>	<input type="checkbox"/>	
PCI GW-NS54SG Cardbus Adapter Wireless LAN Type-II	Slot 1 (Up)	<input type="checkbox"/>	<input type="checkbox"/>	<input type="checkbox"/>	[PC-200502]
	Slot 2 (Down)	<input type="checkbox"/>	<input type="checkbox"/>	<input type="checkbox"/>	
PCI GW-NS54SG Cardbus Adapter Wireless LAN Type-II	Slot 2 (Down)	<input type="checkbox"/>	<input type="checkbox"/>	<input type="checkbox"/>	[PC-200502]

4.5. ISA Slot Function Test

[X] No Support

Test Item	Result	Result			Note
		Pass	Fail	N/A	
SCSI Card Adaptec AHA-1520B SCSI Card	<input type="checkbox"/>	<input type="checkbox"/>	<input type="checkbox"/>	[SS-002]	
LAN Card NE2000 Compatible LAN Card (RTL8019AS)	<input type="checkbox"/>	<input type="checkbox"/>	<input type="checkbox"/>	[NW-014]	
VGA Card CIRRUS LOGIC 5429 FCC ID:ICUVGA-GWV27A	<input type="checkbox"/>	<input type="checkbox"/>	<input type="checkbox"/>	[VC-008]	

4.6. Adapter Compatibility- Industry Control Card PC/104, PC/104+, PCI-104

[X] No Support

4.6.1. Device List: PC/104 Module

Test Item	Result			Notes
	Pass	Fail	N/A	
AAEON PCM-3660	<input type="checkbox"/>	<input type="checkbox"/>	<input checked="" type="checkbox"/>	

4.6.2. Device List: PC/104+ Module

Test Item	Result			Notes
	Pass	Fail	N/A	
AAEON PCM-FA00	<input type="checkbox"/>	<input type="checkbox"/>	<input checked="" type="checkbox"/>	With MINI PCI Card(RT2561ST)

4.6.3. Device List: PCI-104 Module

Test Item	Result			Notes
	Pass	Fail	N/A	
AAEON PCM-3794	<input type="checkbox"/>	<input type="checkbox"/>	<input checked="" type="checkbox"/>	PI-200702

4.6.4. Device List: PCI/104 Express Module

Test Item	Result			Notes
	Pass	Fail	N/A	
AAEON PER-123	<input type="checkbox"/>	<input type="checkbox"/>	<input checked="" type="checkbox"/>	

4.7. SSD Modules Compatibility Test

[X] No Support

SSD HDD Compatibility Test:

Cable Type: IDE SATA2 MLC SLC

Test Item	Result			Notes
	Pass	Fail	N/A	
Transcend SSD 16G - TS16GSSD25S	<input type="checkbox"/>	<input type="checkbox"/>	<input checked="" type="checkbox"/>	

4.8. Peripheral Compatibility- Storage Device Test

[X] No Support

4.8.1. Disk on Chip (DOC) Test

Test Item		Result			Notes
		Pass	Fail	N/A	
DOC 2000 Model	16MB	<input type="checkbox"/>	<input type="checkbox"/>	<input type="checkbox"/>	M-System / MD2200-D16
DOC 2000 Onboard Address	CC00	<input type="checkbox"/>	<input type="checkbox"/>	<input type="checkbox"/>	
	D000	<input type="checkbox"/>	<input type="checkbox"/>	<input type="checkbox"/>	
	D400	<input type="checkbox"/>	<input type="checkbox"/>	<input type="checkbox"/>	
	D800	<input type="checkbox"/>	<input type="checkbox"/>	<input type="checkbox"/>	
	DC00	<input type="checkbox"/>	<input type="checkbox"/>	<input type="checkbox"/>	
	Disable	<input type="checkbox"/>	<input type="checkbox"/>	<input type="checkbox"/>	

4.8.2. Disk on module (DOM) Test

Test Item	Result			Notes
	Pass	Fail	N/A	
Transcend / TS512MDOM40V / 512MB / IDE 40 Pin	<input type="checkbox"/>	<input type="checkbox"/>	<input checked="" type="checkbox"/>	
Transcend / TS512MDOM44V / 512MB / IDE 44 Pin	<input type="checkbox"/>	<input type="checkbox"/>	<input checked="" type="checkbox"/>	

4.9. Riser Card Function Test

[X] No Support

Test Item		Result			Note
		Pass	Fail	N/A	
LAN		<input type="checkbox"/>	<input type="checkbox"/>	<input checked="" type="checkbox"/>	
PCI Slot		<input type="checkbox"/>	<input type="checkbox"/>	<input checked="" type="checkbox"/>	
PCI-e Slot		<input type="checkbox"/>	<input type="checkbox"/>	<input checked="" type="checkbox"/>	

5. Power Consumption Test

Hardware Information with Windows 7 Ultimate English SP1 32 Bit Driver Version	
CPU	Intel® Core™ i3-3200 Processor (3M Cache, up to 3.30 GHz)
Memory	DSL 1333 4GB CL9 ELPIDA J2108BDBG-DJ-F
HDD	WDC D3200AAKX 3.5" 7200rpm 320GB SATAIII

5.1. PC Health Status

Test Point: The value between Actual Voltage and Voltage Monitor must be + /- 5%

Voltage Monitoring Test	Result			In Bios(V)	Actual(V)	Note
	Pass	Fail	N/A			
CPU temperature	<input checked="" type="checkbox"/>	<input type="checkbox"/>	<input type="checkbox"/>	48°C	47° C	
MB temperature	<input checked="" type="checkbox"/>	<input type="checkbox"/>	<input type="checkbox"/>	52°C	51 °C	
CPU Fan Speed	<input checked="" type="checkbox"/>	<input type="checkbox"/>	<input type="checkbox"/>	1086 RPM	N/A RPM	
Chassis Fan Speed	<input checked="" type="checkbox"/>	<input type="checkbox"/>	<input type="checkbox"/>	1923 RPM	N/A RPM	
CPU Voltage	<input checked="" type="checkbox"/>	<input type="checkbox"/>	<input type="checkbox"/>	1.032	1.15	
12V Voltage	<input checked="" type="checkbox"/>	<input type="checkbox"/>	<input type="checkbox"/>	12.048	12.88	
5V Voltage	<input checked="" type="checkbox"/>	<input type="checkbox"/>	<input type="checkbox"/>	4.950	5.030	
3.3V	<input checked="" type="checkbox"/>	<input type="checkbox"/>	<input type="checkbox"/>	3.312	3.32	

6. Time Accuracy Test

6.1. System Clock & RTC Clock Test

Under Room Temperature: 26 °C

Item Function	Time Interval	Criteria	Actual		Result			Note
					Pass	Fail	N/A	
RTC Clock in Power On Mode	24 hrs	+/-2 sec	+1.5	Sec	<input checked="" type="checkbox"/>	<input type="checkbox"/>	<input type="checkbox"/>	
RTC Clock in Power Off Mode	24 hrs	+/-2 sec	+1	Sec	<input checked="" type="checkbox"/>	<input type="checkbox"/>	<input type="checkbox"/>	

6.2. Booting Timer Test

Installation	Actual		Note
System Booting Time	3.7	Sec	Period for "Beep" starts to Sound after pressing Power Button.

6.3. Watchdog Timer Test

Use Function as below:

[] No Support.

Time-Out Interval	Criteria	Actual		Result			Note
				Pass	Fail	N/A	
10 sec	+/-10%	10.2	Sec	<input checked="" type="checkbox"/>	<input type="checkbox"/>	<input type="checkbox"/>	
60 sec	+/-10%	64.1	Sec	<input checked="" type="checkbox"/>	<input type="checkbox"/>	<input type="checkbox"/>	
255 sec	+/-10%	276.5	Sec	<input checked="" type="checkbox"/>	<input type="checkbox"/>	<input type="checkbox"/>	

Note : Under Room Temperature: 26 oC / DOS Mode

7. O.S. Compatibility Test

7.1. English Fedora 15 Kernel 2.6.38.6-26.fc15.i686

[X] No Support

Driver Information:

Chipset Software	System default
Graphics Media	System default
Audio Driver	System default
LAN Driver	Realtek RTL8111F Gigabit Ethernet: 8.032.00-NAPI
	Realtek RTL8111F Gigabit Ethernet: 8.032.00-NAPI

Install OS to IDE HDD/SATA HDD/ CF Card:

Installation	Result			Note
	Pass	Fail	N/A	
Fedora 15 Kernel 2.6.38.6-26.fc15.i686	<input type="checkbox"/>	<input type="checkbox"/>	<input checked="" type="checkbox"/>	Type uname -a

Test Result:

Test Item	Result			Note
	Pass	Fail	N/A	
Display Function Test				
VGA -- Full Screen	<input type="checkbox"/>	<input type="checkbox"/>	<input checked="" type="checkbox"/>	
DVI -- Full Screen	<input type="checkbox"/>	<input type="checkbox"/>	<input checked="" type="checkbox"/>	
HDMI -- Full Screen	<input type="checkbox"/>	<input type="checkbox"/>	<input checked="" type="checkbox"/>	
LVDS1 -- Full Screen	<input type="checkbox"/>	<input type="checkbox"/>	<input checked="" type="checkbox"/>	
LVDS2 -- Full Screen	<input type="checkbox"/>	<input type="checkbox"/>	<input checked="" type="checkbox"/>	
Network Function Test				
Connect to Internet – LAN 1	<input type="checkbox"/>	<input type="checkbox"/>	<input checked="" type="checkbox"/>	
Connect to Internet – LAN 2	<input type="checkbox"/>	<input type="checkbox"/>	<input checked="" type="checkbox"/>	
Audio Function Test				
Play Audio Function Test	<input type="checkbox"/>	<input type="checkbox"/>	<input checked="" type="checkbox"/>	Play Audio Test
Base Function Test				
Mouse Test	<input type="checkbox"/>	<input type="checkbox"/>	<input checked="" type="checkbox"/>	USB
Keyboard Test	<input type="checkbox"/>	<input type="checkbox"/>	<input checked="" type="checkbox"/>	USB
Console Redirection	<input type="checkbox"/>	<input type="checkbox"/>	<input checked="" type="checkbox"/>	
CD-ROM Test	<input type="checkbox"/>	<input type="checkbox"/>	<input checked="" type="checkbox"/>	USB
USB 2.0 Removable Devices	<input type="checkbox"/>	<input type="checkbox"/>	<input checked="" type="checkbox"/>	
X Windows Application				
Start Button Office	<input type="checkbox"/>	<input type="checkbox"/>	<input checked="" type="checkbox"/>	Office function
X-Window	<input type="checkbox"/>	<input type="checkbox"/>	<input checked="" type="checkbox"/>	Startx – Desktop in Linux
Command Test On Text Mode: Attention Delay Phenomenon				
uname -a	<input type="checkbox"/>	<input type="checkbox"/>	<input checked="" type="checkbox"/>	Show information
Shutdown	<input type="checkbox"/>	<input type="checkbox"/>	<input checked="" type="checkbox"/>	Init 0 or shutdown -h now
Restart the Computer	<input type="checkbox"/>	<input type="checkbox"/>	<input checked="" type="checkbox"/>	Init 6 or shutdown -r now
Halt	<input type="checkbox"/>	<input type="checkbox"/>	<input checked="" type="checkbox"/>	Power Off Mode
ls / clear; cd /dev /ls -l	<input type="checkbox"/>	<input type="checkbox"/>	<input checked="" type="checkbox"/>	Command instruction

7.2. Windows 7 Ultimate English Version 32/64Bit

[X] x32 Driver Information:

Chipset Software	Intel® Chipset Device Software: 9.3.0.1021(07/04/2012)
Graphics Media	Intel® HD Graphics9.17.10.2817(07/20/2012)
Audio Driver	Realtek High Definition Audio 6.0.1.6662 (06/19/2012) Intel Display Audio 6.14.0.3097 (06/19/2012)
LAN Driver	Realtek® 8111F Gigabit LAN x 2 , 7.61.612.2012(06/12/2012)
TPM Driver	TPM Package V3.7

[X] x64 Driver Information:

Chipset Software	Intel® Chipset Device Software: 9.3.0.1021(07/04/2012)
Graphics Media	Intel® HD Graphics9.17.10.2817(07/20/2012)
Audio Driver	Realtek High Definition Audio 6.0.1.6662 (06/19/2012) Intel Display Audio 6.14.0.3097 (06/19/2012)
LAN Driver	Realtek® 8111F Gigabit LAN x 2 , 7.61.612.2012(06/12/2012)
TPM Driver	TPM Package V3.7

Install OS to SATA HDD:

Installation	Result			Note
	Pass	Fail	N/A	
English Windows 7 Ultimate ACPI Mode	<input checked="" type="checkbox"/>	<input type="checkbox"/>	<input type="checkbox"/>	

Test Results:

Test Item	Result			Note
	Pass	Fail	N/A	
Single Display				
VGA-- Full Screen	<input checked="" type="checkbox"/>	<input type="checkbox"/>	<input type="checkbox"/>	
HDMI -- Full Screen	<input checked="" type="checkbox"/>	<input type="checkbox"/>	<input type="checkbox"/>	
Boot - Windows 7 Ultimate Advanced Options Menu				
Safe Mode	<input checked="" type="checkbox"/>	<input type="checkbox"/>	<input type="checkbox"/>	
Basic Function Test				
PS/2 Mouse and Keyboard	<input checked="" type="checkbox"/>	<input type="checkbox"/>	<input type="checkbox"/>	
USB Mouse and Keyboard	<input checked="" type="checkbox"/>	<input type="checkbox"/>	<input type="checkbox"/>	
COM Port Mouse	<input type="checkbox"/>	<input type="checkbox"/>	<input checked="" type="checkbox"/>	
USB 2.0 Removable Devices	<input checked="" type="checkbox"/>	<input type="checkbox"/>	<input type="checkbox"/>	
TPM Function	<input checked="" type="checkbox"/>	<input type="checkbox"/>	<input type="checkbox"/>	
LAN Function Test				
LAN1 --- Auto	<input checked="" type="checkbox"/>	<input type="checkbox"/>	<input type="checkbox"/>	
LAN2 --- Auto	<input checked="" type="checkbox"/>	<input type="checkbox"/>	<input type="checkbox"/>	
Audio Function Test				
Line Out Test	<input checked="" type="checkbox"/>	<input type="checkbox"/>	<input type="checkbox"/>	
Line In Test	<input checked="" type="checkbox"/>	<input type="checkbox"/>	<input type="checkbox"/>	
Microphone Test	<input checked="" type="checkbox"/>	<input type="checkbox"/>	<input type="checkbox"/>	
Start Menu				
Log off User	<input checked="" type="checkbox"/>	<input type="checkbox"/>	<input type="checkbox"/>	
Shut down (S5)	<input checked="" type="checkbox"/>	<input type="checkbox"/>	<input type="checkbox"/>	
Standby(S3)	<input checked="" type="checkbox"/>	<input type="checkbox"/>	<input type="checkbox"/>	
Restart	<input checked="" type="checkbox"/>	<input type="checkbox"/>	<input type="checkbox"/>	
Hibernate (S4)	<input checked="" type="checkbox"/>	<input type="checkbox"/>	<input type="checkbox"/>	

7.3. Windows XP Professional English Version 32Bit

[X] x32 Driver Information:

Chipset Software	Intel® Chipset Device Software: 9.3.0.1021(7/4/2012)
Graphics Media	Intel® HD Graphics6.14.10.5421(07/27/2012)
Audio Driver	Realtek High Definition Audio 5.0.1.6662 (06/19/2012)
	Intel Display Audio 5.14.0.3090 (12/06/2011)
LAN Driver	Realtek® 8111F VB Gigabit LAN 5.798.523.2012(05/23/2012)
	Realtek® 8111F VB Gigabit LAN 5.798.523.2012(05/23/2012)
TPM Driver	TPM Package V3.7

Install OS to SATA HDD:

Installation	Result			Note
	Pass	Fail	N/A	
English Windows XP Professional ACPI Mode	<input checked="" type="checkbox"/>	<input type="checkbox"/>	<input type="checkbox"/>	

Test Results:

Test Item	Result			Note
	Pass	Fail	N/A	
Single Display				
VGA -- Full Screen	<input checked="" type="checkbox"/>	<input type="checkbox"/>	<input type="checkbox"/>	
HDMI -- Full Screen	<input checked="" type="checkbox"/>	<input type="checkbox"/>	<input type="checkbox"/>	
Boot - Windows XP Professional Advanced Options Menu				
Safe Mode	<input checked="" type="checkbox"/>	<input type="checkbox"/>	<input type="checkbox"/>	
Basic Function Test				
PS/2 Mouse and Keyboard	<input checked="" type="checkbox"/>	<input type="checkbox"/>	<input type="checkbox"/>	
USB Mouse and Keyboard	<input checked="" type="checkbox"/>	<input type="checkbox"/>	<input type="checkbox"/>	
USB 2.0 Removable Devices	<input checked="" type="checkbox"/>	<input type="checkbox"/>	<input type="checkbox"/>	
TPM Function	<input checked="" type="checkbox"/>	<input type="checkbox"/>	<input type="checkbox"/>	
3Dmark2006 for 1 times	<input checked="" type="checkbox"/>	<input type="checkbox"/>	<input type="checkbox"/>	
BurninTest V7.1 over 1 hours	<input checked="" type="checkbox"/>	<input type="checkbox"/>	<input type="checkbox"/>	
LAN Function Test				
LAN1 --- Auto	<input checked="" type="checkbox"/>	<input type="checkbox"/>	<input type="checkbox"/>	
LAN2 --- Auto	<input checked="" type="checkbox"/>	<input type="checkbox"/>	<input type="checkbox"/>	
Audio Function Test				
Line Out Test	<input checked="" type="checkbox"/>	<input type="checkbox"/>	<input type="checkbox"/>	
Line In Test	<input checked="" type="checkbox"/>	<input type="checkbox"/>	<input type="checkbox"/>	
Microphone Test	<input checked="" type="checkbox"/>	<input type="checkbox"/>	<input type="checkbox"/>	
Start Menu				
Log off User	<input checked="" type="checkbox"/>	<input type="checkbox"/>	<input type="checkbox"/>	
Shut down (S5)	<input checked="" type="checkbox"/>	<input type="checkbox"/>	<input type="checkbox"/>	
Standby(S3)	<input checked="" type="checkbox"/>	<input type="checkbox"/>	<input type="checkbox"/>	
Restart	<input checked="" type="checkbox"/>	<input type="checkbox"/>	<input type="checkbox"/>	
Hibernate (S4)	<input checked="" type="checkbox"/>	<input type="checkbox"/>	<input type="checkbox"/>	

8. BIOS Function Test

Hardware Information with Windows 7 Ultimate English SP1 32 Bit Driver Version	
CPU	Intel® Core™ i3-3200 Processor (3M Cache, up to 3.30 GHz)
Memory	DSL 1333 4GB CL9 ELPIDA J2108BDBG-DJ-F
HDD	WDC D3200AAKX 3.5" 7200rpm 320GB SATAIII

8.1. Advanced Test

Test Item		Result			Note
		Pass	Fail	N/A	
ACPI settings	Suspend Disabled	<input checked="" type="checkbox"/>	<input type="checkbox"/>	<input type="checkbox"/>	Enable/Disable
	Sleeps state (S1)	<input checked="" type="checkbox"/>	<input type="checkbox"/>	<input type="checkbox"/>	
	Sleeps state (S3)	<input checked="" type="checkbox"/>	<input type="checkbox"/>	<input type="checkbox"/>	
Trusted Computing	Security Device Support	<input checked="" type="checkbox"/>	<input type="checkbox"/>	<input type="checkbox"/>	
CPU configuration	Hyper-threading	<input checked="" type="checkbox"/>	<input type="checkbox"/>	<input type="checkbox"/>	Enable/Disable
	Intel Virtualization Technology	<input checked="" type="checkbox"/>	<input type="checkbox"/>	<input type="checkbox"/>	Enable/Disable
SATA configuration	SATA controller	<input checked="" type="checkbox"/>	<input type="checkbox"/>	<input type="checkbox"/>	Enable/Disable
	AHCI mode	<input checked="" type="checkbox"/>	<input type="checkbox"/>	<input type="checkbox"/>	
	IDE mode	<input checked="" type="checkbox"/>	<input type="checkbox"/>	<input type="checkbox"/>	
USB configuration	Legacy USB Support	<input checked="" type="checkbox"/>	<input type="checkbox"/>	<input type="checkbox"/>	
Com port configuration	Serial port 1~2	<input type="checkbox"/>	<input type="checkbox"/>	<input checked="" type="checkbox"/>	Enable/Disable
	RS232	<input type="checkbox"/>	<input type="checkbox"/>	<input checked="" type="checkbox"/>	
	RS422	<input type="checkbox"/>	<input type="checkbox"/>	<input checked="" type="checkbox"/>	
	RS485	<input type="checkbox"/>	<input type="checkbox"/>	<input checked="" type="checkbox"/>	
	ERP Function	<input type="checkbox"/>	<input type="checkbox"/>	<input checked="" type="checkbox"/>	
H/W Monitor	Fan Control	<input checked="" type="checkbox"/>	<input type="checkbox"/>	<input type="checkbox"/>	

8.2. Chipset Test

Test Item		Result			Note	
		Pass	Fail	N/A		
System Agent (SA) Configuration	Graphics Configuration	<input checked="" type="checkbox"/>	<input type="checkbox"/>	<input type="checkbox"/>		
PCH-IO Configuration	PCI Express Configuration	<input type="checkbox"/>	<input type="checkbox"/>	<input checked="" type="checkbox"/>		
	USB Configuration	<input checked="" type="checkbox"/>	<input type="checkbox"/>	<input type="checkbox"/>	Enable/Disable	
	PCH Azalia Configuration	<input checked="" type="checkbox"/>	<input type="checkbox"/>	<input type="checkbox"/>		
	Resume on PCIE Wake	<input checked="" type="checkbox"/>	<input type="checkbox"/>	<input type="checkbox"/>		
	Resume on PCI PME	<input type="checkbox"/>	<input type="checkbox"/>	<input checked="" type="checkbox"/>		
	Resume on Ring	<input type="checkbox"/>	<input type="checkbox"/>	<input checked="" type="checkbox"/>		
	AC Power Loss	Power off	<input checked="" type="checkbox"/>	<input type="checkbox"/>	<input type="checkbox"/>	
		Power on	<input checked="" type="checkbox"/>	<input type="checkbox"/>	<input type="checkbox"/>	
		Last state	<input checked="" type="checkbox"/>	<input type="checkbox"/>	<input type="checkbox"/>	
Power Mode	<input checked="" type="checkbox"/>	<input type="checkbox"/>	<input type="checkbox"/>	ATX/AT		

8.3. Boot Test

Test Item	Result			Note
	Pass	Fail	N/A	
Quiet Boot	<input checked="" type="checkbox"/>	<input type="checkbox"/>	<input type="checkbox"/>	
RTL8111E PXE OpROM	<input checked="" type="checkbox"/>	<input type="checkbox"/>	<input type="checkbox"/>	
Boot From Hard Disk	<input checked="" type="checkbox"/>	<input type="checkbox"/>	<input type="checkbox"/>	
Boot From CDROM	<input checked="" type="checkbox"/>	<input type="checkbox"/>	<input type="checkbox"/>	
Boot From USB HDD	<input checked="" type="checkbox"/>	<input type="checkbox"/>	<input type="checkbox"/>	
Boot From USB Floppy	<input checked="" type="checkbox"/>	<input type="checkbox"/>	<input type="checkbox"/>	
Boot From USB CD-ROM	<input checked="" type="checkbox"/>	<input type="checkbox"/>	<input type="checkbox"/>	
Boot from LAN	<input checked="" type="checkbox"/>	<input type="checkbox"/>	<input type="checkbox"/>	
Disable	<input checked="" type="checkbox"/>	<input type="checkbox"/>	<input type="checkbox"/>	

8.4. CMOS Backup / Clear CMOS Test

Test Item	Result			Note
	Pass	Fail	N/A	
CMOS Backup	<input checked="" type="checkbox"/>	<input type="checkbox"/>	<input type="checkbox"/>	Clear Data and time
Clear CMOS Test	<input checked="" type="checkbox"/>	<input type="checkbox"/>	<input type="checkbox"/>	Clear Data

8.5. AAEON Tag Check Utility

Test Item	Result			Note
	Pass	Fail	N/A	
Check AAEON BIOS OK	<input checked="" type="checkbox"/>	<input type="checkbox"/>	<input type="checkbox"/>	AONCHECK.EXE

8.6. Supervisor / User Password Test

Test Item	Result			Note
	Pass	Fail	N/A	
Administrator Password	<input checked="" type="checkbox"/>	<input type="checkbox"/>	<input type="checkbox"/>	
User Password	<input checked="" type="checkbox"/>	<input type="checkbox"/>	<input type="checkbox"/>	

8.7. Hi-safe Test

Test Item	Result			Note	
	Pass	Fail	N/A		
Version(1.2013.09.25)	<input checked="" type="checkbox"/>	<input type="checkbox"/>	<input type="checkbox"/>		
System Information	CPU Information	<input checked="" type="checkbox"/>	<input type="checkbox"/>	<input type="checkbox"/>	
	Model Name	<input checked="" type="checkbox"/>	<input type="checkbox"/>	<input type="checkbox"/>	
	Display Information	<input checked="" type="checkbox"/>	<input type="checkbox"/>	<input type="checkbox"/>	
	RAM Information	<input checked="" type="checkbox"/>	<input type="checkbox"/>	<input type="checkbox"/>	Support single DIMM
H/W Monitor	Info	<input checked="" type="checkbox"/>	<input type="checkbox"/>	<input type="checkbox"/>	
	Fan Speed	<input checked="" type="checkbox"/>	<input type="checkbox"/>	<input type="checkbox"/>	
	Temperature	<input checked="" type="checkbox"/>	<input type="checkbox"/>	<input type="checkbox"/>	
	Voltage	<input checked="" type="checkbox"/>	<input type="checkbox"/>	<input type="checkbox"/>	
WatchDog	10sec	<input checked="" type="checkbox"/>	<input type="checkbox"/>	<input type="checkbox"/>	Actual 10.2 sec
	1min	<input checked="" type="checkbox"/>	<input type="checkbox"/>	<input type="checkbox"/>	Actual 64.1sec
	255sec	<input checked="" type="checkbox"/>	<input type="checkbox"/>	<input type="checkbox"/>	Actual 276.5sec
	Auto Reload	<input checked="" type="checkbox"/>	<input type="checkbox"/>	<input type="checkbox"/>	
Smart Fan	FAN1	<input checked="" type="checkbox"/>	<input type="checkbox"/>	<input type="checkbox"/>	
	FAN2	<input checked="" type="checkbox"/>	<input type="checkbox"/>	<input type="checkbox"/>	
SMBus	SMBus IO	<input checked="" type="checkbox"/>	<input type="checkbox"/>	<input type="checkbox"/>	SMBus Address:0XF040
	Read Byte	<input checked="" type="checkbox"/>	<input type="checkbox"/>	<input type="checkbox"/>	Slave Address:A4h
	Read Word	<input checked="" type="checkbox"/>	<input type="checkbox"/>	<input type="checkbox"/>	
	Result / Read	<input checked="" type="checkbox"/>	<input type="checkbox"/>	<input type="checkbox"/>	

9. Performance Test

	Hardware Information with Windows 7 Ultimate English Version 32Bit Driver Version
CPU	Intel® Core™ i3-3200 Processor (3M Cache, up to 3.30 GHz)
Memory	DSL 1333 4GB CL9 ELPIDA J2108BDBG-DJ-F
HDD	WDC D3200AAKX 3.5" 7200rpm 320GB SATAIII

9.1. Performance Test

Test Result: (Display set 1920*1080 test)

Testing Software	Scope		Note
	AAEON	Ref.	
CPU Mark99			Win7
Scores	519	-	
PCMark2005			Windows 7
PCMark	N/A	-	PCMarks
CPU	10497	-	
Memory	9089	-	
Graphics	3903	-	
HDD	7225	-	
Benchmark (B)	-	-	
Average Efficiency	-	-	
PCMark Vantage			Windows 7
PCMark	6735	-	PCMarks
Memories	4226	-	
TV and movies	4693	-	
Gaming	3882	-	
Music	7839	-	
Communications	7177	-	
Productivity	6614	-	
HDD	4933	-	
Benchmark (B)	-	-	
Average Efficiency	-	-	

Testing Software	Scope		Note
	AAEON	Ref.	
3Dmark2003 v360			Windows 7
3Dmark Score	3408	-	
CPU Score	1982	-	Select All
Benchmark (A)	-	-	
3Dmark2006 v120			Windows 7
3Dmark Score	2264	-	
SM2.0	731	-	Select All
HDR/SM3.0	860	-	
CPU Score	4046	-	

Testing Software	Scope		Note
	AAEON	Ref.	
Final Reality V1.01—BenchMark Test			Windows 7
2D image	66.41	-	Reality marks
3D	7.09	-	
Bus transfer	46.63	-	
Overall	30.82	-	
Benchmark (A)	-		

Testing Software	Scope		Note
	AAEON	Ref.	
Performance7			Windows 7
PassMark Rating	1164.6	-	
CPU Mark	3764.8	-	
2D Graphics Mark	361.2	-	
3D Graphics Mark	223.0	-	
Memory Mark	1207.5	-	
Disk Mark	706.5	-	

Testing Software	Scope		Note
	AAEON	Ref.	
Windows experience index			Windows 7
Processor	7.2	-	
Memory	7.2	-	
Graphics	4.4	-	
Gaming graphics	6.0	-	
Primary hard disk	5.9	-	

9.2. Memory Test

Test Item	Result			Note
	Pass	Fail	N/A	
MEM v4.20 Overnight Test	<input checked="" type="checkbox"/>	<input type="checkbox"/>	<input type="checkbox"/>	

10. Stress Test

	Hardware Information with Windows 7 Ultimate English Version 32Bit Driver Version
CPU	Intel® Core™ i3-3200 Processor (3M Cache, up to 3.30 GHz)
Memory	DSL 1333 4GB CL9 ELPIDA J2108BDBG-DJ-F
HDD	WDC D3200AAKX 3.5" 7200rpm 320GB SATAIII

10.1 System Stress Test

Test Item	Result			Note
	Pass	Fail	N/A	
BurninTest V7.1 over 12 hours	<input checked="" type="checkbox"/>	<input type="checkbox"/>	<input type="checkbox"/>	CPU, RAM, All HDD, Video, 2D,3D,Sound,LAN

10.2 LAN Stress Test

Test Item	Result			Note
	Pass	Fail	N/A	
Copy files from Server over 24 hours.	<input checked="" type="checkbox"/>	<input type="checkbox"/>	<input type="checkbox"/>	LAN1 LAN2