

Report NO: 13IP010001_I

IMBM-H61B

Intel H61 chipset uATX board

P3 Verification Test Report

Summary	<input checked="" type="checkbox"/> Pass <input type="checkbox"/> Fail <input type="checkbox"/> Pass with Deviation (Comment: _____)			
Test Results Category				
	Critical	Major	Minor	Enhancement
Defect Found	0	0	0	0
Defect Unsolved	0	0	0	0

Issue date	Approval	Test Engineer
2012/03/06	Wayne Chen	Jack Huang

Version Released Records

Date	Version	Change History	Note
2010/04/21	P3-1001	1. Re-composing test Items	
2010/06/01	P2P3-1001	1. New Test Report	
2010/06/21	P2P3-1002	1. Add BIOS -> SPI ROM Setting (South Bridge - GPIO)	
2010/12/02	P2P2-1003	1. New Test Report	
2011/02/23	P2P3-1101	1. Re-composing test Items	
2011/03/04	P2P3-1102	1. Add Specification Validation	

Note :

For all test items in this report, 3 results have been defined and described as follow:

- Pass: Functionality work perfectly
- Fail: Functionality failed and must be resolved in the next version
- N/A: Functionality Not Applicable or Not Available

This test report will be updated when re-test completed in product next version of the product.

Specification Validation

Main Specification

Item	Specification	Result			Note
		Pass	Fail	N/A	
Form Factor	uATX motherboard	<input checked="" type="checkbox"/>	<input type="checkbox"/>	<input type="checkbox"/>	
Processor	Socket 1155(Sandy / Ivy Bridge)	<input checked="" type="checkbox"/>	<input type="checkbox"/>	<input type="checkbox"/>	
	Processor feature: Hyper Threading,EIST, Turbo boost, Exeute Disable Bit, Intel VT, C1E, C3, C6	<input checked="" type="checkbox"/>	<input type="checkbox"/>	<input type="checkbox"/>	
System Memory	204 pin DDR3,Non-ECC, Memory size: Min: 512 MB, Max: 16 GBDDR Support list: DDR3 1600/1333/1066	<input checked="" type="checkbox"/>	<input type="checkbox"/>	<input type="checkbox"/>	
Chipset	Intel H61(B3)	<input checked="" type="checkbox"/>	<input type="checkbox"/>	<input type="checkbox"/>	
Super I/O	Super I/O Vendor: Fintech 81866D-I + 2 x Fintech 81216HD-I *H/W Status Monitor:Monitors CPU/system temperature *Monitors Vcore/5V/3.3V/12V voltages and failure alarm *Monitors CPU/system fan speed *COM2 support additional 422/485 feature and 5V/12V on PIN9 *COM9 support additional 422/485 featureWatchdog Timer *8 bit DIO (4 in and 4 out) (0V / 5V, pin.	<input checked="" type="checkbox"/>	<input type="checkbox"/>	<input type="checkbox"/>	
Network	Dual LAN Gigabit: RTL8111F-VB-CG	<input checked="" type="checkbox"/>	<input type="checkbox"/>	<input type="checkbox"/>	
I/O Chip	Fintek F81866D	<input checked="" type="checkbox"/>	<input type="checkbox"/>	<input type="checkbox"/>	
Storage	South Bridge: Intel H61 built-in SATA1,2,3 (Blue) 3 x SATA 3Gb/s port(s)	<input checked="" type="checkbox"/>	<input type="checkbox"/>	<input type="checkbox"/>	
TPM	Option	<input checked="" type="checkbox"/>	<input type="checkbox"/>	<input type="checkbox"/>	
USB	USB 2.0 Ports: 8 mid-board: 4 ports back panel: 4 ports	<input checked="" type="checkbox"/>	<input type="checkbox"/>	<input type="checkbox"/>	
Audio	Azalia CODEC: 6 channels	<input checked="" type="checkbox"/>	<input type="checkbox"/>	<input type="checkbox"/>	
Expansion Slots	PCIE-16X*1 PCI*2	<input checked="" type="checkbox"/>	<input type="checkbox"/>	<input type="checkbox"/>	
PC Health Monitoring	H/M IC:Integrated in SIO Voltage:Vcore: +3V , +5V , +12V Fan Speed: CPU fan 1 Total: 1 Fans Chassis fan Total: 1 Fans Temperature:CPU Others: MB temperature	<input checked="" type="checkbox"/>	<input type="checkbox"/>	<input type="checkbox"/>	
Form Factor	Dimensions: 9.6 x 9.6 inches	<input checked="" type="checkbox"/>	<input type="checkbox"/>	<input type="checkbox"/>	
Graphics	Integrated Gfx in North bridge On board Gfx.chipset name: Intel Sandy/Ivy Bridge + H61 On-board frame buffer: 1024 MB	<input checked="" type="checkbox"/>	<input type="checkbox"/>	<input type="checkbox"/>	
Back I/O Placement	On-board connectors: CPU_FAN (4 pin CPU fan with PWM control) CHA_FAN 4 (3 pin chassis fan	<input checked="" type="checkbox"/>	<input type="checkbox"/>	<input type="checkbox"/>	

	with Qfan) ATX12V*(4 pin, ATX +12V power connector). EATXPWR(24 pin, EPS12V power connector) Back I/O connectors:KBMS AUDIO				
Onboard Connector	On-Board connector : 1 x PCIe 2.0 [x16](Ivy Bridge CPU Support PCIe 3.0), 2 x PCI Slot, 1 x Wlan connector, 3 x SATA 3Gb/s connector(s), 1 x RS-232/422/485 Box header (COM9), 10 x RS-232 box header (COM3~8, COM10~13), 1 x CPU Fan connector(s) (4-pin), 2x Chassis Fan connector(s) (4-pin), 1 x 24-pin ATX Power connector(s), 1 x 4-pin ATX 12V Power connector(s), 1 x Front panel connector(s) , 1 x LPT connector, 1 x DIO connector, 4 x USB 2.0 pin header, 1 x CFAST slot, DRCT(optional)	<input checked="" type="checkbox"/>	<input type="checkbox"/>	<input type="checkbox"/>	
Jumpers, LED & BUZZER	A. Jumper: CLRTC* (3 pin, Normal/Clear RTC,with tab)	<input checked="" type="checkbox"/>	<input type="checkbox"/>	<input type="checkbox"/>	
	B. LED: SB_PWR* (Green, stand-by power LED)	<input checked="" type="checkbox"/>	<input type="checkbox"/>	<input type="checkbox"/>	
	C. BUZZER: Buzzer, if SPEAKER header is not present	<input checked="" type="checkbox"/>	<input type="checkbox"/>	<input type="checkbox"/>	
Wake-up Functions	WOR by Ring* (Wake On Ring by external Modem from S1, S3, S4, S5)	<input checked="" type="checkbox"/>	<input type="checkbox"/>	<input type="checkbox"/>	
	WOL/WOR by PME* (Wake On LAN/Ring by PME from S1, S3, S4, S5)	<input checked="" type="checkbox"/>	<input type="checkbox"/>	<input type="checkbox"/>	
POWER MANAGEMENT	S3,S4,S5	<input checked="" type="checkbox"/>	<input type="checkbox"/>	<input type="checkbox"/>	
Other requirements	TPM IC on board - Infineon SLB9635TT 02057-00030000C.S SLB 9635 TT 1.2 TSSOP-28-2INFINEON FW3.19	<input checked="" type="checkbox"/>	<input type="checkbox"/>	<input type="checkbox"/>	

O.S. Support

Item	Specification	Result			Note
		Pass	Fail	N/A	
Microsoft Embedded	Windows CE	<input type="checkbox"/>	<input type="checkbox"/>	<input checked="" type="checkbox"/>	
	Windows XP Embedded	<input type="checkbox"/>	<input type="checkbox"/>	<input checked="" type="checkbox"/>	
Microsoft Windows	Windows XP Pro, 32bit	<input checked="" type="checkbox"/>	<input type="checkbox"/>	<input type="checkbox"/>	
	Windows 7, 32bit / 64bit	<input checked="" type="checkbox"/>	<input type="checkbox"/>	<input type="checkbox"/>	
Linux	Linux kernel 2.6.x or above	<input checked="" type="checkbox"/>	<input type="checkbox"/>	<input type="checkbox"/>	

Environmental Specifications

Item	Specification
Operating temperature	32~140°F (0~60°C)Operating Humidity:0~90%, non-condensing
Storage temperature	N/A
Operating Humidity	N/A
Power Compliance	Compliant with EuP/ErP
Vibration	N/A
Shock	N/A
Drop	N/A
EMI	CE & FCC Class A

Note: Please refer to Environment Test Report for detail information

Platform Information

Item	Device Information	Test Item
PCB Model / Version	IMBM-H61B A1.0	1,2,3,4,5,6,7,8,9
BIOS / Version	IMBM-H61B 0301 (01/02/2013)	1,2,3,4,5,6,7,8,9
CPU Type	Intel® Core™ i7-3770K Processor (8M Cache, 3.50 GHz)	1,2,3,4,5,6,7,8,9
Memory Type	Transcend DDR3 1333 8GB Micro IVD22 D9PBC *2 (Total 16GB, Win7_32 use 3.92GB)	1,2,3,4,5,6,7,8,9
SATA HDD	WDC WD6402AAEX-00Z3A0 3.5" 7200rpm 640GB	1,2,3,4,5,6,7,8,9
SATA DVD-ROM	LG H.L GH20 NS15 8X	1,2,3,4,5,6,7,8,9
USB DVD-ROM	ASUS SDRW-08D2S-U/DBLK/G/AS	1,2,3,4,5,6,7,8,9
LCD Monitor	LG E2260 22" LED monitor	1,2,3,4,5,6,7,8,9
LVDS	AU G150XG01 V.0 / 15" / 1024*768 / 18bit (4:3)	1,2,3,4,5,6,7,8,9
Cfast	Apacer CFast 32GB	1,2,3,4,5,6,7,8,9
Daughter Board	N/A	N/A
Expansion Board	N/A	N/A
Operating System	<input checked="" type="checkbox"/> Fedora 15 Kernel 2.6.38.6-26.fc15.i686	7-1
	<input checked="" type="checkbox"/> Windows 7 Ultimate 32/64Bit	7-2
	<input checked="" type="checkbox"/> Windows XP Professional English SP3 32 Bit	7-3
Power Supply	ATX Power Supply : Zippy HG2-6400P 400W	1,2,3,4,5,6,7,8,9
	AT Power Supply: Zippy HG2-6400P 400W	1,2,3,4,5,6,7,8,9
	DC Adapter : N/A	N/A
Battery Model	N/A	N/A
Chipset Information with Windows 7 Ultimate English Version 32Bit Driver Version		
Chipset Software	Intel(R) Chipset Device Software 9.3.0.1019(2011/12/6)	
PCH Bridge	Intel H61	
Super IO Chipset	Fintek F81866D	
VGA Chipset	Intel(R) HD Graphics 4000 9.17.10.2828(2012/08/07)	
Audio Chipset	Realtek High Definition Audio 6.0.1.6685(2012/07/17)	
Ethernet Chipset	Realtek PCIe GBE Family Controller 7.52.203.2012 (2012/02/03)	

Summary Table of contents:

Platform Information	6
1. Hardware Test	8
1.1. CPU Compatibility Test	8
Intel® Pentium® Processor G620T (3M Cache, 2.20 GHz)	錯誤! 尚未定義書籤。
1.2. Memory Compatibility Test.....	8
1.3. SATA Compatibility Test	8
1.4. CF Card Compatibility Test	9
2. Basic Function Test.....	10
2.1. Video Function Test	10
2.2. Audio Function Test	12
2.3. LAN Function Test	12
2.4. Jumper Setting Test	14
3. Integration Test.....	15
3.1. USB Port Integration Test	15
3.2. Digital I/O Port Test.....	15
3.3. COM Port Integration Test	15
3.4. RS-422 / RS-485 Test.....	15
3.5. LPT Port Test.....	16
3.6. Burn In Test	16
4. Application Test	17
4.1. PCI Slot Function (PCI Adapter Card) Test	17
4.2. PCI-Express Function Test.....	17
4.3. Mini PCI Card Compatibility Test	18
4.4. CardBus (PCMCIA) Compatibility Function Test	18
4.5. ISA Slot Function Test	18
4.6. Adapter Compatibility- Industry Control Card PC/104, PC/104+, PCI-104.....	19
4.7. SSD Modules Compatibility Test	19
4.8. mSATA Modules Compatibility Test	19
4.9. Peripheral Compatibility- Storage Device Test	19
4.10. Riser Card Function Test	20
5. Power Consumption Test	21
5.1. AT/ATX Power Consumption	21
5.2. PC Health Status	21
6. Time Accuracy Test.....	22
6.1. System Clock & RTC Clock Test.....	22
6.2. Booting Timer Test	22
6.3. Watchdog Timer Test	22
7. O.S. Compatibility Test	23
7.1. English Fedora 15 Kernel 2.6.38.6-26.fc15.i686.....	23
7.2. Windows 7 Ultimate English Version 32/64Bit	24
7.3. Windows XP Professional English Version 32	25
8. BIOS Function Test	26
8.1. Advanced Test	26
8.2. Chipset Test.....	26
8.3. Boot Test	27
8.4. CMOS Backup / Clear CMOS Test	27
8.5. AAEON Tag Check Utility.....	27
8.6. Supervisor / User Password Test	27
9. Performance Test	28
10. Other Tests	錯誤! 尚未定義書籤。

1. Hardware Test

1.1. CPU Compatibility Test

CPU Information	Result			Note
	Pass	Fail	N/A	
Intel® Core™ i7-3770K Processor (8M Cache, 3.50 GHz)	<input checked="" type="checkbox"/>	<input type="checkbox"/>	<input type="checkbox"/>	Test by Windows XP,7,
Intel® Core™ i7-3770 Processor (8M Cache, 3.40 GHz)	<input checked="" type="checkbox"/>	<input type="checkbox"/>	<input type="checkbox"/>	Test by Windows XP,7,Linux
Intel® Core™ i7-2600K Processor (8M Cache, 3.40 GHz)	<input checked="" type="checkbox"/>	<input type="checkbox"/>	<input type="checkbox"/>	Test by Windows XP,7,
Intel® Core™ i5-2390T Processor (3M Cache, 2.70 GHz)	<input checked="" type="checkbox"/>	<input type="checkbox"/>	<input type="checkbox"/>	Test by Windows XP,7,
Intel® Core™ i3-2100T Processor (3M Cache, 2.50 GHz)	<input checked="" type="checkbox"/>	<input type="checkbox"/>	<input type="checkbox"/>	Test by Windows XP,7,Linux

1.2 Memory Compatibility Test

Memory Information	MEM V4.0			Note
	Pass	Fail	N/A	
Transcend DDR3 1333/4GB CL9 Hynix H5TQ2G83BFR	<input checked="" type="checkbox"/>	<input type="checkbox"/>	<input type="checkbox"/>	Install OS, Memtest4.2
Transcend DDR3 1333/4GB CL9 SEC K4B2G0846C	<input checked="" type="checkbox"/>	<input type="checkbox"/>	<input type="checkbox"/>	Memtest4.2
Transcend DDR3 1333/8GB CL9 Micron IWD27D9PBC	<input checked="" type="checkbox"/>	<input type="checkbox"/>	<input type="checkbox"/>	Install OS, Memtest4.2
Transcend DDR3 1600/8GB CL11 Micron 2FE11 D9QBJ	<input checked="" type="checkbox"/>	<input type="checkbox"/>	<input type="checkbox"/>	Install OS, Memtest4.2
DSL DDR3 1333/4GB CL9 Hynix H5TQ2G83BFR	<input checked="" type="checkbox"/>	<input type="checkbox"/>	<input type="checkbox"/>	Memtest4.2
DSL DDR3 1333/2GB CL9 Hynix H5TQ2G83BFR	<input checked="" type="checkbox"/>	<input type="checkbox"/>	<input type="checkbox"/>	Burnintest, Memtest4.2
Panram DDR3 1333/8GB CL9	<input checked="" type="checkbox"/>	<input type="checkbox"/>	<input type="checkbox"/>	Memtest4.2
ADATA DDR.1600/8GB ADATA 3WCD-1211AEL1242V	<input checked="" type="checkbox"/>	<input type="checkbox"/>	<input type="checkbox"/>	Install OS, Memtest4.2

1.3. SATA Compatibility Test

1.3.1 Onboard SATA (IDE) Test

SATA Device Information		Result			Note
		Pass	Fail	N/A	
HDD	Seagate ST32000641AS 3.5" 2TB	<input checked="" type="checkbox"/>	<input type="checkbox"/>	<input type="checkbox"/>	
HDD	Seagate ST380815AS 3.5" 80GB	<input checked="" type="checkbox"/>	<input type="checkbox"/>	<input type="checkbox"/>	
HDD	Seagate ST3160811AS 3.5" 160GB	<input checked="" type="checkbox"/>	<input type="checkbox"/>	<input type="checkbox"/>	
HDD	Hitachi HTS543225A7A384 2.5" 250GB.	<input checked="" type="checkbox"/>	<input type="checkbox"/>	<input type="checkbox"/>	
HDD	WDC WD6402AAEX-00Z3A0 3.5" 7200rpm 640GB	<input checked="" type="checkbox"/>	<input type="checkbox"/>	<input type="checkbox"/>	
DVD	LG H.L GH20 NS15 8X	<input checked="" type="checkbox"/>	<input type="checkbox"/>	<input type="checkbox"/>	

1.3.2 Onboard SATA (RAID) Test

SATA RAID Test		Result			Note
		Pass	Fail	N/A	
RAID-0 (HDDx2) Striping/Span Test	1 Seagate ST9160412AS 2.5" 160GB	<input type="checkbox"/>	<input type="checkbox"/>	<input checked="" type="checkbox"/>	SATA1/2 Win7-64
	2 Seagate ST3160811AS 3.5" 160GB	<input type="checkbox"/>	<input type="checkbox"/>	<input checked="" type="checkbox"/>	
RAID-1 (HDDx2) Mirror Test	1 Seagate ST380815AS 3.5" 80GB	<input type="checkbox"/>	<input type="checkbox"/>	<input checked="" type="checkbox"/>	SATA1/2 WinXP-64
	2 Seagate ST3160811AS 3.5" 160GB	<input type="checkbox"/>	<input type="checkbox"/>	<input checked="" type="checkbox"/>	
RAID-5 (HDDx3) Striping/Span Test Rotation Parity	1 Seagate ST9160412AS 2.5" 160GB	<input type="checkbox"/>	<input type="checkbox"/>	<input checked="" type="checkbox"/>	SATA1/2/3 WinXP-32
	2 Seagate ST3160811AS 3.5" 160GB	<input type="checkbox"/>	<input type="checkbox"/>	<input checked="" type="checkbox"/>	
	3 Seagate ST380815AS 3.5" 80GB	<input type="checkbox"/>	<input type="checkbox"/>	<input checked="" type="checkbox"/>	
RAID-10 (HDDx4) Striping/Span Test Mirroring	1 Seagate ST9160412AS 2.5" 160GB	<input type="checkbox"/>	<input type="checkbox"/>	<input checked="" type="checkbox"/>	SATA1/2/3/4 Win7-32
	2 Seagate ST3160811AS 3.5" 160GB	<input type="checkbox"/>	<input type="checkbox"/>	<input checked="" type="checkbox"/>	
	3 Seagate ST380815AS 3.5" 80GB	<input type="checkbox"/>	<input type="checkbox"/>	<input checked="" type="checkbox"/>	
	4 Hitachi HDS721050CLA362 500GB	<input type="checkbox"/>	<input type="checkbox"/>	<input checked="" type="checkbox"/>	

1.3.3 Onboard SATA (AHCI) Test

SATA AHCI Test	Result			Note
	Pass	Fail	N/A	
WDC WD6402AAEX-00Z3A0 3.5" 7200rpm 640GB	<input checked="" type="checkbox"/>	<input type="checkbox"/>	<input type="checkbox"/>	
Seagate ST500DM002 3.5" 7200rpm 500GB	<input checked="" type="checkbox"/>	<input type="checkbox"/>	<input type="checkbox"/>	

1.4. CFast Card Compatibility Test

CFast Information	Result			Note
	Pass	Fail	N/A	
Apacer CFast 32GB	<input checked="" type="checkbox"/>	<input type="checkbox"/>	<input type="checkbox"/>	

2. Basic Function Test

2.1. Video Function Test

2.1.1. Single Output Function Test

Hardware Information with Windows 7 Ultimate English Version 32Bit Driver Version											
CPU	Intel® Core™ i7-3770 Processor (8M Cache, 3.40 GHz)										
Memory	Transcend DDR3 1600/8GB CL11 Micron 2FE11 D9QBJ										
HDD	WD WD6402AAEX 3.5"640GB										
VGA1	ASUS VG23AH										
VGA2	BenQ 2410XL										
LVDS	AUO G185XW01 V0										
Color Quality	<input checked="" type="checkbox"/> 16bit <input type="checkbox"/> 24bit <input checked="" type="checkbox"/> 32bit										
Resolution	VGA			DVI/HDMI			LVDS			Note	
	Pass	Fail	N/A	Pass	Fail	N/A	Pass	Fail	N/A		
640X480	<input type="checkbox"/>	<input type="checkbox"/>	<input checked="" type="checkbox"/>	<input type="checkbox"/>	<input type="checkbox"/>	<input checked="" type="checkbox"/>	<input type="checkbox"/>	<input type="checkbox"/>	<input checked="" type="checkbox"/>		
800X600	<input checked="" type="checkbox"/>	<input type="checkbox"/>	<input type="checkbox"/>	<input checked="" type="checkbox"/>	<input type="checkbox"/>	<input type="checkbox"/>	<input type="checkbox"/>	<input type="checkbox"/>	<input checked="" type="checkbox"/>		
1024X768	<input checked="" type="checkbox"/>	<input type="checkbox"/>	<input type="checkbox"/>	<input checked="" type="checkbox"/>	<input type="checkbox"/>	<input type="checkbox"/>	<input checked="" type="checkbox"/>	<input type="checkbox"/>	<input type="checkbox"/>		
1152X864	<input checked="" type="checkbox"/>	<input type="checkbox"/>	<input type="checkbox"/>	<input checked="" type="checkbox"/>	<input type="checkbox"/>	<input type="checkbox"/>	<input type="checkbox"/>	<input type="checkbox"/>	<input checked="" type="checkbox"/>		
1280X600	<input checked="" type="checkbox"/>	<input type="checkbox"/>	<input type="checkbox"/>	<input checked="" type="checkbox"/>	<input type="checkbox"/>	<input type="checkbox"/>	<input type="checkbox"/>	<input type="checkbox"/>	<input checked="" type="checkbox"/>		
1280X720	<input checked="" type="checkbox"/>	<input type="checkbox"/>	<input type="checkbox"/>	<input checked="" type="checkbox"/>	<input type="checkbox"/>	<input type="checkbox"/>	<input type="checkbox"/>	<input type="checkbox"/>	<input checked="" type="checkbox"/>		
1280X768	<input checked="" type="checkbox"/>	<input type="checkbox"/>	<input type="checkbox"/>	<input checked="" type="checkbox"/>	<input type="checkbox"/>	<input type="checkbox"/>	<input type="checkbox"/>	<input type="checkbox"/>	<input checked="" type="checkbox"/>		
1280X960	<input checked="" type="checkbox"/>	<input type="checkbox"/>	<input type="checkbox"/>	<input checked="" type="checkbox"/>	<input type="checkbox"/>	<input type="checkbox"/>	<input type="checkbox"/>	<input type="checkbox"/>	<input checked="" type="checkbox"/>		
1280X1024	<input checked="" type="checkbox"/>	<input type="checkbox"/>	<input type="checkbox"/>	<input checked="" type="checkbox"/>	<input type="checkbox"/>	<input type="checkbox"/>	<input type="checkbox"/>	<input type="checkbox"/>	<input checked="" type="checkbox"/>		
1360X768	<input checked="" type="checkbox"/>	<input type="checkbox"/>	<input type="checkbox"/>	<input checked="" type="checkbox"/>	<input type="checkbox"/>	<input type="checkbox"/>	<input type="checkbox"/>	<input type="checkbox"/>	<input checked="" type="checkbox"/>		
1366X768	<input checked="" type="checkbox"/>	<input type="checkbox"/>	<input type="checkbox"/>	<input checked="" type="checkbox"/>	<input type="checkbox"/>	<input type="checkbox"/>	<input checked="" type="checkbox"/>	<input type="checkbox"/>	<input type="checkbox"/>		
1400X1050	<input checked="" type="checkbox"/>	<input type="checkbox"/>	<input type="checkbox"/>	<input checked="" type="checkbox"/>	<input type="checkbox"/>	<input type="checkbox"/>	<input type="checkbox"/>	<input type="checkbox"/>	<input checked="" type="checkbox"/>		
1600X900	<input checked="" type="checkbox"/>	<input type="checkbox"/>	<input type="checkbox"/>	<input checked="" type="checkbox"/>	<input type="checkbox"/>	<input type="checkbox"/>	<input type="checkbox"/>	<input type="checkbox"/>	<input checked="" type="checkbox"/>		
1600X1200	<input checked="" type="checkbox"/>	<input type="checkbox"/>	<input type="checkbox"/>	<input checked="" type="checkbox"/>	<input type="checkbox"/>	<input type="checkbox"/>	<input type="checkbox"/>	<input type="checkbox"/>	<input checked="" type="checkbox"/>		
1680X1050	<input checked="" type="checkbox"/>	<input type="checkbox"/>	<input type="checkbox"/>	<input checked="" type="checkbox"/>	<input type="checkbox"/>	<input type="checkbox"/>	<input type="checkbox"/>	<input type="checkbox"/>	<input checked="" type="checkbox"/>		
1792X1344	<input type="checkbox"/>	<input type="checkbox"/>	<input checked="" type="checkbox"/>	<input type="checkbox"/>	<input type="checkbox"/>	<input checked="" type="checkbox"/>	<input type="checkbox"/>	<input type="checkbox"/>	<input checked="" type="checkbox"/>		
1856X1392	<input type="checkbox"/>	<input type="checkbox"/>	<input checked="" type="checkbox"/>	<input type="checkbox"/>	<input type="checkbox"/>	<input checked="" type="checkbox"/>	<input type="checkbox"/>	<input type="checkbox"/>	<input checked="" type="checkbox"/>		
1920X1080	<input checked="" type="checkbox"/>	<input type="checkbox"/>	<input type="checkbox"/>	<input checked="" type="checkbox"/>	<input type="checkbox"/>	<input type="checkbox"/>	<input checked="" type="checkbox"/>	<input type="checkbox"/>	<input type="checkbox"/>		
1920X1200	<input checked="" type="checkbox"/>	<input type="checkbox"/>	<input type="checkbox"/>	<input checked="" type="checkbox"/>	<input type="checkbox"/>	<input type="checkbox"/>	<input type="checkbox"/>	<input type="checkbox"/>	<input checked="" type="checkbox"/>		
1920X1440	<input type="checkbox"/>	<input type="checkbox"/>	<input checked="" type="checkbox"/>	<input type="checkbox"/>	<input type="checkbox"/>	<input checked="" type="checkbox"/>	<input type="checkbox"/>	<input type="checkbox"/>	<input checked="" type="checkbox"/>		
2048X1536	<input type="checkbox"/>	<input type="checkbox"/>	<input checked="" type="checkbox"/>	<input type="checkbox"/>	<input type="checkbox"/>	<input checked="" type="checkbox"/>	<input type="checkbox"/>	<input type="checkbox"/>	<input checked="" type="checkbox"/>		
Rotation	<input checked="" type="checkbox"/>	<input type="checkbox"/>	<input type="checkbox"/>	<input checked="" type="checkbox"/>	<input type="checkbox"/>	<input type="checkbox"/>	<input checked="" type="checkbox"/>	<input type="checkbox"/>	<input type="checkbox"/>		Rotation (0 / 90 /180 /270)

Note: Pay attention to Full Screen under POST screen and Text Mode.

2.1.2. Dual Output Function Test

Selection	Output	Result			Note
		Pass	Fail	N/A	
Dual Display Clone	VGA1 + LVDS	<input checked="" type="checkbox"/>	<input type="checkbox"/>	<input type="checkbox"/>	
Dual Display Twin		<input type="checkbox"/>	<input type="checkbox"/>	<input checked="" type="checkbox"/>	
Extended Desktop		<input checked="" type="checkbox"/>	<input type="checkbox"/>	<input type="checkbox"/>	
Dual Display Clone	VGA1+ VGA2	<input checked="" type="checkbox"/>	<input type="checkbox"/>	<input type="checkbox"/>	
Dual Display Twin		<input type="checkbox"/>	<input type="checkbox"/>	<input checked="" type="checkbox"/>	
Extended Desktop		<input checked="" type="checkbox"/>	<input type="checkbox"/>	<input type="checkbox"/>	
Dual Display Clone	VGA2 + LVDS	<input checked="" type="checkbox"/>	<input type="checkbox"/>	<input type="checkbox"/>	
Dual Display Twin		<input type="checkbox"/>	<input type="checkbox"/>	<input checked="" type="checkbox"/>	
Extended Desktop		<input checked="" type="checkbox"/>	<input type="checkbox"/>	<input type="checkbox"/>	

2.1.3. Video Resolution Test

Test points:

1. Power on without inserting any VGA connector until system reaches Windows desktop
2. Plug VGA connector into test machine while the system is booting to Windows then check VGA driver and display
3. Check brightness level and screen behavior of the monitor connected VGA output The phenomena, normal "Ghost Image" or "Flicker" should be watched carefully.

	Result			Note
	Pass	Fail	N/A	
In Windows Desktop	<input checked="" type="checkbox"/>	<input type="checkbox"/>	<input type="checkbox"/>	

2.1.4. Video Resolution Test

LVDS Model		Result			Note
		Pass	Fail	N/A	
LVDS	1_AUO G065VN01 V.0 / 6.5" / 640x480 / 18bit (4:3)	<input type="checkbox"/>	<input type="checkbox"/>	<input checked="" type="checkbox"/>	
	2_AUO G065VN01 V.0 / 6.5" / 640x480 / 24bit (4:3)	<input type="checkbox"/>	<input type="checkbox"/>	<input checked="" type="checkbox"/>	
	3_Data Image 7" / 800*480 / 18bit (16:9)	<input type="checkbox"/>	<input type="checkbox"/>	<input checked="" type="checkbox"/>	
	4_AU G084SN05 V.3 / 8.4" / 800*600 / 18bit (4:3)	<input type="checkbox"/>	<input type="checkbox"/>	<input checked="" type="checkbox"/>	
	5_AU B104SN02 V.0 / 10.4" / 800*600 / 18bit (4:3)	<input type="checkbox"/>	<input type="checkbox"/>	<input checked="" type="checkbox"/>	
	6_AUO G084SN05 v7 / 8.4" / 800*600 / 24bit (4:3)	<input type="checkbox"/>	<input type="checkbox"/>	<input checked="" type="checkbox"/>	
	7_AU G150XG01 V.0 / 15" / 1024*768 / 18bit (4:3)	<input checked="" type="checkbox"/>	<input type="checkbox"/>	<input type="checkbox"/>	
	8_AU M150XN07 V.2 / 15" / 1024x768 / 24bit (4:3)	<input checked="" type="checkbox"/>	<input type="checkbox"/>	<input type="checkbox"/>	
	9_Toshiba /12.1"/1280 x 768 x 18bit (16:9)	<input type="checkbox"/>	<input type="checkbox"/>	<input checked="" type="checkbox"/>	
	10_AU M170EG01 V.D/ 17" / 1280*1024 / 48bit (4:3)	<input type="checkbox"/>	<input type="checkbox"/>	<input checked="" type="checkbox"/>	
	11_AU M170XW01 V.1 / 17" / 1280x768 / 24bit (16:9)	<input type="checkbox"/>	<input type="checkbox"/>	<input checked="" type="checkbox"/>	
	12_AUO G185XW01 / 18" / 1366x768 / 24bit	<input checked="" type="checkbox"/>	<input type="checkbox"/>	<input type="checkbox"/>	
	13_AU M201UN02 V.5 / 20.1" / 1600x1200x48bit	<input type="checkbox"/>	<input type="checkbox"/>	<input checked="" type="checkbox"/>	
	14_AUO T370HW01 / 37" / 1920x1080 / 48bit	<input checked="" type="checkbox"/>	<input type="checkbox"/>	<input type="checkbox"/>	
	15_AUO M190PW01 V0 / 19"/1440X900/48 bit	<input type="checkbox"/>	<input type="checkbox"/>	<input checked="" type="checkbox"/>	







2.2. Audio Function Test

[] No Support

Function Test	Result			Note
	Pass	Fail	N/A	
L (Left) Channel	<input checked="" type="checkbox"/>	<input type="checkbox"/>	<input type="checkbox"/>	
R (Right) Channel	<input checked="" type="checkbox"/>	<input type="checkbox"/>	<input type="checkbox"/>	
CD_In	<input type="checkbox"/>	<input type="checkbox"/>	<input checked="" type="checkbox"/>	
Line In	<input checked="" type="checkbox"/>	<input type="checkbox"/>	<input type="checkbox"/>	
MICROPHONE	<input checked="" type="checkbox"/>	<input type="checkbox"/>	<input type="checkbox"/>	
6-channel mode for 5.1 speaker output	<input type="checkbox"/>	<input type="checkbox"/>	<input checked="" type="checkbox"/>	
8-channel mode for 7.1 speaker output	<input type="checkbox"/>	<input type="checkbox"/>	<input checked="" type="checkbox"/>	
S/P DIF function Test	Input	<input type="checkbox"/>	<input type="checkbox"/>	<input checked="" type="checkbox"/>
	Output	<input type="checkbox"/>	<input type="checkbox"/>	<input checked="" type="checkbox"/>

2.3. LAN Function Test

[] No Support

Connect two computers via different speed LAN HUB by using "Ping" instruction (1000 times)										
1000MBps LAN HUB		D-Link DGS-1008D								
100MBps LAN HUB		HP J4095A 24 Ports								
10MBps LAN HUB		SVEC FD916H								
OnBoard LAN1		Realtek RTL 8111E 10/100/1000MB					MAC Address		00-07-32-19-70-73	
OnBoard LAN2		Realtek RTL 8111E 10/100/1000MB					MAC Address		00-E0-4C-68-00-D4	
LAN Speed	Link / Speed LED	Active LED	LAN 1			LAN 2			Note	
			Pass	Fail	N/A	Pass	Fail	N/A		
1000MBps			<input checked="" type="checkbox"/>	<input type="checkbox"/>	<input type="checkbox"/>	<input checked="" type="checkbox"/>	<input type="checkbox"/>	<input type="checkbox"/>		
100MBps			<input checked="" type="checkbox"/>	<input type="checkbox"/>	<input type="checkbox"/>	<input checked="" type="checkbox"/>	<input type="checkbox"/>	<input type="checkbox"/>		
10MBps			<input checked="" type="checkbox"/>	<input type="checkbox"/>	<input type="checkbox"/>	<input checked="" type="checkbox"/>	<input type="checkbox"/>	<input type="checkbox"/>		
Wake On LAN			<input checked="" type="checkbox"/>	<input type="checkbox"/>	<input type="checkbox"/>	<input checked="" type="checkbox"/>	<input type="checkbox"/>	<input type="checkbox"/>		
Boot ROM to Novell 4.11 [RPL]			<input type="checkbox"/>	<input type="checkbox"/>	<input checked="" type="checkbox"/>	<input type="checkbox"/>	<input type="checkbox"/>	<input checked="" type="checkbox"/>		
LAN Boot (PXE)			<input checked="" type="checkbox"/>	<input type="checkbox"/>	<input type="checkbox"/>	<input checked="" type="checkbox"/>	<input type="checkbox"/>	<input type="checkbox"/>		
Internet Browser (DHCP Server)			<input checked="" type="checkbox"/>	<input type="checkbox"/>	<input type="checkbox"/>	<input checked="" type="checkbox"/>	<input type="checkbox"/>	<input type="checkbox"/>		

2.3.2. Throughput Test

DUT Platform Information:

<input type="checkbox"/>	Fedora Core 13
<input type="checkbox"/>	Cent 5.5
<input checked="" type="checkbox"/>	Ubuntu 10.10 – Kernel 2.6.35-22-generic
<input type="checkbox"/>	Red Hat

Note : Connection-Level Performance (Interaction Constants Duration Time Set to 60 Sec.)

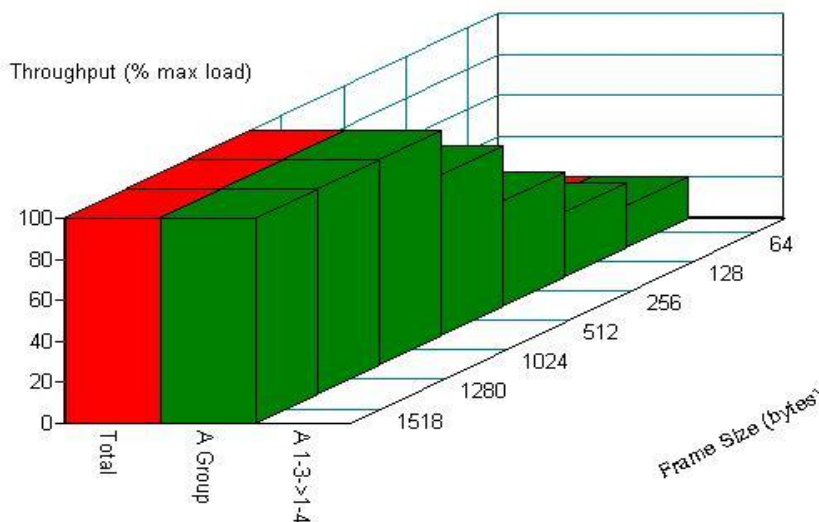
Graphics Media	Ubuntu 10.10 Default setting
LAN	LAN2→ Realtek RTL 8111E 10/100/1000MB Ethernet: 8.031.00-NAPI
	LAN2→ Realtek RTL 8111E 10/100/1000MB Ethernet: 8.031.00-NAPI
Audio Driver	Ubuntu 10.10 Default setting

SMB Platform Information:

Chassis	SPIRENT Smartbits 600B
Chassis Version	2.80.003 (Cur) 2.50.000
Chassis Serial #	06014047
Library	6.00-29
API	5.50.42.01
File	0550042
Module	2 * LAN-3324A SmartMetrics XD 4-Port 10/100/1000Base-T Gigabit Ethernet
Test Software	SmartFlow5.50.42.1

Test Result:

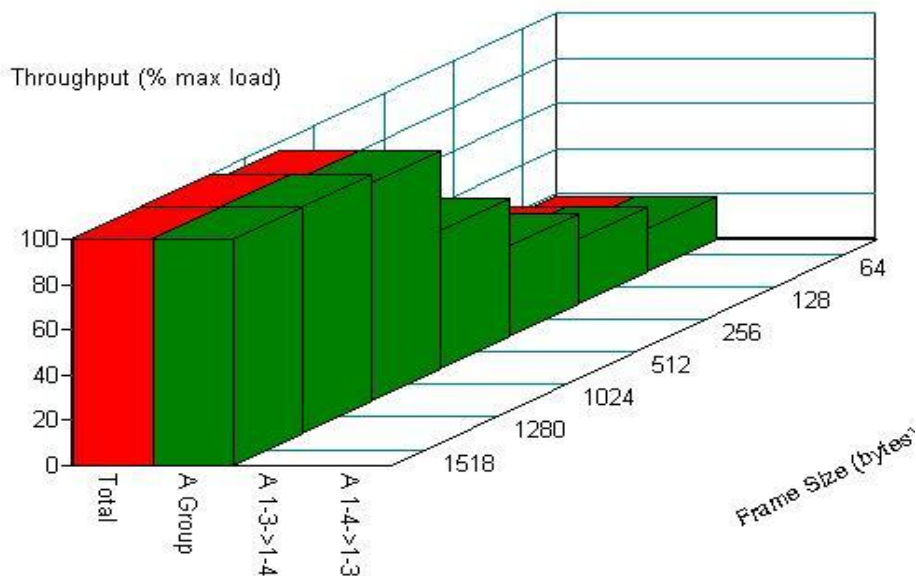
1. Half Direction (LAN1: Realtek RTL 8111E 10/100/1000MB Ethernet → LAN2: Realtek RTL 8111E 10/100/1000MB)



Throughput vs Frame Size

<u>Name/Frame size</u>	<u>64</u>	<u>128</u>	<u>256</u>	<u>512</u>	<u>1024</u>	<u>1280</u>	<u>1518</u>
Total	19.5625	31.1640625	50.5	77.5703125	100	100	100
A Group	19.5625	31.1640625	50.5	77.5703125	100	100	100
A 1-3->1-4	N/A	N/A	N/A	N/A	N/A	N/A	N/A

2. Binary Direction (LAN2: Realtek RTL 8111E 10/100/1000MB ↔ LAN2: Realtek RTL 8111E 10/100/1000MB)



Throughput vs Frame Size

<u>Name/Frame size</u>	<u>64</u>	<u>128</u>	<u>256</u>	<u>512</u>	<u>1024</u>	<u>1280</u>	<u>1518</u>
Total	18.7890625	28.0703125	39.671875	60.5546875	96.1328125	100	100
A Group	18.7890625	28.0703125	39.671875	60.5546875	96.1328125	100	100
A 1-3->1-4	N/A	N/A	N/A	N/A	N/A	N/A	N/A
A 1-4->1-3	N/A	N/A	N/A	N/A	N/A	N/A	N/A

2.4. Jumper Setting Test

Function Test		Result			Note
		Pass	Fail	N/A	
J1- LVDS panel voltage selection		<input checked="" type="checkbox"/>	<input type="checkbox"/>	<input type="checkbox"/>	5V/3.3V
J2- Inverter voltage selection		<input checked="" type="checkbox"/>	<input type="checkbox"/>	<input type="checkbox"/>	12V/5V
J3- Inverter Backlight control selection		<input checked="" type="checkbox"/>	<input type="checkbox"/>	<input type="checkbox"/>	DC CTL/PWM CTL
J5- COM4 Ring/+5V/+12V selection		<input checked="" type="checkbox"/>	<input type="checkbox"/>	<input type="checkbox"/>	12V/5V/RI
ATX/AT selection		<input checked="" type="checkbox"/>	<input type="checkbox"/>	<input type="checkbox"/>	
CLRTC1- RTC jump		<input checked="" type="checkbox"/>	<input type="checkbox"/>	<input type="checkbox"/>	
F_PANEL - Front plane	1-3 HDD LED	<input checked="" type="checkbox"/>	<input type="checkbox"/>	<input type="checkbox"/>	
	2-4 Power LED	<input checked="" type="checkbox"/>	<input type="checkbox"/>	<input type="checkbox"/>	
	5-7 HWRST Button	<input checked="" type="checkbox"/>	<input type="checkbox"/>	<input type="checkbox"/>	
	6-8 Power Button	<input checked="" type="checkbox"/>	<input type="checkbox"/>	<input type="checkbox"/>	

3. Integration Test

	Hardware Information with Windows 7 Ultimate English Version 32Bit Driver Version
CPU	Intel® Core™ i7-3770K Processor (8M Cache, 3.50 GHz)
Memory	Transcend DDR3 1333 8GB Micro IVD22 D9PBC *2 (Total 16GB, Win7_32 use 3.92GB)
HDD	WDC WD6402AAEX-00Z3A0 3.5" 7200rpm 640GB
	Chipset Information with Windows 7 Ultimate English Version 32Bit Driver Version
Chipset Software	Intel(R) Chipset Device Software 9.3.0.1019(2011/12/6)
PCH Bridge	Intel(R) H61
Super IO Chipset	Fintek F81866D
VGA Chipset	Intel(R) HD Graphics 8.15.10.2622(2012/01/10)
Audio Chipset	Realtek High Definition Audio 6.0.1.6526(2011/12/13)
Ethernet Chipset	Realtek PCIe GBE Family Controller 7.50.1123.2011 (2011/11/23)

3.1. USB Port Integration Test

Item	USB Port	Boot			Function(XP)			Note
		Pass	Fail	N/A	Pass	Fail	N/A	
USB HDD		<input checked="" type="checkbox"/>	<input type="checkbox"/>	<input type="checkbox"/>	<input checked="" type="checkbox"/>	<input type="checkbox"/>	<input type="checkbox"/>	
USB FDD Mitsumi D353GUE		<input checked="" type="checkbox"/>	<input type="checkbox"/>	<input type="checkbox"/>	<input checked="" type="checkbox"/>	<input type="checkbox"/>	<input type="checkbox"/>	
Asus SDRW-08D2S-U USB2.0 DVD-R/W 8X		<input checked="" type="checkbox"/>	<input type="checkbox"/>	<input type="checkbox"/>	<input checked="" type="checkbox"/>	<input type="checkbox"/>	<input type="checkbox"/>	
USB Hub Test (Connect USB Device) HUB Port1: USB Keyboard / HUB Port2: USB Mouse / HUB Port3: USB HDD								
USB 2.0 HUB PowerSync / USB 2.0 4 Port HU-155					<input checked="" type="checkbox"/>	<input type="checkbox"/>	<input type="checkbox"/>	

3.2. Digital I/O Port Test

DIO Address	Result			Note
	Pass	Fail	N/A	
DIO VCC +5V	<input checked="" type="checkbox"/>	<input type="checkbox"/>	<input type="checkbox"/>	

3.3. COM Port Integration Test

Test Item	Result			Note
	Pass	Fail	N/A	
Serial Modem Dial Out	<input checked="" type="checkbox"/>	<input type="checkbox"/>	<input type="checkbox"/>	
Serial Modem	Ring In	<input checked="" type="checkbox"/>	<input type="checkbox"/>	Tested with Modem
	+12V	<input checked="" type="checkbox"/>	<input type="checkbox"/>	Test with Multimeter (COM4)
	+5V	<input checked="" type="checkbox"/>	<input type="checkbox"/>	Test with Multimeter (COM4)

3.4. RS-422 / RS-485 Test

Test Item	Result			Note
	Pass	Fail	N/A	
RS-422 for COM2	<input checked="" type="checkbox"/>	<input type="checkbox"/>	<input type="checkbox"/>	Use loopback and WINSSD.exe to test RS-422 port in Windows
	<input checked="" type="checkbox"/>	<input type="checkbox"/>	<input type="checkbox"/>	The communication between the RS-422 ports of two boards is linked with one 1200M cable on Windows Terminal
RS-485 for COM2	<input checked="" type="checkbox"/>	<input type="checkbox"/>	<input type="checkbox"/>	Use ICP CON I-7044D D/I/O Module in Windows(Support Auto flow control)
	<input checked="" type="checkbox"/>	<input type="checkbox"/>	<input type="checkbox"/>	The communication between the RS-485 ports of two boards is linked with one 1200M cable on Windows Terminal

3.5. LPT Port Test

Test Item	Result			Note
	Pass	Fail	N/A	
XEROX Phaser 3124 Laser Printer	<input checked="" type="checkbox"/>	<input type="checkbox"/>	<input type="checkbox"/>	H/W LPT Type

3.6. Burn In Test

Under Room Temperature: 26 °C

Test Item	Result			Note
	Pass	Fail	N/A	
Burn In Test V7.0 Pro	<input checked="" type="checkbox"/>	<input type="checkbox"/>	<input type="checkbox"/>	Windows 7 Ultimate SP1 English Version 32Bit

Note: COM PORT Baud Rate is set to 115200 bauds.

4. Application Test

4.1. PCI Slot Function (PCI Adapter Card) Test

Adapter VGA Card	Set Simultaneous Display and Reboot			Note
	Pass	Fail	N/A	
CHAINTECH NVIDIA GeForce4 MX440-8X	<input type="checkbox"/>	<input type="checkbox"/>	<input checked="" type="checkbox"/>	
Adapter Sound Card	Play Sound			Note
	Pass	Fail	N/A	
Creative Sound BLASTER Live5.1	<input checked="" type="checkbox"/>	<input type="checkbox"/>	<input type="checkbox"/>	
Adapter SCSI Card	Copy files to SCSI HDD			Note
	Pass	Fail	N/A	
ADAPTEC Ultra160 SCSI ASC-29160	<input checked="" type="checkbox"/>	<input type="checkbox"/>	<input type="checkbox"/>	
Adapter USB2.0 Card	Connect to CCD			Note
	Pass	Fail	N/A	
D-Link DU-520	<input checked="" type="checkbox"/>	<input type="checkbox"/>	<input type="checkbox"/>	
Adapter LAN Card	Connect to Internet			Note
	Pass	Fail	N/A	
Intel PRO/100+ Management Adapter	<input checked="" type="checkbox"/>	<input type="checkbox"/>	<input type="checkbox"/>	
IBM 10/100 EtherJet PCI Management Adapter	<input checked="" type="checkbox"/>	<input type="checkbox"/>	<input type="checkbox"/>	
Adapter RAID Card	RAID 0 , 1 , 10 Function Test			Note
	Pass	Fail	N/A	
ADAPTEC 1420SA RoHS 4-Port SATA II RAID	<input type="checkbox"/>	<input type="checkbox"/>	<input checked="" type="checkbox"/>	

4.2. PCI-Express Function Test

PCI-Express x1	Function Test			Note
	Pass	Fail	N/A	
SUNIX SATA1414 eSATA & SATAII x1Express card	<input checked="" type="checkbox"/>	<input type="checkbox"/>	<input type="checkbox"/>	
Uptech UTB230 USB3.0 card	<input checked="" type="checkbox"/>	<input type="checkbox"/>	<input type="checkbox"/>	
DigiFusion PES311A SATAIII card	<input checked="" type="checkbox"/>	<input type="checkbox"/>	<input type="checkbox"/>	
Intel GIGABIT CT DESKTOP ADAPTER LAN Card	<input checked="" type="checkbox"/>	<input type="checkbox"/>	<input type="checkbox"/>	
PCI-Express x4	Function Test			Note
	Pass	Fail	N/A	
Adaptec AAR-1430SA SATAII HostRAID Controllers PCI-Express x4 RAID Card	<input checked="" type="checkbox"/>	<input type="checkbox"/>	<input type="checkbox"/>	
Intel Gigabit ET2 Quad port SVR adapter	<input checked="" type="checkbox"/>	<input type="checkbox"/>	<input type="checkbox"/>	
PCI-Express x16	Function Test			Note
	Pass	Fail	N/A	
ASUS GT620-1GD3-L-V2 (NVIDIA Chipset) PCI-Express x16 VGA Card	<input checked="" type="checkbox"/>	<input type="checkbox"/>	<input type="checkbox"/>	Gen2
ASUS GTX680-2GD5 (NVIDIA Chipset) PCI-Express x16 VGA Card	<input checked="" type="checkbox"/>	<input type="checkbox"/>	<input type="checkbox"/>	Gen3
Express card	Function Test			Note
	Pass	Fail	N/A	
SUNIX SATA II Express card	<input type="checkbox"/>	<input type="checkbox"/>	<input checked="" type="checkbox"/>	
SunBox 34mm Giga LAN Express Card	<input type="checkbox"/>	<input type="checkbox"/>	<input checked="" type="checkbox"/>	
Mini PCI Express Card	Function Test			Note
	Pass	Fail	N/A	

Ralink RT2571WF WLAN Mini Card (USB Interface)	<input type="checkbox"/>	<input type="checkbox"/>	<input checked="" type="checkbox"/>	
Sil3132 Mini PCI-E Function Test Card	<input type="checkbox"/>	<input type="checkbox"/>	<input checked="" type="checkbox"/>	
SIERRA WIRELESS MC8790 (3G)	<input type="checkbox"/>	<input type="checkbox"/>	<input checked="" type="checkbox"/>	
Aether COM-ME232s2 serial port PCI-E interface)	<input type="checkbox"/>	<input type="checkbox"/>	<input checked="" type="checkbox"/>	
AzureWave AW-NE768H 802.11 b/g/n wireless card (PCI-E interface)	<input checked="" type="checkbox"/>	<input type="checkbox"/>	<input type="checkbox"/>	
AzureWave AW-NB041H Wireless + BT (PCI-E+USB interface)	<input checked="" type="checkbox"/>	<input type="checkbox"/>	<input type="checkbox"/>	

4.3. Mini PCI Card Compatibility Test

Device Item	Function Test			Note
	Pass	Fail	N/A	
Mini PCI.10/100 Base-Tx LAN (W/Intel.82551QM .A1.0) (Model:PER-C10L)	<input type="checkbox"/>	<input type="checkbox"/>	<input checked="" type="checkbox"/>	
GM-101 WLAN 11b/g 54Mbps Mini PCI Card (Model: VNT6655AM)	<input type="checkbox"/>	<input type="checkbox"/>	<input checked="" type="checkbox"/>	
ADLINK mPCI-8750 ATI Rage XL Mini PCI VGA Card	<input type="checkbox"/>	<input type="checkbox"/>	<input checked="" type="checkbox"/>	

4.4. CardBus (PCMCIA) Compatibility Function Test

Device Item	Bit	Function Test			Note
		Pass	Fail	N/A	
Intel PRO/Wireless 2011B LAN PC Card (WPC2011BWW)	Slot 1 (Up)	<input type="checkbox"/>	<input type="checkbox"/>	<input checked="" type="checkbox"/>	[PC-200200]
	Slot 2 (Down)	<input type="checkbox"/>	<input type="checkbox"/>	<input checked="" type="checkbox"/>	
Kingston datapack DP-PCM2 / 2GB (PC Card TypeII HDD)	Slot 1 (Up)	<input type="checkbox"/>	<input type="checkbox"/>	<input checked="" type="checkbox"/>	[PC-200201]
	Slot 2 (Down)	<input type="checkbox"/>	<input type="checkbox"/>	<input checked="" type="checkbox"/>	
PCI GW-NS54SG Cardbus Adapter Wireless LAN Type-II	Slot 1 (Up)	<input type="checkbox"/>	<input type="checkbox"/>	<input checked="" type="checkbox"/>	[PC-200502]
	Slot 2 (Down)	<input type="checkbox"/>	<input type="checkbox"/>	<input checked="" type="checkbox"/>	
PCI GW-NS54SG Cardbus Adapter Wireless LAN Type-II	Slot 2 (Down)	<input type="checkbox"/>	<input type="checkbox"/>	<input checked="" type="checkbox"/>	[PC-200502]

4.5. ISA Slot Function Test

Test Item		Result			Note
		Pass	Fail	N/A	
SCSI Card	Adaptec AHA-1520B SCSI Card	<input type="checkbox"/>	<input type="checkbox"/>	<input checked="" type="checkbox"/>	[SS-002]
LAN Card	NE2000 Compatible LAN Card (RTL8019AS)	<input type="checkbox"/>	<input type="checkbox"/>	<input checked="" type="checkbox"/>	[NW-014]
VGA Card	CIRRUS LOGIC 5429 FCC ID:ICUVGA-GWV27A	<input type="checkbox"/>	<input type="checkbox"/>	<input checked="" type="checkbox"/>	[VC-008]

4.6. Adapter Compatibility- Industry Control Card PC/104, PC/104+, PCI-104

4.6.1. Device List: PC/104 Module

Test Item	Result			Note
	Pass	Fail	N/A	
AAEON PCM-3660	<input type="checkbox"/>	<input type="checkbox"/>	<input checked="" type="checkbox"/>	

4.6.2. Device List: PC/104+ Module

Test Item	Result			Note
	Pass	Fail	N/A	
AAEON PCM-3430	<input type="checkbox"/>	<input type="checkbox"/>	<input checked="" type="checkbox"/>	

4.6.3. Device List: PCI-104 Module

Test Item	Result			Note
	Pass	Fail	N/A	
AAEON PCM-3730	<input type="checkbox"/>	<input type="checkbox"/>	<input checked="" type="checkbox"/>	

4.6.4. Device List: PCI/104 Express Module

Test Item	Result			Note
	Pass	Fail	N/A	
AAEON PER-123	<input type="checkbox"/>	<input type="checkbox"/>	<input checked="" type="checkbox"/>	

4.7. SSD Modules Compatibility Test

SSD HDD Compatibility Test:

Cable Type: IDE SATA2 MLC SLC

Test Item	Result			Note
	Pass	Fail	N/A	
Transcend SSD 16G - TS16GSSD25S	<input checked="" type="checkbox"/>	<input type="checkbox"/>	<input type="checkbox"/>	

4.8. mSATA Modules Compatibility Test

Test Item		Result			Note
		Pass	Fail	N/A	
Transcend mSATA TS32GMSA300	32GB	<input type="checkbox"/>	<input type="checkbox"/>	<input checked="" type="checkbox"/>	
InnoDisk mSATA DRPS-32GJ20BC1QN	32GB	<input type="checkbox"/>	<input type="checkbox"/>	<input checked="" type="checkbox"/>	

4.9. Peripheral Compatibility- Storage Device Test

4.9.1. Disk on Chip (DOC) Test

Test Item		Result			Note
		Pass	Fail	N/A	
DOC 2000 Model	16MB	<input type="checkbox"/>	<input type="checkbox"/>	<input checked="" type="checkbox"/>	M-System / MD2200-D16
DOC 2000 Onboard Address	CC00	<input type="checkbox"/>	<input type="checkbox"/>	<input checked="" type="checkbox"/>	
	D000	<input type="checkbox"/>	<input type="checkbox"/>	<input checked="" type="checkbox"/>	
	D400	<input type="checkbox"/>	<input type="checkbox"/>	<input checked="" type="checkbox"/>	
	D800	<input type="checkbox"/>	<input type="checkbox"/>	<input checked="" type="checkbox"/>	

	DC00	<input type="checkbox"/>	<input type="checkbox"/>	<input checked="" type="checkbox"/>	
--	------	--------------------------	--------------------------	-------------------------------------	--

4.9.2. Disk on module (DOM) Test

Test Item	Result			Note
	Pass	Fail	N/A	
Transcend / TS512MDOM40V / 512MB / IDE 40 Pin	<input type="checkbox"/>	<input type="checkbox"/>	<input checked="" type="checkbox"/>	
Transcend / TS512MDOM44V / 512MB / IDE 44 Pin	<input type="checkbox"/>	<input type="checkbox"/>	<input checked="" type="checkbox"/>	

4.10. Riser Card Function Test

Test Item	Result			Note
	Pass	Fail	N/A	
LAN	<input type="checkbox"/>	<input type="checkbox"/>	<input checked="" type="checkbox"/>	
PCI Slot	<input type="checkbox"/>	<input type="checkbox"/>	<input checked="" type="checkbox"/>	
PCI-e Slot	<input type="checkbox"/>	<input type="checkbox"/>	<input checked="" type="checkbox"/>	

5. Power Consumption Test

Hardware Information with Windows 7 Ultimate English Version 32Bit Driver Version	
CPU	Intel® Core™ i7-2600 Processor (3M Cache, 2.70 GHz)
Memory	Transcend DDR3 1333 8GB Micro IVD22 D9PBC *2 (Total 16GB, Win7_32 use 3.92GB)
HDD	WDC WD6402AAEX-00Z3A0 3.5" 7200rpm 640GB

5.1. AT/ATX Power Consumption

Test Equipment	
Equipment	Programmable power supply
Manufacturer	GW INSTEK
Model name	PSH-3630

Test Environment					
Power Model	Zippy HG2-6400P 400W				
Keyboard	USB Microsoft 1366				
Mouse	USB Microsoft 1113				
24Pin ATX Mode	Voltage(V)	Current(A)		Total Watt(W)	Note
Power on (Max)	+12V	5.52	A	74.27 (W)	
	+5V	0.34			
	+3.3V	1.51			
	5VSB	0.27			
Windows 7 SP1 32bit Idle mode	+12V	1.62	A	26.51 (W)	
	+5V	0.28			
	+3.3V	1.40			
	5VSB	0.21			
Suspend in Window7 (S3)	+12V	0	A	0.9 (W)	
	+5V	0			
	+3.3V	0			
	5VSB	0.18			
(Full Loading Mode) Windows 7 SP1 with Prime 95 Full Loading Test	+12V	9.73	A	125.62 (W)	Prime95 Version 259 1.26
	+5V	0.33			
	+3.3V	1.57			
	5VSB	0.28			
Power off (S5 mode)	5VSB	0.05	A	0.25(W)	
Power off (S5 mode)— ErP/EuP Enabled	5VSB	0.01	A	0.05(W)	ErP/EuP 2.0 < 0.5W

5.2. PC Health Status

Test Point: The value between Actual Voltage and Voltage Monitor must be +/- 5%

Voltage Monitoring Test	Result			BIOS	Actual	Note
	Pass	Fail	N/A			
CPU Temperature	<input checked="" type="checkbox"/>	<input type="checkbox"/>	<input type="checkbox"/>	33°C	30°C	
MB Temperature	<input checked="" type="checkbox"/>	<input type="checkbox"/>	<input type="checkbox"/>	34°C	31°C	
CPU FAN Speed	<input checked="" type="checkbox"/>	<input type="checkbox"/>	<input type="checkbox"/>	1872 RPM	N/A RPM	
SYSTEM FAN Speed	<input checked="" type="checkbox"/>	<input type="checkbox"/>	<input type="checkbox"/>	1867 RPM	N/A RPM	
CPU Voltage	<input checked="" type="checkbox"/>	<input type="checkbox"/>	<input type="checkbox"/>	0.944V	0.97V	
3.3V Voltage	<input checked="" type="checkbox"/>	<input type="checkbox"/>	<input type="checkbox"/>	3.363V	3.40V	
5V Voltage	<input checked="" type="checkbox"/>	<input type="checkbox"/>	<input type="checkbox"/>	5.171V	5.02V	
12V Voltage	<input checked="" type="checkbox"/>	<input type="checkbox"/>	<input type="checkbox"/>	12.144V	12.03V	

6. Time Accuracy Test

6.1. System Clock & RTC Clock Test

Under Room Temperature: 26 °C

Function	Item	Time Interval	Criteria	Actual	Result			Note
					Pass	Fail	N/A	
RTC Clock in Power On Mode		24 hrs	+/-2 sec	-1 Sec	<input checked="" type="checkbox"/>	<input type="checkbox"/>	<input type="checkbox"/>	
RTC Clock in Power Off Mode		24 hrs	+/-2 sec	-0.5 Sec	<input checked="" type="checkbox"/>	<input type="checkbox"/>	<input type="checkbox"/>	

6.2. Booting Timer Test

Installation	Actual	Note
System Booting Time	3.5 Sec	Period for "Beep" starting to Sound after pressing Power Button.

6.3. Watchdog Timer Test

Use Function as below:

[] No Support.

Time-Out Interval	Criteria	Actual	Result			Note
			Pass	Fail	N/A	
10 sec	+/-2 sec	10.35 Sec	<input checked="" type="checkbox"/>	<input type="checkbox"/>	<input type="checkbox"/>	1. 選擇 F4 IO/IO SPACE/位置輸入 0x0A10 2. Offset:0X0A 的 bit0 填 1(enable Watchdog time out output via WDTRST#) 3. Offset:0X06 填 WDT 的秒數 4. Offset:0X05 填 0x20 Enable WDT function
60 sec	+/-2 sec	60.55 Sec	<input checked="" type="checkbox"/>	<input type="checkbox"/>	<input type="checkbox"/>	
255 sec	+/-2 sec	255.6 Sec	<input checked="" type="checkbox"/>	<input type="checkbox"/>	<input type="checkbox"/>	

Note : Under Room Temperature: 26°C / DOS Mode

7. O.S. Compatibility Test

7.1. English Fedora 15 Kernel 2.6.38.6-26.fc15.i686

[] No Support

Driver Information:

Chipset Software	English Fedora 15 default driver
Graphics Media	English Fedora 15 default driver
Audio Driver	English Fedora 15 default driver
LAN Driver	English Fedora 15 default driver

Install OS to SATA HDD:

Installation	Result			Note
	Pass	Fail	N/A	
English Fedora 15 Kernel 2.6.38.6-26.fc15.i686	<input checked="" type="checkbox"/>	<input type="checkbox"/>	<input type="checkbox"/>	Type uname -a

Test Result:

Test Item	Result			Note
	Pass	Fail	N/A	
Display Function Test				
VGA1 – Full Screen	<input checked="" type="checkbox"/>	<input type="checkbox"/>	<input type="checkbox"/>	
VGA2 – Full Screen	<input checked="" type="checkbox"/>	<input type="checkbox"/>	<input type="checkbox"/>	
LVDS -- Full Screen	<input checked="" type="checkbox"/>	<input type="checkbox"/>	<input type="checkbox"/>	
Network Function Test				
Connect to Internet – LAN 1	<input checked="" type="checkbox"/>	<input type="checkbox"/>	<input type="checkbox"/>	
Connect to Internet – LAN 2	<input checked="" type="checkbox"/>	<input type="checkbox"/>	<input type="checkbox"/>	
Audio Function Test				
Play Audio Function Test	<input checked="" type="checkbox"/>	<input type="checkbox"/>	<input type="checkbox"/>	Play Audio Test
Base Function Test				
Mouse Test	<input checked="" type="checkbox"/>	<input type="checkbox"/>	<input type="checkbox"/>	USB
Keyboard Test	<input checked="" type="checkbox"/>	<input type="checkbox"/>	<input type="checkbox"/>	USB
Console Redirection	<input type="checkbox"/>	<input type="checkbox"/>	<input checked="" type="checkbox"/>	
CD-ROM Test	<input checked="" type="checkbox"/>	<input type="checkbox"/>	<input type="checkbox"/>	USB DVD ROM
USB 2.0 Removable Devices	<input checked="" type="checkbox"/>	<input type="checkbox"/>	<input type="checkbox"/>	
X Windows Application				
Start Button Office	<input checked="" type="checkbox"/>	<input type="checkbox"/>	<input type="checkbox"/>	Office function
X-Window	<input checked="" type="checkbox"/>	<input type="checkbox"/>	<input type="checkbox"/>	Startx – Desktop in Linux
Command Test On Text Mode: Attention Delay Phenomenon				
uname -a	<input checked="" type="checkbox"/>	<input type="checkbox"/>	<input type="checkbox"/>	Show information
Shutdown	<input checked="" type="checkbox"/>	<input type="checkbox"/>	<input type="checkbox"/>	Init 0 or shutdown -h now
Restart the Computer	<input checked="" type="checkbox"/>	<input type="checkbox"/>	<input type="checkbox"/>	Init 6 or shutdown -r now
Halt	<input checked="" type="checkbox"/>	<input type="checkbox"/>	<input type="checkbox"/>	Power Off Mode
ls / clear; cd /dev /ls -l	<input checked="" type="checkbox"/>	<input type="checkbox"/>	<input type="checkbox"/>	Command instruction

7.2. Windows 7 Ultimate English Version 32/64Bit

[X] x32 Driver Information:

Chipset Software	Intel(R) Chipset Device Software 9.3.0.1019(2011/12/6)
Graphics Media	Intel(R) HD Graphics 4000 9.17.10.2828(2012/08/07)
Audio Driver	Realtek High Definition Audio 6.0.1.6685(2012/07/17)
LAN Driver	Realtek PCIe GBE Family Controller 7.52.203.2012 (2012/02/03)

[X] x64 Driver Information:

Chipset Software	Intel(R) Chipset Device Software 9.3.0.1019(2011/12/6)
Graphics Media	Intel(R) HD Graphics 4000 9.17.10.2828(2012/08/07)
Audio Driver	Realtek High Definition Audio 6.0.1.6526(2011/12/13)
LAN Driver	Realtek PCIe GBE Family Controller 7.50.1123.2011 (2011/11/23)

Install OS to SATA HDD:

Installation	Result			Note
	Pass	Fail	N/A	
English Windows 7 Ultimate SP1	<input checked="" type="checkbox"/>	<input type="checkbox"/>	<input type="checkbox"/>	AHCI mode

Test Results:

Test Item	Result			Note
	Pass	Fail	N/A	
Single Display				
VGA1 -- Full Screen	<input checked="" type="checkbox"/>	<input type="checkbox"/>	<input type="checkbox"/>	
VGA2-- Full Screen	<input checked="" type="checkbox"/>	<input type="checkbox"/>	<input type="checkbox"/>	
LVDS -- Full Screen	<input checked="" type="checkbox"/>	<input type="checkbox"/>	<input type="checkbox"/>	
Boot - Windows 7 Ultimate Advanced Options Menu				
Safe Mode	<input checked="" type="checkbox"/>	<input type="checkbox"/>	<input type="checkbox"/>	
Basic Function Test				
PS/2 Mouse and Keyboard	<input checked="" type="checkbox"/>	<input type="checkbox"/>	<input type="checkbox"/>	
USB Mouse and Keyboard	<input checked="" type="checkbox"/>	<input type="checkbox"/>	<input type="checkbox"/>	
COM Port Mouse detect	<input checked="" type="checkbox"/>	<input type="checkbox"/>	<input type="checkbox"/>	
USB 2.0 Removable Devices	<input checked="" type="checkbox"/>	<input type="checkbox"/>	<input type="checkbox"/>	
LAN Function Test				
LAN1 --- Auto	<input checked="" type="checkbox"/>	<input type="checkbox"/>	<input type="checkbox"/>	
LAN2 --- Auto	<input checked="" type="checkbox"/>	<input type="checkbox"/>	<input type="checkbox"/>	
Audio Function Test				
Line Out Test	<input checked="" type="checkbox"/>	<input type="checkbox"/>	<input type="checkbox"/>	
Line In Test	<input checked="" type="checkbox"/>	<input type="checkbox"/>	<input type="checkbox"/>	
Microphone Test	<input checked="" type="checkbox"/>	<input type="checkbox"/>	<input type="checkbox"/>	
Start Menu				
Log off User	<input checked="" type="checkbox"/>	<input type="checkbox"/>	<input type="checkbox"/>	
Shut down (S5)	<input checked="" type="checkbox"/>	<input type="checkbox"/>	<input type="checkbox"/>	
Standby(S1)	<input type="checkbox"/>	<input type="checkbox"/>	<input checked="" type="checkbox"/>	
Standby(S3)	<input checked="" type="checkbox"/>	<input type="checkbox"/>	<input type="checkbox"/>	
Restart	<input checked="" type="checkbox"/>	<input type="checkbox"/>	<input type="checkbox"/>	
Hibernate (S4)	<input checked="" type="checkbox"/>	<input type="checkbox"/>	<input type="checkbox"/>	

7.3. Windows XP Professional English Version 32

[X] x32 Driver Information:

Chipset Software	Intel(R) Chipset Device Software 9.3.0.1019(2011/12/6)
Graphics Media	Intel(R) HD Graphics 4000 6.14.10.5412(2012/05/13)
Audio Driver	Realtek High Definition Audio 5.10.0.6685(2012/07/17)
LAN Driver	Realtek PCIe GBE Family Controller 5.796.503.2012 (2012/05/03)

[X] x64 Driver Information:

Chipset Software	Intel(R) Chipset Device Software 9.3.0.1019(2011/12/6)
Graphics Media	Intel(R) HD Graphics 4000 6.14.10.5412(2012/05/13)
Audio Driver	Realtek High Definition Audio 5.10.0.6685(2012/07/17)
LAN Driver	Realtek PCIe GBE Family Controller 5.796.503.2012 (2012/05/03)

Install OS to SATA HDD:

Installation	Result			Note
	Pass	Fail	N/A	
English Windows XP Professional English SP3 AHCI mode	<input checked="" type="checkbox"/>	<input type="checkbox"/>	<input type="checkbox"/>	F6 driver: f6flpy-x86_11.2.0.1006 (05/30/2012) f6flpy-x64_11.2.0.1006(05/30/2012) x32 XP is SP3 x64 XP is SP2

Test Results:

Test Item	Result			Note
	Pass	Fail	N/A	
Single Display				
VGA1 -- Full Screen	<input checked="" type="checkbox"/>	<input type="checkbox"/>	<input type="checkbox"/>	
VGA2 -- Full Screen	<input checked="" type="checkbox"/>	<input type="checkbox"/>	<input type="checkbox"/>	
LVDS -- Full Screen	<input checked="" type="checkbox"/>	<input type="checkbox"/>	<input type="checkbox"/>	
Boot - Windows XP Professional Advanced Options Menu				
Safe Mode	<input checked="" type="checkbox"/>	<input type="checkbox"/>	<input type="checkbox"/>	
Basic Function Test				
PS/2 Mouse and Keyboard	<input checked="" type="checkbox"/>	<input type="checkbox"/>	<input type="checkbox"/>	
USB Mouse and Keyboard	<input checked="" type="checkbox"/>	<input type="checkbox"/>	<input type="checkbox"/>	
COM Port Mouse detect	<input checked="" type="checkbox"/>	<input type="checkbox"/>	<input type="checkbox"/>	
USB 2.0 Removable Devices	<input checked="" type="checkbox"/>	<input type="checkbox"/>	<input type="checkbox"/>	
LAN Function Test				
LAN1 --- Auto	<input checked="" type="checkbox"/>	<input type="checkbox"/>	<input type="checkbox"/>	
LAN2 --- Auto	<input checked="" type="checkbox"/>	<input type="checkbox"/>	<input type="checkbox"/>	
Audio Function Test				
Line Out Test	<input checked="" type="checkbox"/>	<input type="checkbox"/>	<input type="checkbox"/>	
Line In Test	<input checked="" type="checkbox"/>	<input type="checkbox"/>	<input type="checkbox"/>	
Microphone Test	<input checked="" type="checkbox"/>	<input type="checkbox"/>	<input type="checkbox"/>	
Start Menu				
Log off User	<input checked="" type="checkbox"/>	<input type="checkbox"/>	<input type="checkbox"/>	
Shut down (S5)	<input checked="" type="checkbox"/>	<input type="checkbox"/>	<input type="checkbox"/>	
Standby(S1)	<input type="checkbox"/>	<input type="checkbox"/>	<input checked="" type="checkbox"/>	
Standby(S3)	<input checked="" type="checkbox"/>	<input type="checkbox"/>	<input type="checkbox"/>	
Restart	<input checked="" type="checkbox"/>	<input type="checkbox"/>	<input type="checkbox"/>	
Hibernate (S4)	<input checked="" type="checkbox"/>	<input type="checkbox"/>	<input type="checkbox"/>	Only WinXP32

8. BIOS Function Test

Hardware Information with XP Professional English SP3 32 Bit Driver Version	
CPU	Intel® Core™ i7-3770K Processor (8M Cache, 3.50 GHz)
Memory	Transcend DDR3 1333 8GB Micro IVD22 D9PBC *2 (Total 16GB, Win7_32 use 3.92GB)
HDD/CFD	WDC WD6402AAEX-00Z3A0 3.5" 7200rpm 640GB

8.1. Advanced Test

Test Item		Result			Note
		Pass	Fail	N/A	
CPU settings	Intel Adaptive Thermal Monitor	<input checked="" type="checkbox"/>	<input type="checkbox"/>	<input type="checkbox"/>	Enable/Disable
	Hyper-threading	<input checked="" type="checkbox"/>	<input type="checkbox"/>	<input type="checkbox"/>	
SATA configuration	SATA Mode Selection	<input checked="" type="checkbox"/>	<input type="checkbox"/>	<input type="checkbox"/>	
	AHCI mode	<input checked="" type="checkbox"/>	<input type="checkbox"/>	<input type="checkbox"/>	
	IDE mode	<input checked="" type="checkbox"/>	<input type="checkbox"/>	<input type="checkbox"/>	
System Agent Computing	Graphics Configuration	<input checked="" type="checkbox"/>	<input type="checkbox"/>	<input type="checkbox"/>	
USB configuration	Legacy USB Support	<input checked="" type="checkbox"/>	<input type="checkbox"/>	<input type="checkbox"/>	Enable/Disable
SIO GPIO	SIO GPIO	<input checked="" type="checkbox"/>	<input type="checkbox"/>	<input type="checkbox"/>	
CH7511B Panel Type	CH7511B Panel Type	<input checked="" type="checkbox"/>	<input type="checkbox"/>	<input type="checkbox"/>	Enable/Disable
	Primary IGFX Boot Display	<input checked="" type="checkbox"/>	<input type="checkbox"/>	<input type="checkbox"/>	
	CH7511B Backlight Control Mode	<input checked="" type="checkbox"/>	<input type="checkbox"/>	<input type="checkbox"/>	
	Backlight Brightness Setting	<input checked="" type="checkbox"/>	<input type="checkbox"/>	<input type="checkbox"/>	
USB configuration	Legacy USB Support	<input checked="" type="checkbox"/>	<input type="checkbox"/>	<input type="checkbox"/>	
Onboard Devices Configuration	Serial port 1~13	<input checked="" type="checkbox"/>	<input type="checkbox"/>	<input type="checkbox"/>	Enable/Disable
	RS232	<input checked="" type="checkbox"/>	<input type="checkbox"/>	<input type="checkbox"/>	
	RS422	<input checked="" type="checkbox"/>	<input type="checkbox"/>	<input type="checkbox"/>	
	RS485	<input checked="" type="checkbox"/>	<input type="checkbox"/>	<input type="checkbox"/>	
	Realtek LAN1 PXE OPROM	<input checked="" type="checkbox"/>	<input type="checkbox"/>	<input type="checkbox"/>	
	Realtek LAN2 PXE OPROM	<input checked="" type="checkbox"/>	<input type="checkbox"/>	<input type="checkbox"/>	
Power management configuration	ERP Function	<input checked="" type="checkbox"/>	<input type="checkbox"/>	<input type="checkbox"/>	
	AT/ATX Power Type	<input checked="" type="checkbox"/>	<input type="checkbox"/>	<input type="checkbox"/>	
	Restore AC Power Loss	<input checked="" type="checkbox"/>	<input type="checkbox"/>	<input type="checkbox"/>	
	Power on by Ring	<input checked="" type="checkbox"/>	<input type="checkbox"/>	<input type="checkbox"/>	
	Power on by PCIE	<input checked="" type="checkbox"/>	<input type="checkbox"/>	<input type="checkbox"/>	
	Power on by RTC	<input checked="" type="checkbox"/>	<input type="checkbox"/>	<input type="checkbox"/>	

8.2. Chipset Test

Test Item		Result			Note
		Pass	Fail	N/A	
System Agent (SA) Configuration	Graphics Configuration	<input type="checkbox"/>	<input type="checkbox"/>	<input checked="" type="checkbox"/>	
PCH-IO Configuration		<input type="checkbox"/>	<input type="checkbox"/>	<input checked="" type="checkbox"/>	

8.3. Boot Test

Test Item	Result			Note
	Pass	Fail	N/A	
Boot up Numlock State	<input checked="" type="checkbox"/>	<input type="checkbox"/>	<input type="checkbox"/>	
Boot From Hard Disk	<input checked="" type="checkbox"/>	<input type="checkbox"/>	<input type="checkbox"/>	
Boot From CDROM	<input checked="" type="checkbox"/>	<input type="checkbox"/>	<input type="checkbox"/>	
Boot From USB HDD	<input checked="" type="checkbox"/>	<input type="checkbox"/>	<input type="checkbox"/>	
Boot From USB Floppy	<input checked="" type="checkbox"/>	<input type="checkbox"/>	<input type="checkbox"/>	
Boot From USB CD-ROM	<input checked="" type="checkbox"/>	<input type="checkbox"/>	<input type="checkbox"/>	
Boot from LAN	<input checked="" type="checkbox"/>	<input type="checkbox"/>	<input type="checkbox"/>	
Disable	<input checked="" type="checkbox"/>	<input type="checkbox"/>	<input type="checkbox"/>	

8.4. CMOS Backup / Clear CMOS Test

Test Item	Result			Note
	Pass	Fail	N/A	
CMOS Backup	<input checked="" type="checkbox"/>	<input type="checkbox"/>	<input type="checkbox"/>	Clear Date and time
Clear CMOS Test	<input checked="" type="checkbox"/>	<input type="checkbox"/>	<input type="checkbox"/>	Clear Date

8.5. AAEON Tag Check Utility

Test Item	Result			Note
	Pass	Fail	N/A	
Check AAEON BIOS OK	<input type="checkbox"/>	<input type="checkbox"/>	<input checked="" type="checkbox"/>	AONCHECK.EXE (ASUS BIOS)

8.6. Supervisor / User Password Test

Test Item	Result			Note
	Pass	Fail	N/A	
Administrator Password	<input checked="" type="checkbox"/>	<input type="checkbox"/>	<input type="checkbox"/>	
User Password	<input checked="" type="checkbox"/>	<input type="checkbox"/>	<input type="checkbox"/>	

9. Performance Test

Hardware Information with Windows 7 Ultimate English Version 32Bit Driver Version	
CPU	Intel® Core™ i7-3770K Processor (8M Cache, 3.50 GHz)
Memory	Transcend DDR3 1600 8GB Micron 2FE11 D9QBJ *2
HDD	WDC WD6402AAEX-00Z3A0 3.5" 7200rpm 640GB

9.1. Performance Test

Test Result: (Display set 1920*1080 test)

Testing Software	Scope		Note
	AAEON	Ref.	
CPU Mark99			Win7
Scores	612	-	

PCMark2005			Windows 7
PCMark	N/A	-	PCMarks
CPU	14294	-	
Memory	14558	-	
Graphics	6829	-	
HDD	7974	-	
Benchmark (B)	-		
Average Efficiency	-		
PCMark Vantage			Windows 7
PCMark	10132	-	PCMarks
Memories	6000	-	
TV and Movies	6320	-	
Gaming	7319	-	
Music	9029	-	
Communications	13800	-	
Productivity	8237	-	
HDD	5119	-	

Testing Software	Scope		Note
	AAEON	Ref.	
3Dmark2006 v120			Windows 7
3Dmark Score	5141	-	Select All(1920*1080)
SM2.0	1681	-	
HDR/SM3.0	1970	-	
CPU Score	7226	-	
3Dmark Vantage			Windows 7
3Dmark Score	N/A	-	Select All(1920*1080+Performance Mode)
Graphics Score	2054.6	-	
CPU Score	26143.8	-	

Testing Software	Scope		Note
	AAEON	Ref.	
Final Reality V1.01—BenchMark Test			Windows 7
2D image	77.22	-	Reality marks
3D	7.55	-	
Bus transfer	64.41	-	
Overall	36.98	-	
Benchmark (A)	-		

Testing Software	Scope		Note
	AAEON	Ref.	
Performance7			Windows 7
PassMark Rating	1879.3	-	
CPU Mark	8815.6	-	
2D Graphics Mark	445.1	-	
3D Graphics Mark	547.0	-	
Memory Mark	1437.5	-	
Disk Mark	876.6		

Testing Software	Scope		Note
	AAEON	Ref.	
Windows experience index			Windows 7
Processor	7.7	-	
Memory	7.8	-	
Graphics	6.6	-	
Gaming graphics	6.6	-	
Primary hard disk	5.9	-	