

Report NO:18E010002

# GENE-APL6

## Intel Apollo Lake SoC

### Board / System Level Product

### P5

## Compatibility Test Report

Summary	<input checked="" type="checkbox"/> Pass <input type="checkbox"/> Fail <input type="checkbox"/> Pass with Deviation (Comment: _____)			
Test Results Category				
	Critical	Major	Minor	Enhancement
Defect Found	0	0	0	0
Defect Unsolved	0	0	0	0

Issue date	QE Manager	Test Engineer
2018-01-04	KJ Wang	Jack Huang

**Version Released Records**

Date	Version	Change History	Note
5/26/2015	C0	1. Add UEFI,GPS,CANBUS,POE, Cold boot test item	
3/22/2016	C1	1. Add issue status 2. Update CTOS devices. 3. Add HDMI 5M cable compatibility test. 4. Modified boot up without display test. 5. Add Touch Function test. 6. Add DC adapter compatibility test 7. Add Windows10 compatibility test. 8. Update Benchmark tool. 9. Update DOS / Windows on/off test rule. 10. Add DDR4 SO-DIMM. 11. Update Linux to Ubuntu16.04 12. Add Stability Test \ Memory test.	
10/21/2016	C2	1. Remove Smartbits test item. 2. Update chapter7.2 \ LVDS type support. 3. Add chapter9.6. System stability after S3 / S4 / S5 cycles	
05/16/2017	C3	1. Modified PWB test item. 2. Update Benchmark test tool	

**Note :**

For all test items in this report, 3 results have been defined and described as following:

- Pass:            Functionality work perfectly
- Fail:            Functionality failed and must be resolved in the next version
- N/A:            Functionality Not Applicable or Not Available

**This test report would be updated when re-test completed in product next change version.**

## Specification Validation

### Main Specification

Item	Specification	Result			Note
		Pass	Fail	N/A	
Form Factor	SubCompact Board – 146mm x 101.6mm	<input checked="" type="checkbox"/>	<input type="checkbox"/>	<input type="checkbox"/>	
Processor	Intel® Apollo lake N3350/ N4200 Processor	<input checked="" type="checkbox"/>	<input type="checkbox"/>	<input type="checkbox"/>	
System Memory	204-pin DDR3L 1867MHz SODIMM Memory Max. up to 8GB Intel: Apollo Lake platform does not support 2 Gb DDR3L SDRAM memory devices	<input checked="" type="checkbox"/>	<input type="checkbox"/>	<input type="checkbox"/>	
Chipset	Intel® Apollo lake Processor	<input checked="" type="checkbox"/>	<input type="checkbox"/>	<input type="checkbox"/>	
Super I/O	Fintek F81966	<input checked="" type="checkbox"/>	<input type="checkbox"/>	<input type="checkbox"/>	
Network	Intel® I211/I210 Gigabit controller, RJ-45 x 2	<input checked="" type="checkbox"/>	<input type="checkbox"/>	<input type="checkbox"/>	
Storage	eMMC 16G/32G (option) MSATA x 1 (Half-size) SATAIII x 1	<input checked="" type="checkbox"/>	<input type="checkbox"/>	<input type="checkbox"/>	
TPM	Infineon.SLB9665TT2.0(FW 5.51) (option)	<input checked="" type="checkbox"/>	<input type="checkbox"/>	<input type="checkbox"/>	
Audio	Realtek ALC892 CODEC, MIC-In/ Line-In/ Line-out	<input checked="" type="checkbox"/>	<input type="checkbox"/>	<input type="checkbox"/>	
Expansion Slots	MSATA x 1 (Half-size) Mini Card x 1 (Full-size)	<input checked="" type="checkbox"/>	<input type="checkbox"/>	<input type="checkbox"/>	
PC Health Monitoring	Fintek F81866	<input checked="" type="checkbox"/>	<input type="checkbox"/>	<input type="checkbox"/>	
WatchDog Timer	Fintek F81866	<input checked="" type="checkbox"/>	<input type="checkbox"/>	<input type="checkbox"/>	
Wake On LAN / PXE	Yes	<input checked="" type="checkbox"/>	<input type="checkbox"/>	<input type="checkbox"/>	
Graphics	Intel® Apollo lake processors integrated Support VGA,LVDS1 ,HDMI(LVDS2) D-Sub 15 x1, Resolution: up to 2560 x 1600 @ 60 Hz 18/24-bit dual channel LVDS 1 & 2 LCDs , up to 1920 x 1200@ 60 Hz (Pixel clock: 25-112 MHz) HDMI 4096x2160	<input checked="" type="checkbox"/>	<input type="checkbox"/>	<input type="checkbox"/>	
Serial Port	Four COM ports: one onboard: D-sub and three internal pin-header COM 1: RS-232 COM 2,3: RS-232/ RS-422/ RS-485 (Ring / +5V / +12V), RS-485 with auto flow COM 4: RS-232	<input checked="" type="checkbox"/>	<input type="checkbox"/>	<input type="checkbox"/>	
Digital I/O	8-bit Digital I/O	<input checked="" type="checkbox"/>	<input type="checkbox"/>	<input type="checkbox"/>	
Parallel Port	SPP/ECP/EPP mode x1 (Option, share with DIO)	<input checked="" type="checkbox"/>	<input type="checkbox"/>	<input type="checkbox"/>	
Keyboard and Mouse	One Keyboard and Mouse internal connector	<input checked="" type="checkbox"/>	<input type="checkbox"/>	<input type="checkbox"/>	
Touch Screen Controller	PenMount 14S4600004 via USB port, supports 4/5/8-wire resistive touch screen	<input checked="" type="checkbox"/>	<input type="checkbox"/>	<input type="checkbox"/>	

GENE-APL6 P5 Compatibility Test Report

USB	USB 2.0 Ports – 2 on Internal Connectors USB 3.0 Ports – 2 on Rear Ports	<input checked="" type="checkbox"/>	<input type="checkbox"/>	<input type="checkbox"/>	
Power Compliance	DC 12V only or +9~36V, AT/ATX Mode	<input checked="" type="checkbox"/>	<input type="checkbox"/>	<input type="checkbox"/>	
OperatingTemp.	0°C ~ 60°C	<input checked="" type="checkbox"/>	<input type="checkbox"/>	<input type="checkbox"/>	

**O.S. Support**

Item	Specification	Result			Note
		Pass	Fail	N/A	
Microsoft Windows	Windows 7 English 32/64 bit	<input type="checkbox"/>	<input type="checkbox"/>	<input checked="" type="checkbox"/>	
	Windows8.1 English 32/64bit	<input type="checkbox"/>	<input type="checkbox"/>	<input checked="" type="checkbox"/>	
	Windows10 English 64bit	<input checked="" type="checkbox"/>	<input type="checkbox"/>	<input type="checkbox"/>	
Linux	English Ubuntu16.04 Kernel 4.8.0-16-generic x86_64	<input checked="" type="checkbox"/>	<input type="checkbox"/>	<input type="checkbox"/>	

## Platform Information

Item	Device Information	Note
Product of department	ECD	
PCB Model / Version	GENE-APL6 A1.0	
CPU Board	GENE-APL6 A1.0	
Carrier Board	N/A	
BIOS / Version	GENE-APL6 R1.2(GAP6AM12)(12/29/2017)	
Driver folder	20170522	
CPU Type	Intel® Pentium® Processor N4200 (2M Cache, up to 2.50 GHz)	
Memory Type	Transcend DDR3L 1600 SEC K4B4G0846D 8GB	
SATA HDD	Intel 520 SSD 120GB	
SATA DVD-ROM	ASUS BW-14D1XT	
USB DVD-ROM	BUFFALO DVSM-PC58U2V	
LCD Monitor	ASUS VG23AH	
LVDS	AUO G185XW01 V0 / 18" / 1366x768 /	
Expansion Board	N/A	
	N/A	
Operating System	<input checked="" type="checkbox"/> English Ubuntu16.04 Kernel 4.4.0-21-generic x86_64	
	<input checked="" type="checkbox"/> Windows 10 Enterprise English Version 32/64Bit	
Power Supply	ATX Power Supply : N/A	
	AT Power Supply: Be quiet E7-550W 550W (External +5VSB Input)	
	DC Adapter : FSP120-ABAN2 120W	
<b>Chipset Information</b>		
SOC Bridge	Intel® Apollo Lake I/M/D SoC Processor	
Super IO Chipset	Fintek F81866D-I	
Audio Chipset	RealteK ALC892	
Ethernet Chipset	Intel i211TA, 10/100/1000Base	

## Summary Table of contents:

1. Hardware Compatibility.....	7
1.1. CPU Compatibility Test .....	7
1.2. Memory Compatibility Test.....	7
1.3. SATA Compatibility Test .....	7
1.4. Flash Card Compatibility Test .....	8
1.5. Power Supply Compatibility Test.....	8
1.6. Monitor Compatibility Test .....	9
2. Basic Function Test.....	10
2.1. Video Function Test .....	10
2.2. Audio Function Test .....	12
2.3. LAN Function Test .....	12
2.4. COM Ports Test.....	12
2.5. RS-422 / RS-485 Test.....	13
2.6. LPT Port Test.....	13
2.7. Digital I/O Test.....	13
2.8. USB Port Integration Test .....	13
2.9. Touch Function Test .....	14
2.10. Jumper and Connector Function Test.....	14
3. Expansion card and Application Test .....	16
3.1. Expansion Slot Compatibility Test .....	16
3.2. Expansion Card Integration Test .....	16
4. Power Consumption Test .....	17
4.1. Power Consumption.....	17
4.2. PC Health Status .....	17
4.3. Wide Voltage Test .....	18
4.4. CMOS Battery Test .....	18
5. Time Accuracy Test.....	20
5.1. System Clock & RTC Clock Test.....	20
5.2. Booting Timer Test .....	20
5.3. Watchdog Timer Test .....	20
6. O.S. Compatibility Test .....	21
6.1. English Ubuntu16.04 Kernel 4.8.0-16-generic x86_64 .....	21
6.2. Windows 10 Enterprise English Version 32/64Bit .....	22
7. BIOS Function Test .....	23
7.1. Advanced Test .....	23
7.2. Chipset Test.....	24
7.3. Boot Test .....	25
7.4. Clear CMOS and Load Default Test.....	25
7.5. AAEON Tag Check Utility.....	25
7.6. Supervisor / User Password Test .....	25
7.7. Hi-safe Test (Test in P3 phase).....	25
7.8. Negative Test.....	26
8. Performance Test .....	27
8.1. System Performance Test.....	27
8.2. Storage Performance Test .....	28
9. Stability test.....	29
9.1. Run In Test.....	29
9.2. Reboot Test .....	29
9.3. ACPI G3 Cold Boot Test .....	30
9.4. ACPI S5 Cold Boot Test.....	30
9.5. Memory Test.....	30
9.6. System stability after S3 / S4 / S5 cycles.....	30

# 1. Hardware Compatibility

## 1.1. CPU Compatibility Test

CPU Information (Information and frequency should show correct value)	Result			Note
	Pass	Fail	N/A	
Intel® Pentium® Processor N4200 (2M Cache, up to 2.50 GHz)	<input checked="" type="checkbox"/>	<input type="checkbox"/>	<input type="checkbox"/>	
Intel® Celeron® Processor N3350 (2M Cache, up to 2.4 GHz)	<input checked="" type="checkbox"/>	<input type="checkbox"/>	<input type="checkbox"/>	

## 1.2. Memory Compatibility Test

Memory Information (a. Information and frequency should show correct value. b. System should boot up and into OS normally.)	AAEON P/N	Result			Note
		Pass	Fail	N/A	
DDR3L SO-DIMM (保留 SPEC 規格 RAM 即可)					
Transcend DDR3L-1600 2GB(SEC 501 BYMA K4B2G0846Q)	AP-DR968D3002 GK	<input checked="" type="checkbox"/>	<input type="checkbox"/>	<input type="checkbox"/>	*
Transcend DDR3L-1600 4GB(SEC 446 XYKO K4B4G0846D)	AP-DR968D3004 G6	<input checked="" type="checkbox"/>	<input type="checkbox"/>	<input type="checkbox"/>	
Transcend DDR3L-1600 8GB(SEC 443 BYKO K4B4G0846D)	968D3008G7	<input checked="" type="checkbox"/>	<input type="checkbox"/>	<input type="checkbox"/>	
InnoDisk DDR3L-1600 2GB(SEC 434 BYKO K4B2G0846Q)	AP-DR968D3002 GX	<input checked="" type="checkbox"/>	<input type="checkbox"/>	<input type="checkbox"/>	
InnoDisk DDR3L-1600 4GB(SEC K4B4G0846E)	968D3004GZ	<input checked="" type="checkbox"/>	<input type="checkbox"/>	<input type="checkbox"/>	
InnoDisk DDR3L-1600 8GB(SEC K4B4G0846E)	968D3008GW	<input checked="" type="checkbox"/>	<input type="checkbox"/>	<input type="checkbox"/>	

## 1.3. SATA Compatibility Test

### 1.3.1 Onboard SATA(IDE / AHCI) Test

SATA Device Information (Information and size should show correct value with IDE and AHCI mode)	AAEON P/N	Result			Note
		Pass	Fail	N/A	
Main Board project test with 80~100cm SATA cable , typical #1709070800					
SATAII	HITACHI Z5K620-160 160GB 2.5"	N/A	<input checked="" type="checkbox"/>	<input type="checkbox"/>	<input type="checkbox"/>
SATAII	TOSHIBA MK1060GSC 100GB 2.5"	N/A	<input checked="" type="checkbox"/>	<input type="checkbox"/>	<input type="checkbox"/>
SATAIII	WD WD3200BEKX 320GB 2.5"	N/A	<input checked="" type="checkbox"/>	<input type="checkbox"/>	<input type="checkbox"/>
SATAIII	WD WD3200LPVX 320GB 2.5"	N/A	<input checked="" type="checkbox"/>	<input type="checkbox"/>	<input type="checkbox"/>
SATAIII	Seagate ST500LT012 500GB 2.5"	N/A	<input checked="" type="checkbox"/>	<input type="checkbox"/>	<input type="checkbox"/>
SATAIII	Seagate ST500DM002 500GB 3.5"	N/A	<input checked="" type="checkbox"/>	<input type="checkbox"/>	<input type="checkbox"/>
SATAIII	WD WD10JPVX 1.0TB 2.5"	N/A	<input checked="" type="checkbox"/>	<input type="checkbox"/>	<input type="checkbox"/>
DVD	ASUS BW-14D1XT	N/A	<input checked="" type="checkbox"/>	<input type="checkbox"/>	<input type="checkbox"/>
SSD	Intel 520 120GB	N/A	<input checked="" type="checkbox"/>	<input type="checkbox"/>	<input type="checkbox"/>
SSD	Transcend TS32GSSD370 2.5".32GB.SATA III SSD MLC.	968C032G2D	<input checked="" type="checkbox"/>	<input type="checkbox"/>	<input type="checkbox"/>
SSD	Transcend.TS64GSSD370 2.5".64GB. SATA III.SSD.MLC	968C64G003	<input checked="" type="checkbox"/>	<input type="checkbox"/>	<input type="checkbox"/>
SSD	Transcend.TS128GSSD370 2.5" SATA3 SSD.128GB.MLC.	968C128G0W	<input checked="" type="checkbox"/>	<input type="checkbox"/>	<input type="checkbox"/>

GENE-APL6 P5 Compatibility Test Report

SSD	2.5" .16GB 3MG2-P 15nm.SATA III MLC SSD.Innodisk MLC .0°C ~ +70°C.DGS25-16GD81BC3SC-26	AP-SS968C016 G3K	<input checked="" type="checkbox"/>	<input type="checkbox"/>	<input type="checkbox"/>	
SSD	(TF)2.5".32GB 3MG2-P 15nm.SATA SSD MLC.0~70°C.HIGH IOPS.innodisk.DGS25-32GD81B C3DC-26	AP-SS968C032 G1P	<input checked="" type="checkbox"/>	<input type="checkbox"/>	<input type="checkbox"/>	
SSD	(TF)2.5".64GB.SATA MLC SSD .3MG2-P 15nm.0~70°C.HIGH IOPS.innodisk.DGS25-64GD81B C3QC-26	968C064G39	<input checked="" type="checkbox"/>	<input type="checkbox"/>	<input type="checkbox"/>	
SSD	2.5' MLC SSD 128GB 3MG2-P 15nm.SATA 0°C~+70°C.InnoDisk.DGS25-A28 D81BC3QC-26	AP-SS968C128 G1P	<input checked="" type="checkbox"/>	<input type="checkbox"/>	<input type="checkbox"/>	
SSD	2.5".256GB.SATA MLC SSD 3MG2-P 15nm.0~70°C.HIGH IOPS.innodisk.DGS25-B56D81BC 3QC-26	AP-SS968C256 G16	<input checked="" type="checkbox"/>	<input type="checkbox"/>	<input type="checkbox"/>	

1.4. Flash Card Compatibility Test

m-SATA Information (a. Information and size should show correct value (b. R/W and HDD LED should work properly)	AAEON P/N	Result			Note
		Pass	Fail	N/A	
Half Size					
Transcend.TS32GMSM360 half size 32GB	CTOS	<input checked="" type="checkbox"/>	<input type="checkbox"/>	<input type="checkbox"/>	
Transcend.TS64GMSM360I half size 64GB	CTOS	<input checked="" type="checkbox"/>	<input type="checkbox"/>	<input type="checkbox"/>	
Transcend.TS128GMSM360I half size 128GB	CTOS	<input checked="" type="checkbox"/>	<input type="checkbox"/>	<input type="checkbox"/>	
Innodisk half size mSATA.8GB 3ME3	AP-SS968C008 G1L	<input checked="" type="checkbox"/>	<input type="checkbox"/>	<input type="checkbox"/>	
Innodisk half size mSATA.16GB 3ME3	AP-SS968C016 G3M	<input checked="" type="checkbox"/>	<input type="checkbox"/>	<input type="checkbox"/>	
Innodisk half size mSATA.32GB 3ME3	AP-SS968C032 G3P	<input checked="" type="checkbox"/>	<input type="checkbox"/>	<input type="checkbox"/>	
Innodisk half size mSATA.64GB 3ME3	AP-SS968C064 G3D	<input checked="" type="checkbox"/>	<input type="checkbox"/>	<input type="checkbox"/>	
Innodisk half size mSATA.128GB 3ME3	AP-SS968C128 G1T	<input checked="" type="checkbox"/>	<input type="checkbox"/>	<input type="checkbox"/>	

1.5. Power Supply Compatibility Test

Power Supply Information a. System boot to OS should work properly. b. System OS shutdown function should work properly.	Result			Note
	Pass	Fail	N/A	
SeaSonic SSR-450RM 450W 80plus Gold	<input checked="" type="checkbox"/>	<input type="checkbox"/>	<input type="checkbox"/>	*Must
FSP AS550 550W 80plus Gold	<input checked="" type="checkbox"/>	<input type="checkbox"/>	<input type="checkbox"/>	
Cooler Master RS-750-AMAA-G1 750W 80plus Gold	<input checked="" type="checkbox"/>	<input type="checkbox"/>	<input type="checkbox"/>	
Be quiet E7-550W 550W	<input checked="" type="checkbox"/>	<input type="checkbox"/>	<input type="checkbox"/>	
EMACS HG2-6400P	<input checked="" type="checkbox"/>	<input type="checkbox"/>	<input type="checkbox"/>	



### 1.6. Monitor Compatibility Test

Monitor Information	Result			Note
	Pass	Fail	N/A	
<b>a. Monitor should display under DOS and OS environment.</b>				
<b>b. Monitor should not appear ghost or ripples.</b>				
<b>VGA</b>				
ASUS VG23AH	<input type="checkbox"/>	<input type="checkbox"/>	<input type="checkbox"/>	. (at least 3 monitors)
Dell P2416D	<input type="checkbox"/>	<input type="checkbox"/>	<input type="checkbox"/>	
PHILIPS 288P	<input type="checkbox"/>	<input type="checkbox"/>	<input type="checkbox"/>	
<b>HDMI (Test with 5M HDMI cable/ Bravo-u)</b>				
*Samsung LU28D	<input checked="" type="checkbox"/>	<input type="checkbox"/>	<input type="checkbox"/>	*Must test monitor (Tested 3 monitors at least)
*ASUS VE228	<input checked="" type="checkbox"/>	<input type="checkbox"/>	<input type="checkbox"/>	
PHILIPS 288P 4K	<input checked="" type="checkbox"/>	<input type="checkbox"/>	<input type="checkbox"/>	
ASUS VG23AH	<input checked="" type="checkbox"/>	<input type="checkbox"/>	<input type="checkbox"/>	
Dell P2416D	<input checked="" type="checkbox"/>	<input type="checkbox"/>	<input type="checkbox"/>	

## 2. Basic Function Test

### 2.1. Video Function Test

#### 2.1.1. Single Output Function Test

Configuration													
CPU	Intel® Pentium® Processor N4200 (2M Cache, up to 2.50 GHz)												
Memory	Transcend DDR3L 1600 SEC K4B4G0846D 8GB												
SATA HDD	Intel 520 SSD 120GB												
VGA	Dell P2416D												
DVI	N/A												
HDMI	PHILIPS 288P 4K												
Display port	N/A												
Operating system	Windows 10 Enterprise English Version 64Bit												
Color Quality	<input checked="" type="checkbox"/> 16bit <input type="checkbox"/> 24bit <input checked="" type="checkbox"/> 32bit												
Resolution	VGA			HDMI			LVDS1			LVDS2(Optional)			Note
	Pass	Fail	N/A	Pass	Fail	N/A	Pass	Fail	N/A	Pass	Fail	N/A	
800X600	<input checked="" type="checkbox"/>	<input type="checkbox"/>	<input type="checkbox"/>	<input checked="" type="checkbox"/>	<input type="checkbox"/>	<input type="checkbox"/>	<input checked="" type="checkbox"/>	<input type="checkbox"/>	<input type="checkbox"/>	<input checked="" type="checkbox"/>	<input type="checkbox"/>	<input type="checkbox"/>	
1024X768	<input checked="" type="checkbox"/>	<input type="checkbox"/>	<input type="checkbox"/>	<input checked="" type="checkbox"/>	<input type="checkbox"/>	<input type="checkbox"/>	<input checked="" type="checkbox"/>	<input type="checkbox"/>	<input type="checkbox"/>	<input checked="" type="checkbox"/>	<input type="checkbox"/>	<input type="checkbox"/>	
1280X600	<input checked="" type="checkbox"/>	<input type="checkbox"/>	<input type="checkbox"/>	<input checked="" type="checkbox"/>	<input type="checkbox"/>	<input type="checkbox"/>	<input type="checkbox"/>	<input type="checkbox"/>	<input checked="" type="checkbox"/>	<input type="checkbox"/>	<input type="checkbox"/>	<input checked="" type="checkbox"/>	
1280X720	<input checked="" type="checkbox"/>	<input type="checkbox"/>	<input type="checkbox"/>	<input checked="" type="checkbox"/>	<input type="checkbox"/>	<input type="checkbox"/>	<input type="checkbox"/>	<input type="checkbox"/>	<input checked="" type="checkbox"/>	<input type="checkbox"/>	<input type="checkbox"/>	<input checked="" type="checkbox"/>	
1280X768	<input checked="" type="checkbox"/>	<input type="checkbox"/>	<input type="checkbox"/>	<input checked="" type="checkbox"/>	<input type="checkbox"/>	<input type="checkbox"/>	<input type="checkbox"/>	<input type="checkbox"/>	<input checked="" type="checkbox"/>	<input type="checkbox"/>	<input type="checkbox"/>	<input checked="" type="checkbox"/>	
1280X800	<input checked="" type="checkbox"/>	<input type="checkbox"/>	<input type="checkbox"/>	<input checked="" type="checkbox"/>	<input type="checkbox"/>	<input type="checkbox"/>	<input type="checkbox"/>	<input type="checkbox"/>	<input checked="" type="checkbox"/>	<input type="checkbox"/>	<input type="checkbox"/>	<input checked="" type="checkbox"/>	
1280X1024	<input checked="" type="checkbox"/>	<input type="checkbox"/>	<input type="checkbox"/>	<input checked="" type="checkbox"/>	<input type="checkbox"/>	<input type="checkbox"/>	<input type="checkbox"/>	<input type="checkbox"/>	<input checked="" type="checkbox"/>	<input type="checkbox"/>	<input type="checkbox"/>	<input checked="" type="checkbox"/>	
1360X768	<input checked="" type="checkbox"/>	<input type="checkbox"/>	<input type="checkbox"/>	<input checked="" type="checkbox"/>	<input type="checkbox"/>	<input type="checkbox"/>	<input type="checkbox"/>	<input type="checkbox"/>	<input checked="" type="checkbox"/>	<input type="checkbox"/>	<input type="checkbox"/>	<input checked="" type="checkbox"/>	
1366X768	<input checked="" type="checkbox"/>	<input type="checkbox"/>	<input type="checkbox"/>	<input checked="" type="checkbox"/>	<input type="checkbox"/>	<input type="checkbox"/>	<input checked="" type="checkbox"/>	<input type="checkbox"/>	<input type="checkbox"/>	<input checked="" type="checkbox"/>	<input type="checkbox"/>	<input type="checkbox"/>	
1600X900	<input checked="" type="checkbox"/>	<input type="checkbox"/>	<input type="checkbox"/>	<input checked="" type="checkbox"/>	<input type="checkbox"/>	<input type="checkbox"/>	<input type="checkbox"/>	<input type="checkbox"/>	<input checked="" type="checkbox"/>	<input type="checkbox"/>	<input type="checkbox"/>	<input checked="" type="checkbox"/>	
1600X1200	<input checked="" type="checkbox"/>	<input type="checkbox"/>	<input type="checkbox"/>	<input checked="" type="checkbox"/>	<input type="checkbox"/>	<input type="checkbox"/>	<input type="checkbox"/>	<input type="checkbox"/>	<input checked="" type="checkbox"/>	<input type="checkbox"/>	<input type="checkbox"/>	<input checked="" type="checkbox"/>	
1680X1050	<input checked="" type="checkbox"/>	<input type="checkbox"/>	<input type="checkbox"/>	<input checked="" type="checkbox"/>	<input type="checkbox"/>	<input type="checkbox"/>	<input type="checkbox"/>	<input type="checkbox"/>	<input checked="" type="checkbox"/>	<input type="checkbox"/>	<input type="checkbox"/>	<input checked="" type="checkbox"/>	
1920X1080	<input checked="" type="checkbox"/>	<input type="checkbox"/>	<input type="checkbox"/>	<input checked="" type="checkbox"/>	<input type="checkbox"/>	<input type="checkbox"/>	<input checked="" type="checkbox"/>	<input type="checkbox"/>	<input type="checkbox"/>	<input checked="" type="checkbox"/>	<input type="checkbox"/>	<input type="checkbox"/>	
1920X1200	<input type="checkbox"/>	<input type="checkbox"/>	<input checked="" type="checkbox"/>	<input checked="" type="checkbox"/>	<input type="checkbox"/>	<input type="checkbox"/>	<input type="checkbox"/>	<input type="checkbox"/>	<input checked="" type="checkbox"/>	<input type="checkbox"/>	<input type="checkbox"/>	<input checked="" type="checkbox"/>	
2048X1152	<input checked="" type="checkbox"/>	<input type="checkbox"/>	<input type="checkbox"/>	<input checked="" type="checkbox"/>	<input type="checkbox"/>	<input type="checkbox"/>	<input type="checkbox"/>	<input type="checkbox"/>	<input checked="" type="checkbox"/>	<input type="checkbox"/>	<input type="checkbox"/>	<input checked="" type="checkbox"/>	
2560X1440	<input type="checkbox"/>	<input type="checkbox"/>	<input checked="" type="checkbox"/>	<input checked="" type="checkbox"/>	<input type="checkbox"/>	<input type="checkbox"/>	<input type="checkbox"/>	<input type="checkbox"/>	<input checked="" type="checkbox"/>	<input type="checkbox"/>	<input type="checkbox"/>	<input checked="" type="checkbox"/>	
3840 X 2160	<input type="checkbox"/>	<input type="checkbox"/>	<input checked="" type="checkbox"/>	<input checked="" type="checkbox"/>	<input type="checkbox"/>	<input type="checkbox"/>	<input type="checkbox"/>	<input type="checkbox"/>	<input checked="" type="checkbox"/>	<input type="checkbox"/>	<input type="checkbox"/>	<input checked="" type="checkbox"/>	
EDID check	<input checked="" type="checkbox"/>	<input type="checkbox"/>	<input type="checkbox"/>	<input checked="" type="checkbox"/>	<input type="checkbox"/>	<input type="checkbox"/>	<input type="checkbox"/>	<input type="checkbox"/>	<input checked="" type="checkbox"/>	<input type="checkbox"/>	<input type="checkbox"/>	<input checked="" type="checkbox"/>	
Hot plug	<input checked="" type="checkbox"/>	<input type="checkbox"/>	<input type="checkbox"/>	<input checked="" type="checkbox"/>	<input type="checkbox"/>	<input type="checkbox"/>	<input type="checkbox"/>	<input type="checkbox"/>	<input checked="" type="checkbox"/>	<input type="checkbox"/>	<input type="checkbox"/>	<input checked="" type="checkbox"/>	
Rotation(0/90/180/270)	<input checked="" type="checkbox"/>	<input type="checkbox"/>	<input type="checkbox"/>	<input checked="" type="checkbox"/>	<input type="checkbox"/>	<input type="checkbox"/>	<input checked="" type="checkbox"/>	<input type="checkbox"/>	<input type="checkbox"/>	<input checked="" type="checkbox"/>	<input type="checkbox"/>	<input type="checkbox"/>	
DOS Display	<input checked="" type="checkbox"/>	<input type="checkbox"/>	<input type="checkbox"/>	<input checked="" type="checkbox"/>	<input type="checkbox"/>	<input type="checkbox"/>	<input checked="" type="checkbox"/>	<input type="checkbox"/>	<input type="checkbox"/>	<input checked="" type="checkbox"/>	<input type="checkbox"/>	<input type="checkbox"/>	

Note: Pay attention to Full Screen under POST screen and Text Mode.

#### 2.1.2. Multi-Display Output Test

Selection	Output	Result			Note
		Pass	Fail	N/A	
Dual Display Clone	VGA + HDMI	<input checked="" type="checkbox"/>	<input type="checkbox"/>	<input type="checkbox"/>	
Extended Desktop		<input checked="" type="checkbox"/>	<input type="checkbox"/>	<input type="checkbox"/>	
Dual Display Clone	VGA + LVDS	<input checked="" type="checkbox"/>	<input type="checkbox"/>	<input type="checkbox"/>	
Extended Desktop		<input checked="" type="checkbox"/>	<input type="checkbox"/>	<input type="checkbox"/>	
Dual Display Clone	HDMI + LVDS	<input checked="" type="checkbox"/>	<input type="checkbox"/>	<input type="checkbox"/>	
Extended Desktop		<input checked="" type="checkbox"/>	<input type="checkbox"/>	<input type="checkbox"/>	
Dual Display Clone	VGA+HDMI+LVDS	<input checked="" type="checkbox"/>	<input type="checkbox"/>	<input type="checkbox"/>	
Extended Desktop		<input checked="" type="checkbox"/>	<input type="checkbox"/>	<input type="checkbox"/>	

#### 2.1.3. Boot up Without Display Test

Process step:

1. BIOS disable LVDS.
2. Power on without inserting any VGA/DVI/HDMI/DP connector until system reaches Windows desktop
3. Plug VGA connector into test machine while system reaches Windows then check Graphics driver and display.
4. Check VGA output Brightness is normal and it shows "Ghost Image" / "Flicker" or not
5. Repeat step2~4 for DVI / HDMI / DP testing.

Test item		Result			Note
		Pass	Fail	N/A	
Display should working normal in Windows Desktop	VGA	<input checked="" type="checkbox"/>	<input type="checkbox"/>	<input type="checkbox"/>	
	DVI	<input type="checkbox"/>	<input type="checkbox"/>	<input checked="" type="checkbox"/>	
	HDMI	<input checked="" type="checkbox"/>	<input type="checkbox"/>	<input type="checkbox"/>	
	Display port	<input type="checkbox"/>	<input type="checkbox"/>	<input checked="" type="checkbox"/>	

### 2.1.4. LCD Panel Test

LVDS Panel Model (LVDS display should full screen and no flicker)			Result			Note
			Pass	Fail	N/A	
18bit	800x600	AUO G084SN05 V.8	<input checked="" type="checkbox"/>	<input type="checkbox"/>	<input type="checkbox"/>	Standard
	1024x768	AUO LED backlight G121XN01-V0 1024*768 18bit	<input checked="" type="checkbox"/>	<input type="checkbox"/>	<input type="checkbox"/>	IPC_Bu and Standard
	1024x768	AU M150XN07 V.2 / 15" / 1024x768 / 24bit (4:3)	<input type="checkbox"/>	<input type="checkbox"/>	<input checked="" type="checkbox"/>	IPC_BU 扁平
	1280x800	HannStar HSD101PWW1 R0-A	<input type="checkbox"/>	<input type="checkbox"/>	<input checked="" type="checkbox"/>	Standard
24bit	1366x768	AUO G185XW01 V0 / 18" / 1366x768 / 24bit	<input checked="" type="checkbox"/>	<input type="checkbox"/>	<input type="checkbox"/>	Standard
48bit	1920x1080	AUO M215HW03 V1 / 21" / 1920*1080 / 48bit	<input checked="" type="checkbox"/>	<input type="checkbox"/>	<input type="checkbox"/>	IPC_BU and standard







## 2.2. Audio Function Test

[ ] No Support

Function Test	Result			Note
	Pass	Fail	N/A	
L (Left) Channel	<input checked="" type="checkbox"/>	<input type="checkbox"/>	<input type="checkbox"/>	
R (Right) Channel	<input checked="" type="checkbox"/>	<input type="checkbox"/>	<input type="checkbox"/>	
Line In	<input checked="" type="checkbox"/>	<input type="checkbox"/>	<input type="checkbox"/>	
MICROPHONE	<input checked="" type="checkbox"/>	<input type="checkbox"/>	<input type="checkbox"/>	
HDMI Audio	<input checked="" type="checkbox"/>	<input type="checkbox"/>	<input type="checkbox"/>	
DP Audio	<input type="checkbox"/>	<input type="checkbox"/>	<input checked="" type="checkbox"/>	

## 2.3. LAN Function Test

[ ] No Support

Connect two computers via different speed LAN HUB by using "Ping" instruction (1000 times)										
Command: ping xxx.xxx.xx.xx -l 65500 -n 1000										
1000Mbps LAN HUB	D-Link DGS-1008D									
100Mbps LAN HUB	Accton Desktop-3005									
10Mbps LAN HUB	SVEC FD916H									
OnBoard LAN1	Intel I211 Gigabit Network						MAC Address	00-0B-51-40-00-03		
OnBoard LAN2	Intel I211 Gigabit Network						MAC Address	00-0B-51-40-00-02		
LAN Speed	Link / Speed LED	Active LED	LAN 1			LAN 2			Note	
			Pass	Fail	N/A	Pass	Fail	N/A		
1000Mbps Ping loss $\leq$ 1			<input checked="" type="checkbox"/>	<input type="checkbox"/>	<input type="checkbox"/>	<input checked="" type="checkbox"/>	<input type="checkbox"/>	<input type="checkbox"/>		
100Mbps Ping loss $\leq$ 1			<input checked="" type="checkbox"/>	<input type="checkbox"/>	<input type="checkbox"/>	<input checked="" type="checkbox"/>	<input type="checkbox"/>	<input type="checkbox"/>		
10Mbps Ping loss $\leq$ 1			<input checked="" type="checkbox"/>	<input type="checkbox"/>	<input type="checkbox"/>	<input checked="" type="checkbox"/>	<input type="checkbox"/>	<input type="checkbox"/>		
Wake On LAN (WOL should work properly when resume from S3/S4/S5)	S3		<input checked="" type="checkbox"/>	<input type="checkbox"/>	<input type="checkbox"/>	<input checked="" type="checkbox"/>	<input type="checkbox"/>	<input type="checkbox"/>		
	S4		<input checked="" type="checkbox"/>	<input type="checkbox"/>	<input type="checkbox"/>	<input checked="" type="checkbox"/>	<input type="checkbox"/>	<input type="checkbox"/>		
	S5		<input checked="" type="checkbox"/>	<input type="checkbox"/>	<input type="checkbox"/>	<input checked="" type="checkbox"/>	<input type="checkbox"/>	<input type="checkbox"/>		
LAN Boot (PXE) (Boot from LAN should work properly)			<input checked="" type="checkbox"/>	<input type="checkbox"/>	<input type="checkbox"/>	<input checked="" type="checkbox"/>	<input type="checkbox"/>	<input type="checkbox"/>		
Internet Browser (DHCP Server) (Visit the website should work properly)			<input checked="" type="checkbox"/>	<input type="checkbox"/>	<input type="checkbox"/>	<input checked="" type="checkbox"/>	<input type="checkbox"/>	<input type="checkbox"/>		
Access 1GB file from ftp. (Access file should not stop or error.)			<input checked="" type="checkbox"/>	<input type="checkbox"/>	<input type="checkbox"/>	<input checked="" type="checkbox"/>	<input type="checkbox"/>	<input type="checkbox"/>		
Iperf \$sudo iperf3 -c xx.xx.xx.xx -i 1 - t 60 (Gigabit LAN bandwidth should > 900Mbps)			<input checked="" type="checkbox"/>	<input type="checkbox"/>	<input type="checkbox"/>	<input checked="" type="checkbox"/>	<input type="checkbox"/>	<input type="checkbox"/>		

## 2.4. COM Ports Test

Test Item	Result			Note
	Pass	Fail	N/A	
Serial Modem Dial Out	<input checked="" type="checkbox"/>	<input type="checkbox"/>	<input type="checkbox"/>	
Serial Modem	Ring In	<input checked="" type="checkbox"/>	<input type="checkbox"/>	Test by Modem
	+12V	<input checked="" type="checkbox"/>	<input type="checkbox"/>	Test by Multimeter (COM2&3)

GENE-APL6 P5 Compatibility Test Report

+5V	<input checked="" type="checkbox"/>	<input type="checkbox"/>	<input type="checkbox"/>	Test by Multimeter (COM2&3)
Transmission Test <115200bps / 15M>	<input checked="" type="checkbox"/>	<input type="checkbox"/>	<input type="checkbox"/>	

2.5. RS-422 / RS-485 Test

Test Item	Result			Note
	Pass	Fail	N/A	
RS-422 for COMx	<input checked="" type="checkbox"/>	<input type="checkbox"/>	<input type="checkbox"/>	Use loopback and WINSSD.exe to test RS-422 in Windows
	<input checked="" type="checkbox"/>	<input type="checkbox"/>	<input type="checkbox"/>	1. The communication between the RS-422 port of two boards is linked by one 1.2km cable on Windows Terminal. 2. Confirm RS422 can work properly from G3 status 3. Test baud rate is 115200bps
RS-485 for COMx	<input checked="" type="checkbox"/>	<input type="checkbox"/>	<input type="checkbox"/>	Use ICP CON I-7044D D/IO Module in Windows(Support Auto flow control)
	<input checked="" type="checkbox"/>	<input type="checkbox"/>	<input type="checkbox"/>	1. The communication between the RS-485 port of two boards is linked by one 1.2km cable on Windows Terminal 2. Confirm RS485 can work properly from G3 status 3. Test baud rate is 115200bps.

2.6. LPT Port Test

Test Item	Result			Note
	Pass	Fail	N/A	
XEROX Phaser 3124 Laser Printer	<input checked="" type="checkbox"/>	<input type="checkbox"/>	<input type="checkbox"/>	

2.7. Digital I/O Test

Test item	Result			Note
	Pass	Fail	N/A	
DIO VCC +5V or +3.3V	<input checked="" type="checkbox"/>	<input type="checkbox"/>	<input type="checkbox"/>	

2.8. USB Port Integration Test

Item / USB Port		USB2.0 ports (under OS)			USB3.0 ports (under OS)			Note
		Pass	Fail	N/A	Pass	Fail	N/A	
USB HDD:	Transcend TS500GSJ25D3 500GB	<input checked="" type="checkbox"/>	<input type="checkbox"/>	<input type="checkbox"/>	<input checked="" type="checkbox"/>	<input type="checkbox"/>	<input type="checkbox"/>	
USB Flash:	SanDisk Extreme USB3.0 64GB	<input checked="" type="checkbox"/>	<input type="checkbox"/>	<input type="checkbox"/>	<input checked="" type="checkbox"/>	<input type="checkbox"/>	<input type="checkbox"/>	
	Transcend JetFlash700 8GB USB3.0	<input checked="" type="checkbox"/>	<input type="checkbox"/>	<input type="checkbox"/>	<input checked="" type="checkbox"/>	<input type="checkbox"/>	<input type="checkbox"/>	
USB DVD ROM:	BUFFALO DVSM-PC58U2V	<input checked="" type="checkbox"/>	<input type="checkbox"/>	<input type="checkbox"/>	<input checked="" type="checkbox"/>	<input type="checkbox"/>	<input type="checkbox"/>	
USB keyboard:	Microsoft 1366	<input checked="" type="checkbox"/>	<input type="checkbox"/>	<input type="checkbox"/>	<input checked="" type="checkbox"/>	<input type="checkbox"/>	<input type="checkbox"/>	
USB mouse:	Microsoft 1113	<input checked="" type="checkbox"/>	<input type="checkbox"/>	<input type="checkbox"/>	<input checked="" type="checkbox"/>	<input type="checkbox"/>	<input type="checkbox"/>	
USB FDD:	Mitsumi D353GUE	<input checked="" type="checkbox"/>	<input type="checkbox"/>	<input type="checkbox"/>	<input checked="" type="checkbox"/>	<input type="checkbox"/>	<input type="checkbox"/>	
USB2.0 HUB:	Transcend TS-HUB3K	<input checked="" type="checkbox"/>	<input type="checkbox"/>	<input type="checkbox"/>	<input checked="" type="checkbox"/>	<input type="checkbox"/>	<input type="checkbox"/>	

Test item	Result			Note
	Pass	Fail	N/A	
USB3.0 ports with power in S3 mode	<input checked="" type="checkbox"/>	<input type="checkbox"/>	<input type="checkbox"/>	
USB3.0 ports with power in S5 mode	<input checked="" type="checkbox"/>	<input type="checkbox"/>	<input type="checkbox"/>	

### 2.9. Touch Function Test

Test item	Result			Note
	Pass	Fail	N/A	
The calibrating result is correct.	<input checked="" type="checkbox"/>	<input type="checkbox"/>	<input type="checkbox"/>	
After touch panel is calibrated, drawing test result is precise enough.	<input checked="" type="checkbox"/>	<input type="checkbox"/>	<input type="checkbox"/>	
Windows icon should work properly when used touch to execute.	<input checked="" type="checkbox"/>	<input type="checkbox"/>	<input type="checkbox"/>	
Right-Click function should work properly.	<input checked="" type="checkbox"/>	<input type="checkbox"/>	<input type="checkbox"/>	
Multi touch should work properly	Multi draw	<input type="checkbox"/>	<input type="checkbox"/>	For multi touch panel
	Rotation / zoom	<input type="checkbox"/>	<input type="checkbox"/>	
Touch and right-click should work properly during Burnintest running.	<input checked="" type="checkbox"/>	<input type="checkbox"/>	<input type="checkbox"/>	BurninTest test item must include CPU/RAM/2D/3D/Video

### 2.10. Jumper and Connector Function Test

[ ] No Support

Test item	Result			Note
	Pass	Fail	N/A	
LVDS voltage jumper support 3.3V / 5V selection.	<input checked="" type="checkbox"/>	<input type="checkbox"/>	<input type="checkbox"/>	
Inverter voltage jumper support 5V / 12V selection.	<input checked="" type="checkbox"/>	<input type="checkbox"/>	<input type="checkbox"/>	
Brightness control jumper	PWM mode support 0~100% modulation.	<input checked="" type="checkbox"/>	<input type="checkbox"/>	
	DC mode support 0~100% modulation	<input checked="" type="checkbox"/>	<input type="checkbox"/>	
COM_VSET jumper support 12V / 5V / RI	<input checked="" type="checkbox"/>	<input type="checkbox"/>	<input type="checkbox"/>	
Clear CMOS will clear CMOS date , time , setting , password.	<input checked="" type="checkbox"/>	<input type="checkbox"/>	<input type="checkbox"/>	
Buzzer and 4 pin Speaker test	System boot: one short beep.	<input checked="" type="checkbox"/>	<input type="checkbox"/>	
	No memory found: One long beep, two short beep, pause a period of time, and loop.	<input checked="" type="checkbox"/>	<input type="checkbox"/>	
Power button	One touch for power on.	<input checked="" type="checkbox"/>	<input type="checkbox"/>	
	One touch for power off in BIOS manual.	<input checked="" type="checkbox"/>	<input type="checkbox"/>	
	One touch for system shutdown in Windows environment. (power manager need to set "press PWB for shutdown.)	<input checked="" type="checkbox"/>	<input type="checkbox"/>	

GENE-APL6 P5 Compatibility Test Report

	> 4sec for H/W shutdown in Windows environment. (power manager need to set "press PWB do nothing.)	<input checked="" type="checkbox"/>	<input type="checkbox"/>	<input type="checkbox"/>	
Reset button, system reset under DOS or Windows.		<input checked="" type="checkbox"/>	<input type="checkbox"/>	<input type="checkbox"/>	
Power LED behavior	S1(boot up): Power LED on	<input checked="" type="checkbox"/>	<input type="checkbox"/>	<input type="checkbox"/>	
	S3: Power LED off	<input checked="" type="checkbox"/>	<input type="checkbox"/>	<input type="checkbox"/>	
	S4: Power LED off	<input checked="" type="checkbox"/>	<input type="checkbox"/>	<input type="checkbox"/>	
	S5: Power LED off	<input checked="" type="checkbox"/>	<input type="checkbox"/>	<input type="checkbox"/>	
HDD LED, active when SATA/CF/CFast/mSATA/M.2 access	SATA: Active	<input checked="" type="checkbox"/>	<input type="checkbox"/>	<input type="checkbox"/>	
	CF: Active	<input type="checkbox"/>	<input type="checkbox"/>	<input checked="" type="checkbox"/>	
	CFast: Active	<input type="checkbox"/>	<input type="checkbox"/>	<input checked="" type="checkbox"/>	
	mSATA: Active	<input checked="" type="checkbox"/>	<input type="checkbox"/>	<input type="checkbox"/>	
	M.2(SATA): Active	<input type="checkbox"/>	<input type="checkbox"/>	<input checked="" type="checkbox"/>	
	M.2(PCI-e): Inactive	<input type="checkbox"/>	<input type="checkbox"/>	<input checked="" type="checkbox"/>	
CPU FAN	full speed can meet FAN specification	<input checked="" type="checkbox"/>	<input type="checkbox"/>	<input type="checkbox"/>	

### 3. Expansion card and Application Test

#### 3.1. Expansion Slot Compatibility Test

Test point: Make sure expansion slots are compatible with expansion cards.

Mini PCI Express Card		Result			Note
		Pass	Fail	N/A	
Full size	Quectel UC20 3G Card	<input checked="" type="checkbox"/>	<input type="checkbox"/>	<input type="checkbox"/>	If M/B support SIM slot
Full size	Sierra Wireless AirPrime MC734 Qualcomm 4G	<input type="checkbox"/>	<input type="checkbox"/>	<input checked="" type="checkbox"/>	If M/B support SIM slot 1. Ping 168.95.1.1 for 1000 clcyes, loss<2 times. 2. Download 1GB file from website.
Full size	AAEON PER-C11L Gigabit LAN card	<input checked="" type="checkbox"/>	<input type="checkbox"/>	<input type="checkbox"/>	
Full size	AAEON PER-C41C-A10 4 port RS-232	<input checked="" type="checkbox"/>	<input type="checkbox"/>	<input type="checkbox"/>	
Full size	Bear Card (mini-PCIe)	<input checked="" type="checkbox"/>	<input type="checkbox"/>	<input type="checkbox"/>	Gen1/Gen2
Half size	AzureWave AW-NB159H 802.11b/g/n RTL8723BE combo module	<input checked="" type="checkbox"/>	<input type="checkbox"/>	<input type="checkbox"/>	
Half size	AzureWave AW-CB161H 802.11a/b/g/n/ac(PCI-e Wireless+ USB Bluetooth) Realtek RTL8821AE	<input checked="" type="checkbox"/>	<input type="checkbox"/>	<input type="checkbox"/>	
Half size	Bointec DPE909-AA WIFI	<input checked="" type="checkbox"/>	<input type="checkbox"/>	<input type="checkbox"/>	

#### 3.2. Expansion Card Integration Test

Test Item	Result			Note
	Pass	Fail	N/A	
1. Connect devices to all of expansion slots. 2. No error during OS and driver installation 3. All of expansion cards should work normal.	<input checked="" type="checkbox"/>	<input type="checkbox"/>	<input type="checkbox"/>	



## 4. Power Consumption Test

Configuration	
CPU	Intel® Pentium® Processor N4200 (2M Cache, up to 2.50 GHz)
Memory	Transcend DDR3L 1600 SEC K4B4G0846D 8GB
Storage	Intel 520 SSD 120GB
O.S	Windows 10 Enterprise English Version 64Bit

### 4.1. Power Consumption

Test Equipment						
Equipment	Digital Multimeter					
Manufacturer	HOLA					
Model name	DM-1240					
Test Environment						
Adapter / power supply	N/A					
AC / DC source	GWINSTEK PSW 160-21.6					
Power Supply		Current		P		Note
(Full Loading Mode) Windows with Prime 95 Full Loading Test	(+ 12 V)	1.55	A	18.6	W	Prime95 Version 259
Full Loading Total Watt	18.6 (W)					
S3 mode: Measure the current value when system in S3 mode of windows and without running any	(+ 12 V)	0.07	A	0.84	W	
Suspend Total Watt	0.84 (W)					
Win. Idle mode: Measure the current value when system in windows mode and without running any program	(+ 12 V)	0.45	A	5.4	W	
Idle Total Watt	5.4(W)					
S5 mode: Measure the current value when system in S5 mode of windows and without running any	(+ 12 V)	0.06	A	0.72	W	Erp disable
Suspend Total Watt	0.72 (W)					
S5 mode: Measure the current value when system in S5 mode of windows and without running any	(+ 12 V)	0.02	A	0.24	W	Erp Enable
Suspend Total Watt	0.24 (W)					

### 4.2. PC Health Status

Test Point:

Voltage deviation: ±5%.

Fan speed deviation: ±10%

CPU DTS Temp deviation: ±15°C

System Temp deviation: ±5°C

Voltage Monitoring Test	Result			BIOS (V)	Actual (V)	Note
	Pass	Fail	N/A			
VCORE	<input checked="" type="checkbox"/>	<input type="checkbox"/>	<input type="checkbox"/>	0.760	0.77	
VMEM	<input checked="" type="checkbox"/>	<input type="checkbox"/>	<input type="checkbox"/>	1.352	1.35	
+12V	<input checked="" type="checkbox"/>	<input type="checkbox"/>	<input type="checkbox"/>	12.144	12.15	
+5V	<input checked="" type="checkbox"/>	<input type="checkbox"/>	<input type="checkbox"/>	5.045	5.09	
+5VSB	<input checked="" type="checkbox"/>	<input type="checkbox"/>	<input type="checkbox"/>	5.016	5.09	
+3.3V	<input checked="" type="checkbox"/>	<input type="checkbox"/>	<input type="checkbox"/>	3.264	3.35	
VBAT	<input checked="" type="checkbox"/>	<input type="checkbox"/>	<input type="checkbox"/>	3.168	3.15	
System Fan1 Speed	<input checked="" type="checkbox"/>	<input type="checkbox"/>	<input type="checkbox"/>	4972 RPM	4972 RPM	
CPU DTS Temp	<input checked="" type="checkbox"/>	<input type="checkbox"/>	<input type="checkbox"/>	36	32.9	
CPU Temp(external)	<input checked="" type="checkbox"/>	<input type="checkbox"/>	<input type="checkbox"/>	35	32.9	
System Temp	<input checked="" type="checkbox"/>	<input type="checkbox"/>	<input type="checkbox"/>	34	31.8	

### 4.3. Wide Voltage Test

#### 4.3.1. Wide Voltage Test

Test Point:

Test voltage range is follow specification.

Test Environment (a. System should boot properly (b. System wasn't halt in following status. )	DC Power (9V~36V)	Current		Note
Windows 10 with Prime 95 Full Loading Test	Min(+9V)	2.14	A	
	Max(+36V)	0.77	A	
Windows 10 Without running any Software	Min(+9V)	0.63	A	
	Max(+36V)	0.34	A	

#### 4.3.2. DC Adapter Compatibility Test

Test Point:

Confirm each adapter can be compatible with wide voltage design.

Adapter Information (a. System boot to OS should work properly.		AAEON P/N	Result			Note
			Pass	Fail	N/A	
9V	MEANWELL SE-100-9 9V/11.2A	N/A	<input checked="" type="checkbox"/>	<input type="checkbox"/>	<input type="checkbox"/>	
12V	FSP084-DIBAN2 84W	1255900841	<input checked="" type="checkbox"/>	<input type="checkbox"/>	<input type="checkbox"/>	
12V	FSP084-DMAA1 84W	1757908403	<input type="checkbox"/>	<input type="checkbox"/>	<input type="checkbox"/>	
19V	FSP120-ABAN2 120W	1255901202	<input type="checkbox"/>	<input type="checkbox"/>	<input type="checkbox"/>	
19V	FSP120-AAB 120W	1757912005	<input type="checkbox"/>	<input type="checkbox"/>	<input type="checkbox"/>	
24V	SINPRO MPU100-108 100W	XXXXXXXXXX	<input type="checkbox"/>	<input type="checkbox"/>	<input type="checkbox"/>	
36V	MEANWELL HRP-600-36	N/A	<input checked="" type="checkbox"/>	<input type="checkbox"/>	<input type="checkbox"/>	

### 4.4. CMOS Battery Test

Test Point: Calculated result should be > 5 years.

Battery: CR2032

Capacity 225mAh

Check item	Measured Voltage		Measured Current		Calculate Result		Result			Note
							Pass	Fail	N/A	
Battery leakage 1. Voltage should be >3V. 2. Calculated result should be > 5 years.	3.11	V	4.1	uA	6.26	years	<input checked="" type="checkbox"/>	<input type="checkbox"/>	<input type="checkbox"/>	

Calculate result=225mAh/measured current / 365days/24hours

## 5. Time Accuracy Test

### 5.1. System Clock & RTC Clock Test

Under Room Temperature:

Function	Item	Time Interval	Criteria	Actual	Result			Note
					Pass	Fail	N/A	
RTC Clock in Power On Mode		24 hrs	+/-2 sec	-2 Sec	<input checked="" type="checkbox"/>	<input type="checkbox"/>	<input type="checkbox"/>	
RTC Clock in Power Off Mode		24 hrs	+/-2 sec	0 Sec	<input checked="" type="checkbox"/>	<input type="checkbox"/>	<input type="checkbox"/>	

### 5.2. Booting Timer Test

Installation	Actual	Note
System Booting Time	7.5 Sec	Press the Power Button till "Beep" Sound appears

### 5.3. Watchdog Timer Test

Use Function as below: Hi-Safe (V2.2017.9.7)

[ ] No Support.

Time-Out Interval	Criteria	Actual	Result			Note
			Pass	Fail	N/A	
10 sec	+/- 10%	10.8 Sec	<input checked="" type="checkbox"/>	<input type="checkbox"/>	<input type="checkbox"/>	
60 sec	+/- 10%	61.6 Sec	<input checked="" type="checkbox"/>	<input type="checkbox"/>	<input type="checkbox"/>	
255 sec	+/- 10%	258.6 Sec	<input checked="" type="checkbox"/>	<input type="checkbox"/>	<input type="checkbox"/>	

Note : Under Room Temperature:

## 6. O.S. Compatibility Test

### 6.1. English Ubuntu16.04 Kernel 4.8.0-16-generic x86\_64

Driver Information:

Chipset Software	System default
Graphics Media	System default
Audio Driver	System default
LAN Driver	System default

Install OS to SATA HDD/ mSATA Card:

Installation	Result			Note
	Pass	Fail	N/A	
English Ubuntu16.04 Kernel 4.8.0-16-generic x86_64	<input checked="" type="checkbox"/>	<input type="checkbox"/>	<input type="checkbox"/>	Type uname -a

Test Result:

Test Item	Result			Note
	Pass	Fail	N/A	
<b>Display Function Test</b>				
VGA -- Full Screen	<input checked="" type="checkbox"/>	<input type="checkbox"/>	<input type="checkbox"/>	
HDMI -- Full Screen	<input checked="" type="checkbox"/>	<input type="checkbox"/>	<input type="checkbox"/>	
LVDS -- Full Screen	<input checked="" type="checkbox"/>	<input type="checkbox"/>	<input type="checkbox"/>	
VGA + HDMI	<input checked="" type="checkbox"/>	<input type="checkbox"/>	<input type="checkbox"/>	
VGA + LVDS	<input checked="" type="checkbox"/>	<input type="checkbox"/>	<input type="checkbox"/>	
HDMI + LVDS	<input checked="" type="checkbox"/>	<input type="checkbox"/>	<input type="checkbox"/>	
VGA + HDMI + LVDS	<input checked="" type="checkbox"/>	<input type="checkbox"/>	<input type="checkbox"/>	
<b>Network Function Test</b>				
Connect to Internet – LAN 1	<input checked="" type="checkbox"/>	<input type="checkbox"/>	<input type="checkbox"/>	
Connect to Internet – LAN 2	<input checked="" type="checkbox"/>	<input type="checkbox"/>	<input type="checkbox"/>	
<b>Audio Function Test</b>				
Play Audio Function Test	<input checked="" type="checkbox"/>	<input type="checkbox"/>	<input type="checkbox"/>	Play Audio Test
HDMI audio function Test	<input checked="" type="checkbox"/>	<input type="checkbox"/>	<input type="checkbox"/>	
<b>Base Function Test</b>				
Mouse Test	<input checked="" type="checkbox"/>	<input type="checkbox"/>	<input type="checkbox"/>	
Keyboard Test	<input checked="" type="checkbox"/>	<input type="checkbox"/>	<input type="checkbox"/>	
Console Redirection	<input type="checkbox"/>	<input type="checkbox"/>	<input checked="" type="checkbox"/>	
DVD-ROM Test	<input checked="" type="checkbox"/>	<input type="checkbox"/>	<input type="checkbox"/>	<IDE / SATA / USB >
USB 2.0 Removable Devices	<input checked="" type="checkbox"/>	<input type="checkbox"/>	<input type="checkbox"/>	
<b>X Windows Application</b>				
Start Button Office	<input checked="" type="checkbox"/>	<input type="checkbox"/>	<input type="checkbox"/>	Office function
X-Window	<input checked="" type="checkbox"/>	<input type="checkbox"/>	<input type="checkbox"/>	Startx – Desktop in Linux
<b>Command Test On Text Mode: Attention Delay Phenomenon</b>				
uname -a	<input checked="" type="checkbox"/>	<input type="checkbox"/>	<input type="checkbox"/>	Show information
Shutdown	<input checked="" type="checkbox"/>	<input type="checkbox"/>	<input type="checkbox"/>	Init 0 or shutdown -h now
Restart the Computer	<input checked="" type="checkbox"/>	<input type="checkbox"/>	<input type="checkbox"/>	Init 6 or shutdown -r now
ls / clear .....; cd /dev /ls -l	<input checked="" type="checkbox"/>	<input type="checkbox"/>	<input type="checkbox"/>	Command instruction

## 6.2. Windows 10 Enterprise English Version 32/64Bit

64bit Driver Information	
Chipset Software	Intel Chipset Device Software 10.1.1(06/03/2015)
Graphics Media	Intel HD Graphics 21.20.16.4528 (9/23/2016)
Audio Driver	Realtek High Definition Audio 6.0.1.7541 (6/18/2015) Intel Display Audio 10.22.0.37 (9/15/2016)
LAN Driver	Intel I211 Gigabit Connection 12.15.184.0 (8/04/2016) Intel I211 Gigabit Connection 12.15.184.0 (8/04/2016)

### Install OS to SATA HDD/ mSATA Card:

Installation	Result			Note
	Pass	Fail	N/A	
English Windows10 Enterprise 64bit	<input checked="" type="checkbox"/>	<input type="checkbox"/>	<input type="checkbox"/>	

### Test Results:

Test Item	Result			Note	
	Pass	Fail	N/A		
<b>Single Display</b>					
VGA -- Full Screen	<input checked="" type="checkbox"/>	<input type="checkbox"/>	<input type="checkbox"/>		
HDMI -- Full Screen	<input checked="" type="checkbox"/>	<input type="checkbox"/>	<input type="checkbox"/>	HDMI & LVDS2 (Change BOM)	
LVDS1 -- Full Screen	<input checked="" type="checkbox"/>	<input type="checkbox"/>	<input type="checkbox"/>		
LVDS2 -- Full Screen	<input checked="" type="checkbox"/>	<input type="checkbox"/>	<input type="checkbox"/>	HDMI & LVDS2 (Change BOM)	
Multi display	<input checked="" type="checkbox"/>	<input type="checkbox"/>	<input type="checkbox"/>		
<b>Basic Function Test</b>					
Usable memory	32bit: MB	<input type="checkbox"/>	<input type="checkbox"/>	<input checked="" type="checkbox"/>	
	64bit: 8.00 GB	<input checked="" type="checkbox"/>	<input type="checkbox"/>	<input type="checkbox"/>	(7.85 GB usable)
PS/2 Mouse and Keyboard	<input type="checkbox"/>	<input type="checkbox"/>	<input checked="" type="checkbox"/>		
USB Mouse and Keyboard	<input checked="" type="checkbox"/>	<input type="checkbox"/>	<input type="checkbox"/>		
COM Port Mouse detect	<input checked="" type="checkbox"/>	<input type="checkbox"/>	<input type="checkbox"/>		
LPT1	<input checked="" type="checkbox"/>	<input type="checkbox"/>	<input type="checkbox"/>		
USB 2.0	USB2.0	<input checked="" type="checkbox"/>	<input type="checkbox"/>	<input type="checkbox"/>	
Removable Devices	USB3.0	<input checked="" type="checkbox"/>	<input type="checkbox"/>	<input type="checkbox"/>	
	Safe to remove icon	<input checked="" type="checkbox"/>	<input type="checkbox"/>	<input type="checkbox"/>	
Touch Function	<input checked="" type="checkbox"/>	<input type="checkbox"/>	<input type="checkbox"/>		
TPM Function	<input checked="" type="checkbox"/>	<input type="checkbox"/>	<input type="checkbox"/>		
<b>LAN Function Test</b>					
LAN1 --- Auto	<input checked="" type="checkbox"/>	<input type="checkbox"/>	<input type="checkbox"/>		
LAN2 --- Auto	<input checked="" type="checkbox"/>	<input type="checkbox"/>	<input type="checkbox"/>		
<b>Audio Function Test</b>					
Line Out Test	<input checked="" type="checkbox"/>	<input type="checkbox"/>	<input type="checkbox"/>		
Line In Test	<input checked="" type="checkbox"/>	<input type="checkbox"/>	<input type="checkbox"/>		
Microphone Test	<input checked="" type="checkbox"/>	<input type="checkbox"/>	<input type="checkbox"/>		
S/P DIF Test	<input type="checkbox"/>	<input type="checkbox"/>	<input checked="" type="checkbox"/>		
<b>Start Menu</b>					
Log off User	<input checked="" type="checkbox"/>	<input type="checkbox"/>	<input type="checkbox"/>		
Shut down (S5)	<input checked="" type="checkbox"/>	<input type="checkbox"/>	<input type="checkbox"/>		
Sleep (S3)	<input checked="" type="checkbox"/>	<input type="checkbox"/>	<input type="checkbox"/>		
Restart	<input checked="" type="checkbox"/>	<input type="checkbox"/>	<input type="checkbox"/>		
Hibernate (S4)	<input checked="" type="checkbox"/>	<input type="checkbox"/>	<input type="checkbox"/>		

## 7. BIOS Function Test

Configuration	
CPU	Intel® Pentium® Processor N4200 (2M Cache, up to 2.50 GHz)
Memory	Transcend DDR3L 1600 SEC K4B4G0846D 8GB
Storage	Intel 520 SSD 120GB
O.S	Windows 10 Enterprise English Version 64Bit

Test Point:  
Confirm BIOS control items are working correctly.

### 7.1. Advanced Test

Test Item (Following item should work properly)	Result			Note		
	Pass	Fail	N/A			
Trusted Computing	TPM SUPPORT	<input checked="" type="checkbox"/>	<input type="checkbox"/>	<input type="checkbox"/>		
	Clear TPM	<input checked="" type="checkbox"/>	<input type="checkbox"/>	<input type="checkbox"/>		
*CPU configuration	Information	<input checked="" type="checkbox"/>	<input type="checkbox"/>	<input type="checkbox"/>		
	Hyper-threading	<input type="checkbox"/>	<input type="checkbox"/>	<input checked="" type="checkbox"/>	Enable/Disable	
	Virtualization Technology	<input checked="" type="checkbox"/>	<input type="checkbox"/>	<input type="checkbox"/>	Enable/Disable	
	EIST	<input checked="" type="checkbox"/>	<input type="checkbox"/>	<input type="checkbox"/>	Enable/Disable	
	Turbo boost	<input checked="" type="checkbox"/>	<input type="checkbox"/>	<input type="checkbox"/>		
*SATA configuration	SATA information	<input checked="" type="checkbox"/>	<input type="checkbox"/>	<input type="checkbox"/>		
	SATA controller	<input checked="" type="checkbox"/>	<input type="checkbox"/>	<input type="checkbox"/>	Enable/Disable	
	Hot plug	<input checked="" type="checkbox"/>	<input type="checkbox"/>	<input type="checkbox"/>		
SCC Configuration	SCC eMMC Support	<input checked="" type="checkbox"/>	<input type="checkbox"/>	<input type="checkbox"/>	Enable/Disable	
	eMMC Max Speed	<input checked="" type="checkbox"/>	<input type="checkbox"/>	<input type="checkbox"/>		
PCI Express Configuration	Enable	<input checked="" type="checkbox"/>	<input type="checkbox"/>	<input type="checkbox"/>	Enable/Disable	
	Disable	<input checked="" type="checkbox"/>	<input type="checkbox"/>	<input type="checkbox"/>		
PCI Slot (CN8)	Auto	<input checked="" type="checkbox"/>	<input type="checkbox"/>	<input type="checkbox"/>		
	Serial port 1	<input checked="" type="checkbox"/>	<input type="checkbox"/>	<input type="checkbox"/>	Enable/Disable	
Super IO configuration	Serial port 2	<input checked="" type="checkbox"/>	<input type="checkbox"/>	<input type="checkbox"/>		
	RS232	<input checked="" type="checkbox"/>	<input type="checkbox"/>	<input type="checkbox"/>		
	RS422	<input checked="" type="checkbox"/>	<input type="checkbox"/>	<input type="checkbox"/>		
	RS485	<input checked="" type="checkbox"/>	<input type="checkbox"/>	<input type="checkbox"/>		
	Serial port3	<input checked="" type="checkbox"/>	<input type="checkbox"/>	<input type="checkbox"/>		
	RS232	<input checked="" type="checkbox"/>	<input type="checkbox"/>	<input type="checkbox"/>		
	RS422	<input checked="" type="checkbox"/>	<input type="checkbox"/>	<input type="checkbox"/>		
	RS485	<input checked="" type="checkbox"/>	<input type="checkbox"/>	<input type="checkbox"/>		
	Serial port4	<input checked="" type="checkbox"/>	<input type="checkbox"/>	<input type="checkbox"/>		
	Parallel Port	<input checked="" type="checkbox"/>	<input type="checkbox"/>	<input type="checkbox"/>		
	*Restore AC Power Loss	Power on	<input checked="" type="checkbox"/>	<input type="checkbox"/>	<input type="checkbox"/>	
		Power Off	<input checked="" type="checkbox"/>	<input type="checkbox"/>	<input type="checkbox"/>	
Last State		<input checked="" type="checkbox"/>	<input type="checkbox"/>	<input type="checkbox"/>		
*S5 RTC Wake up	Wake system with Dynamic time	<input type="checkbox"/>	<input type="checkbox"/>	<input checked="" type="checkbox"/>		
	Wake system with fixed time	<input checked="" type="checkbox"/>	<input type="checkbox"/>	<input type="checkbox"/>		
Digital IO Port Configuration	DIO0~7	<input checked="" type="checkbox"/>	<input type="checkbox"/>	<input type="checkbox"/>	Test under Dos and OS	
*Power Mode	ATX	<input checked="" type="checkbox"/>	<input type="checkbox"/>	<input type="checkbox"/>		
	AT	Auto power on	<input checked="" type="checkbox"/>	<input type="checkbox"/>	<input type="checkbox"/>	
		PWB no function	<input checked="" type="checkbox"/>	<input type="checkbox"/>	<input type="checkbox"/>	
		Disable S3/S4	<input checked="" type="checkbox"/>	<input type="checkbox"/>	<input type="checkbox"/>	

GENE-APL6 P5 Compatibility Test Report

		PWR LED and FAN still running when S5 shutdown.	<input checked="" type="checkbox"/>	<input type="checkbox"/>	<input type="checkbox"/>	
		Support UEFI and legacy mode.	<input checked="" type="checkbox"/>	<input type="checkbox"/>	<input type="checkbox"/>	
Smart FAN	CPU_FAN1	Enabled/Disable	<input checked="" type="checkbox"/>	<input type="checkbox"/>	<input type="checkbox"/>	
		Manual	<input checked="" type="checkbox"/>	<input type="checkbox"/>	<input type="checkbox"/>	0~255 255: 4300rpm;127:1920rpm; 0:1073rpm
		Auto	<input checked="" type="checkbox"/>	<input type="checkbox"/>	<input type="checkbox"/>	

7.2. Chipset Test

Test Item (Following item should work properly)			Result			Note
			Pass	Fail	N/A	
North Bridge	LVDS1	Enable/disable	<input checked="" type="checkbox"/>	<input type="checkbox"/>	<input type="checkbox"/>	
	Panel type	640x480	<input checked="" type="checkbox"/>	<input type="checkbox"/>	<input type="checkbox"/>	
		800x480	<input checked="" type="checkbox"/>	<input type="checkbox"/>	<input type="checkbox"/>	
		800x600	<input checked="" type="checkbox"/>	<input type="checkbox"/>	<input type="checkbox"/>	
		1024x600	<input checked="" type="checkbox"/>	<input type="checkbox"/>	<input type="checkbox"/>	
		1024x768	<input checked="" type="checkbox"/>	<input type="checkbox"/>	<input type="checkbox"/>	
		1280x768	<input checked="" type="checkbox"/>	<input type="checkbox"/>	<input type="checkbox"/>	
		1280x800	<input checked="" type="checkbox"/>	<input type="checkbox"/>	<input type="checkbox"/>	
		1280x1024	<input checked="" type="checkbox"/>	<input type="checkbox"/>	<input type="checkbox"/>	
		1366x768	<input checked="" type="checkbox"/>	<input type="checkbox"/>	<input type="checkbox"/>	
		1440x900	<input checked="" type="checkbox"/>	<input type="checkbox"/>	<input type="checkbox"/>	
		1600x1200	<input checked="" type="checkbox"/>	<input type="checkbox"/>	<input type="checkbox"/>	
		1920x1080	<input checked="" type="checkbox"/>	<input type="checkbox"/>	<input type="checkbox"/>	
	1920x1200	<input checked="" type="checkbox"/>	<input type="checkbox"/>	<input type="checkbox"/>		
	Backlight Level	0~100%	<input checked="" type="checkbox"/>	<input type="checkbox"/>	<input type="checkbox"/>	0~100% DC: 100%=5.08V; 50%=2.40V; 0%=0.02V PWM: 100%=3.26V; 50%=1.67V; 0%=0V
	Color Depth		<input checked="" type="checkbox"/>	<input type="checkbox"/>	<input type="checkbox"/>	18bit,24bit,36bit,48bit
	Backlight Type	Normal / inverted	<input checked="" type="checkbox"/>	<input type="checkbox"/>	<input type="checkbox"/>	
	LVDS2	Enable/disable	<input checked="" type="checkbox"/>	<input type="checkbox"/>	<input type="checkbox"/>	
	Panel type	640x480	<input checked="" type="checkbox"/>	<input type="checkbox"/>	<input type="checkbox"/>	
		800x480	<input checked="" type="checkbox"/>	<input type="checkbox"/>	<input type="checkbox"/>	
		800x600	<input checked="" type="checkbox"/>	<input type="checkbox"/>	<input type="checkbox"/>	
		1024x600	<input checked="" type="checkbox"/>	<input type="checkbox"/>	<input type="checkbox"/>	
		1024x768	<input checked="" type="checkbox"/>	<input type="checkbox"/>	<input type="checkbox"/>	
		1280x768	<input checked="" type="checkbox"/>	<input type="checkbox"/>	<input type="checkbox"/>	
		1280x800	<input checked="" type="checkbox"/>	<input type="checkbox"/>	<input type="checkbox"/>	
		1280x1024	<input checked="" type="checkbox"/>	<input type="checkbox"/>	<input type="checkbox"/>	
		1366x768	<input checked="" type="checkbox"/>	<input type="checkbox"/>	<input type="checkbox"/>	
		1440x900	<input checked="" type="checkbox"/>	<input type="checkbox"/>	<input type="checkbox"/>	
		1600x1200	<input checked="" type="checkbox"/>	<input type="checkbox"/>	<input type="checkbox"/>	
		1920x1080	<input checked="" type="checkbox"/>	<input type="checkbox"/>	<input type="checkbox"/>	
	1920x1200	<input checked="" type="checkbox"/>	<input type="checkbox"/>	<input type="checkbox"/>		
	Backlight Level	0~100%	<input checked="" type="checkbox"/>	<input type="checkbox"/>	<input type="checkbox"/>	0~100% DC: 100%=5.06V; 50%=2.40V; 0%=0.02V PWM: 100%=3.32V; 50%=1.67V; 0%=0V
	Color Depth		<input checked="" type="checkbox"/>	<input type="checkbox"/>	<input type="checkbox"/>	18bit,24bit,36bit,48bit
Backlight Type	Normal / inverted	<input checked="" type="checkbox"/>	<input type="checkbox"/>	<input type="checkbox"/>		



GENE-APL6 P5 Compatibility Test Report

	*Memory Configuration	<input checked="" type="checkbox"/>	<input type="checkbox"/>	<input type="checkbox"/>	
	Max TOLUD	<input type="checkbox"/>	<input type="checkbox"/>	<input checked="" type="checkbox"/>	

### 7.3. Boot Test

Test Item (Following item should work properly)	Result			Note
	Pass	Fail	N/A	
Quiet Boot	<input checked="" type="checkbox"/>	<input type="checkbox"/>	<input type="checkbox"/>	
UEFI PXE OpROM	<input checked="" type="checkbox"/>	<input type="checkbox"/>	<input type="checkbox"/>	
UEFI From Hard Disk	<input checked="" type="checkbox"/>	<input type="checkbox"/>	<input type="checkbox"/>	
UEFI From CDROM	<input checked="" type="checkbox"/>	<input type="checkbox"/>	<input type="checkbox"/>	
UEFI From USB HDD	<input checked="" type="checkbox"/>	<input type="checkbox"/>	<input type="checkbox"/>	
UEFI From USB CD-ROM	<input checked="" type="checkbox"/>	<input type="checkbox"/>	<input type="checkbox"/>	
UEFI from LAN	<input checked="" type="checkbox"/>	<input type="checkbox"/>	<input type="checkbox"/>	
Disable	<input checked="" type="checkbox"/>	<input type="checkbox"/>	<input type="checkbox"/>	

### 7.4. Clear CMOS and Load Default Test

Test Item (Following item should work properly)	Result			Note	
	Pass	Fail	N/A		
Clear CMOS by jumper (under G3 status)	<input checked="" type="checkbox"/>	<input type="checkbox"/>	<input type="checkbox"/>	Clear date, time, setting, password	
Clear CMOS by remove battery(under G3 status)	<input checked="" type="checkbox"/>	<input type="checkbox"/>	<input type="checkbox"/>	Clear date, time, setting, password	
Load default	Date, time, password should be kept	<input checked="" type="checkbox"/>	<input type="checkbox"/>	<input type="checkbox"/>	
	BIOS setting should be restored to default.	<input checked="" type="checkbox"/>	<input type="checkbox"/>	<input type="checkbox"/>	
	Boot option priorities should restore from disable to default.	<input checked="" type="checkbox"/>	<input type="checkbox"/>	<input type="checkbox"/>	

### 7.5. AAEON Tag Check Utility

Test Item (Following item should work properly)	Result			Note
	Pass	Fail	N/A	
Check AAEON BIOS OK	<input type="checkbox"/>	<input type="checkbox"/>	<input checked="" type="checkbox"/>	AONCHECK.EXE

### 7.6. Supervisor / User Password Test

Test Item (Following item should work properly)	Result			Note
	Pass	Fail	N/A	
Administrator Password	<input checked="" type="checkbox"/>	<input type="checkbox"/>	<input type="checkbox"/>	
User Password	<input checked="" type="checkbox"/>	<input type="checkbox"/>	<input type="checkbox"/>	

### 7.7. Hi-safe Test (Test in P3 phase)

Test Item (Following item should work properly)	Result			Note	
	Pass	Fail	N/A		
Version(V2.2017.9.7)	<input checked="" type="checkbox"/>	<input type="checkbox"/>	<input type="checkbox"/>		
System Information	CPU Information	<input checked="" type="checkbox"/>	<input type="checkbox"/>	<input type="checkbox"/>	
	Model Name	<input checked="" type="checkbox"/>	<input type="checkbox"/>	<input type="checkbox"/>	
	Display Information	<input checked="" type="checkbox"/>	<input type="checkbox"/>	<input type="checkbox"/>	
	RAM Information	<input checked="" type="checkbox"/>	<input type="checkbox"/>	<input type="checkbox"/>	Support single DIMM
H/W Monitor	Info	<input checked="" type="checkbox"/>	<input type="checkbox"/>	<input type="checkbox"/>	
	Fan Speed	<input checked="" type="checkbox"/>	<input type="checkbox"/>	<input type="checkbox"/>	

GENE-APL6 P5 Compatibility Test Report

	Temperature	<input checked="" type="checkbox"/>	<input type="checkbox"/>	<input type="checkbox"/>	
	Voltage	<input checked="" type="checkbox"/>	<input type="checkbox"/>	<input type="checkbox"/>	
DIO	DIO1~4 High	<input checked="" type="checkbox"/>	<input type="checkbox"/>	<input type="checkbox"/>	
	DIO1~4 Low	<input checked="" type="checkbox"/>	<input type="checkbox"/>	<input type="checkbox"/>	
	DIO5~8 High	<input checked="" type="checkbox"/>	<input type="checkbox"/>	<input type="checkbox"/>	
	DIO5~8 Low	<input checked="" type="checkbox"/>	<input type="checkbox"/>	<input type="checkbox"/>	
WatchDog	10sec	<input checked="" type="checkbox"/>	<input type="checkbox"/>	<input type="checkbox"/>	Actual 10.8 sec
	1min	<input checked="" type="checkbox"/>	<input type="checkbox"/>	<input type="checkbox"/>	Actual 61.6 sec
	255sec	<input checked="" type="checkbox"/>	<input type="checkbox"/>	<input type="checkbox"/>	Actual 258.6sec
	Auto Reload	<input checked="" type="checkbox"/>	<input type="checkbox"/>	<input type="checkbox"/>	
SMBus	Device Address	<input checked="" type="checkbox"/>	<input type="checkbox"/>	<input type="checkbox"/>	0xA0
	Register offset	<input checked="" type="checkbox"/>	<input type="checkbox"/>	<input type="checkbox"/>	0x00
	Receive Data	<input checked="" type="checkbox"/>	<input type="checkbox"/>	<input type="checkbox"/>	0x92
	Read	<input checked="" type="checkbox"/>	<input type="checkbox"/>	<input type="checkbox"/>	
Smart FAN	Chipset	<input checked="" type="checkbox"/>	<input type="checkbox"/>	<input type="checkbox"/>	
	Fan Speed	<input checked="" type="checkbox"/>	<input type="checkbox"/>	<input type="checkbox"/>	CPU
	Temperature	<input checked="" type="checkbox"/>	<input type="checkbox"/>	<input type="checkbox"/>	
	Speed control	<input checked="" type="checkbox"/>	<input type="checkbox"/>	<input type="checkbox"/>	
	Off Speed TMP	<input checked="" type="checkbox"/>	<input type="checkbox"/>	<input type="checkbox"/>	
	Full Speed TMP	<input checked="" type="checkbox"/>	<input type="checkbox"/>	<input type="checkbox"/>	

7.8. Negative Test

7.8.1 USB Keyboard Negative Test

Methods	Result			Note
	Pass	Fail	N/A	
1. Boot into BIOS setup manual. 2. Press NumLock or ScrLk and press arrow key. 3. confirm arrow key function are normally	<input checked="" type="checkbox"/>	<input type="checkbox"/>	<input type="checkbox"/>	

7.8.2 Suspend S3 Negative Test

Methods		Result			Note
		Pass	Fail	N/A	
1. Resume from S3. 2. Confirm com ports(RS232/422/485), DIO, smartfan, LVDS backlight control, USB ports, HDMI/DP audio can work properly.	RS232/422/485	<input checked="" type="checkbox"/>	<input type="checkbox"/>	<input type="checkbox"/>	
	DIO	<input checked="" type="checkbox"/>	<input type="checkbox"/>	<input type="checkbox"/>	
	SmartFan	<input checked="" type="checkbox"/>	<input type="checkbox"/>	<input type="checkbox"/>	
	LVDS Backlight control	<input checked="" type="checkbox"/>	<input type="checkbox"/>	<input type="checkbox"/>	
	USB ports	<input checked="" type="checkbox"/>	<input type="checkbox"/>	<input type="checkbox"/>	
	DP/HDMI audio	<input checked="" type="checkbox"/>	<input type="checkbox"/>	<input type="checkbox"/>	

7.8.3 UEFI Mode Negative Test

Methods	Result			Note
	Pass	Fail	N/A	
1. Install Windows with UEFI mode. 2. Clear CMOS. 3. Confirm BIOS\Boot device was not loss "Windows boot manager" and should boot into Windows properly.	<input checked="" type="checkbox"/>	<input type="checkbox"/>	<input type="checkbox"/>	

## 8. Performance Test

Configuration	
CPU	Intel® Pentium® Processor N4200 (2M Cache, up to 2.50 GHz)
Memory	Transcend DDR3L 1600 SEC K4B4G0846D 8GB
Storage	Intel 520 SSD 120GB
O.S	Windows 10 Enterprise English Version 64Bit

### 8.1. System Performance Test

Test Result: (Display set 1920\*1080 test)

Testing Software	Scope		Note
	AAEON	Ref.	
<b>PCMark 8 (Creative)</b>			Windows 10.1 (64bit)
PCMarks	1596		PCMarks
Test duration	91 min 39 s		
Web Browsing-Jungle Pin	0.45486 s		
Web Browsing-Amazonia	0.15968 s		
Video To Go part 1	12.55433 s		
Video To Go part 2	15.78700 s		
Music To Go	25.71167 s		
Video Editing 4k part 1 conventional	32.82693 s		
Video Editing 4k part 2 conventional	640.70749 s		
Mainstream Gaming part 1	4.48 FPS		
Mainstream Gaming part 2	2.41 FPS		
Video Group Chat v2- Video Group Chat playback1 v2	29.99 fps		
Video Group Chat v2- Video Group Chat playback2 v2	29.99 fps		
Video Group Chat v2- Video Group Chat playback3 v2	29.99 fps		
Video Group Chat encoding v2	180.66667 ms		
Advanced Photo Editing1	1.16012 s		
Advanced Photo Editing2	81.09030 s		

Testing Software	Scope		Note
	AAEON	Ref.	
<b>3DMark-v2-3-3693</b>			
<b>Sky Diver</b>			
Score	1950	-	
Graphics score	1882	-	
Graphics test 1	8.46 FPS		
Graphics test 2	8.74 FPS		
Physics score	2674	-	
8 threads	41.65 FPS	-	
24 threads	27.52 FPS		
48 threads	0.00 FPS		
96 threads	0.00 FPS		
Combined score	1725		
Combined test	7.10 FPS		

GENE-APL6 P5 Compatibility Test Report

Fire Strike		
Score	427	-
Graphics score	455	-
Graphics test 1	2.24 FPS	
Graphics test 2	1.77 FPS	
Physics score	3111	-
Physics test	9.88 FPS	-
Combined score	156	
Combined test	0.73 FPS	

Testing Software	Scope		Note
	AAEON	Ref.	
<b>Performance Test 8.0</b>			
PassMark Rating	1199.7	-	
CPU Mark	2412	-	
2D Graphics Mark	233.9	-	
3D Graphics Mark	381.9	-	
Memory Mark	1099	-	
Disk Mark	2691	-	
CD Mark	-	-	

## 8.2. Storage Performance Test

SATA Performance				
SATA SSD	Intel 520 SSD 120GB			
CPU	Intel® Pentium® Processor N4200 (2M Cache, up to 2.50 GHz)			
Memory	Transcend DDR3L 1600 SEC K4B4G0846D 8GB			
OS	Windows 10 Enterprise English Version 64Bit			
Item	Comment / (unit)	Software	Score	Note
SATAIII	Maximum Read	ATTO Disk Benchmark	554.11 MB/s	SATAII 150~300MB SATAIII up 300M/B
	Maximum Write	ATTO Disk Benchmark	513.75 MB/s	

USB3.0/2.0 Performance				
USB Flash	SanDisk USB3.0 Extreme 64GB			
Item	Comment / (unit)	Software	Transfer Rate (MB/s)	Note
USB3.0	Maximum Read	ATTO Disk Benchmark	234.44 MB/s	
	Maximum Write	ATTO Disk Benchmark	62.82 MB/s	
USB3.0	Maximum Read	ATTO Disk Benchmark	233.39 MB/s	
	Maximum Write	ATTO Disk Benchmark	58.10 MB/s	
USB2.0	Maximum Read	ATTO Disk Benchmark	37.97 MB/s	
	Maximum Write	ATTO Disk Benchmark	19.53 MB/s	
USB2.0	Maximum Read	ATTO Disk Benchmark	37.91 MB/s	
	Maximum Write	ATTO Disk Benchmark	18.97 MB/s	

mSATA / CFast /CF performance	
mSATA	Transcend TS128GMSM360I 128GB

GENE-APL6 P5 Compatibility Test Report

Item	Comment / (unit)	Software	Transfer Rate (MB/s)	Note
mSATA	Maximum Read	ATTO Disk Benchmark	512.52 MB/s	
	Maximum Write	ATTO Disk Benchmark	159.15 MB/s	

eMMC				
eMMC Flash	32GB eMMC			
Item	Comment / (unit)	Software	Transfer Rate (MB/s)	Note
32GB eMMC	Maximum Read	ATTO Disk Benchmark	245.70 MB/s	
	Maximum Write	ATTO Disk Benchmark	131.59 MB/s	

## 9. Stability test

Configuration	
CPU	Intel® Pentium® Processor N4200 (2M Cache, up to 2.50 GHz)
Memory	Transcend DDR3L 1600 SEC K4B4G0846D 8GB
Storage	Intel 520 SSD 120GB
O.S	Windows 10 Enterprise English Version 64Bit

### 9.1. Run In Test

Under Room Temperature:

OS: Windows 8.1 Enterprise English 64bit

Test Item	Result			Note	
	Pass	Fail	N/A		
Burn In Test V8.1( 1020 above ) Duty: 100 Time: over 12 hours  <System should not error or hang during testing.>	CPU	<input checked="" type="checkbox"/>	<input type="checkbox"/>	<input type="checkbox"/>	
	RAM	<input checked="" type="checkbox"/>	<input type="checkbox"/>	<input type="checkbox"/>	
	COM	<input checked="" type="checkbox"/>	<input type="checkbox"/>	<input type="checkbox"/>	
	GPU	<input checked="" type="checkbox"/>	<input type="checkbox"/>	<input type="checkbox"/>	
	Video	<input checked="" type="checkbox"/>	<input type="checkbox"/>	<input type="checkbox"/>	
	2D	<input checked="" type="checkbox"/>	<input type="checkbox"/>	<input type="checkbox"/>	
	3D	<input checked="" type="checkbox"/>	<input type="checkbox"/>	<input type="checkbox"/>	
	Disk	<input checked="" type="checkbox"/>	<input type="checkbox"/>	<input type="checkbox"/>	
	Sound	<input checked="" type="checkbox"/>	<input type="checkbox"/>	<input type="checkbox"/>	
	Network <Advanced>	<input checked="" type="checkbox"/>	<input type="checkbox"/>	<input type="checkbox"/>	
	Parallel	<input checked="" type="checkbox"/>	<input type="checkbox"/>	<input type="checkbox"/>	
	USB	2.0	<input checked="" type="checkbox"/>	<input type="checkbox"/>	<input type="checkbox"/>
3.0		<input checked="" type="checkbox"/>	<input type="checkbox"/>	<input type="checkbox"/>	

Note: COM PORT Speed Set to 115200.

### 9.2. Reboot Test

Under Room Temperature:

OS: Windows 8.1 Enterprise English 64bit

Test Tool: Passmark rebooter.exe

Test item	Result			Note
	Pass	Fail	N/A	
Reboot test for 500 cycles	<input checked="" type="checkbox"/>	<input type="checkbox"/>	<input type="checkbox"/>	

<a. System should not error or hang during testing.> <b. Device manager should not lose any devices or yellow bang >				
---	--	--	--	--

### 9.3. ACPI G3 Cold Boot Test

Under Room Temperature:

OS: DOS

Test Point:

1. Make sure system boot up is stable.
2. Make sure boot function support AC power restored in short time.

Test item	Result			Note
	Pass	Fail	N/A	
G3(AC loss) cold boot over 1000 cycles Setting: Power on- 40sec ; Power off-- 20sec. <loss rate: 0 /1000 times>	<input checked="" type="checkbox"/>	<input type="checkbox"/>	<input type="checkbox"/>	<input checked="" type="checkbox"/> BIOS select " power on" or <input type="checkbox"/> Jumper setting auto power button
G3(AC loss) cold boot over 20 cycles Setting: Power on- 40sec ; Power off- 5sec. <loss rate: 0 /20 times>	<input checked="" type="checkbox"/>	<input type="checkbox"/>	<input type="checkbox"/>	H/W [auto power button] need to set enable..

### 9.4. ACPI S5 Cold Boot Test

Under Room Temperature:

OS: Windows 10 Enterprise English 64bit

Test item	Result			Note
	Pass	Fail	N/A	
S5(standby power) cold boot over 500 cycles < System should complete 500 cycles without any error or hang.>	<input type="checkbox"/>	<input type="checkbox"/>	<input type="checkbox"/>	<ol style="list-style-type: none"> <li>1. "PassMark Rebooter" set 500 cycles ; delay 30sec and enable "auto load Rebooter at startup".</li> <li>2. On/off fixture cycle time to set 150sec.</li> </ol>

### 9.5. Memory Test

Under room temperature:

OS: DOS

Tool: Passmark Memtest version7.0 UEFI

Memory information: Transcend DDR3L-1600 8GB(SEC 443 BYKO K4B4G0846D).

Test item	Result			Note
	Pass	Fail	N/A	
Memory Test for 4 loops. < Memtest result should not error or hang..>	<input checked="" type="checkbox"/>	<input type="checkbox"/>	<input type="checkbox"/>	

Remark: If system support UEFI mode only, the test tool is [Memtest86 Version 5.0 Experimental UEFI Beta]

### 9.6. System stability after S3 / S4 / S5 cycles

Under Room Temperature:

OS: Windows 10 Enterprise English 64bit

Test item	Criteria	Result			Note
		Pass	Fail	N/A	
System stability after S3 cycles <Perform S3 cycles 3 times>	<ol style="list-style-type: none"> <li>1.SUT boots to OS successfully.</li> <li>2. No yellow bang observed if all the drivers are installed</li> </ol>	<input checked="" type="checkbox"/>	<input type="checkbox"/>	<input type="checkbox"/>	

GENE-APL6 P5 Compatibility Test Report

	3.SUT does S3-resume cycles successfully without any issues				
System stability after S4 cycles <Perform S4 cycles 3 times>	1.SUT boots to OS successfully. 2. No yellow bang observed if all the drivers are installed 3.SUT does S4-resume cycles successfully without any issues	<input checked="" type="checkbox"/>	<input type="checkbox"/>	<input type="checkbox"/>	
System stability after S5 cycles <Perform S5 cycles 3 times>	1.SUT boots to OS successfully. 2. No yellow bang observed if all the drivers are installed 3.SUT does S5-resume cycles successfully without any issues	<input checked="" type="checkbox"/>	<input type="checkbox"/>	<input type="checkbox"/>	