

Report NO: 12I010012

FWS-2200

Intel® Atom™ D525 + ICH8M Chipset 6 LANs Network Appliance P5 Verification Test Report

Summary	<input checked="" type="checkbox"/> Pass <input type="checkbox"/> Fail <input type="checkbox"/> Pass with Deviation (Comment: _____)			
	Test Results Category			
	Critical	Major	Minor	Enhancement
Defect Found	0	0	0	0
Defect Unsolved	0	0	0	0

Issue date

2012/04/30

Approval

Wayne Chen

Test Engineer

 Louie Lee
 Jack1 Huang

Version Released Records

Date	Version	Change History	Note
2010/04/21	P3-1001	1. Re-composing test Items	
2010/06/01	P2P3-1001	1. New Test Report	
2010/06/21	P2P3-1002	1. Add BIOS -> SPI ROM Setting (South Bridge - GPIO)	
2010/12/02	P2P2-1003	1. New Test Report	
2011/02/23	P2P3-1101	1. Re-composing test Items	
2011/03/04	P2P3-1102	1. Add Specification Validation	

Note :

For all test items in this report, 3 results have been defined and described as follow:

- Pass:** Functionalities worked perfectly
Fail: Functionality failed and must be resolved in the next version
N/A: Functionality is Not Applicable or Not Available

This test report will be updated when re-test completed in next version of the product.

Specification Validation

Main Specification

Item	Specification	Result			Note
		Pass	Fail	N/A	
Product Name	FWS-2200	<input checked="" type="checkbox"/>	<input type="checkbox"/>	<input type="checkbox"/>	
Form Factor	Desktop 6-port Network Appliance	<input checked="" type="checkbox"/>	<input type="checkbox"/>	<input type="checkbox"/>	
Processor	Onboard Intel® Dual-Core Atom™ D525 processor	<input checked="" type="checkbox"/>	<input type="checkbox"/>	<input type="checkbox"/>	
Chipset	Intel® Atom™ D525 + ICH8M	<input checked="" type="checkbox"/>	<input type="checkbox"/>	<input type="checkbox"/>	
System Memory	2 x 204-pin Single Channel DDR3 800MHz SODIMM up to 4 GB	<input checked="" type="checkbox"/>	<input type="checkbox"/>	<input type="checkbox"/>	
VGA controller	1 x Pin header reserved	<input checked="" type="checkbox"/>	<input type="checkbox"/>	<input type="checkbox"/>	
Ethernet	Intel 82574L controller, Gigabit Ethernet x 6 with 2 pairs LAN bypass function	<input checked="" type="checkbox"/>	<input type="checkbox"/>	<input type="checkbox"/>	
BIOS	AMI BIOS ROM	<input checked="" type="checkbox"/>	<input type="checkbox"/>	<input type="checkbox"/>	
Serial ATA	2 x SATA II ports on board (1 for Optional)	<input checked="" type="checkbox"/>	<input type="checkbox"/>	<input type="checkbox"/>	
Serial Port	2 x COM ports: COM 1: RS-232 w/ DB-9 for Console COM 2: RS-232 w/ pin Header (optional)	<input checked="" type="checkbox"/>	<input type="checkbox"/>	<input type="checkbox"/>	
Keyboard and Mouse	Reserved pin-header	<input checked="" type="checkbox"/>	<input type="checkbox"/>	<input type="checkbox"/>	
Universal Serial Bus	4 x USB 2.0 - 2 x USB for internal pin-header (optional) - 2 x USB 2.0 Type A on I/O side	<input checked="" type="checkbox"/>	<input type="checkbox"/>	<input type="checkbox"/>	
Expansion Interface	1 x Mini-PCI slot	<input checked="" type="checkbox"/>	<input type="checkbox"/>	<input type="checkbox"/>	
RTC	Internal RTC	<input checked="" type="checkbox"/>	<input type="checkbox"/>	<input type="checkbox"/>	
Watchdog Timer	1~255 step by software programmable	<input checked="" type="checkbox"/>	<input type="checkbox"/>	<input type="checkbox"/>	
Storage	2.5" SATA HDD x 1 and CF SATA socket	<input checked="" type="checkbox"/>	<input type="checkbox"/>	<input type="checkbox"/>	CF SATA= IDE interface and SATA interface.
Software Button	1 x GPIO Programmable push button	<input checked="" type="checkbox"/>	<input type="checkbox"/>	<input type="checkbox"/>	
Power Requirement	1 x DC 12V power in connector 1 x 4-pin DC power out for H.D.D	<input checked="" type="checkbox"/>	<input type="checkbox"/>	<input type="checkbox"/>	
Rear I/O panel	2 x USB Ports 6 x RJ-45 Ports 1 x DB-9 Connector 1 x DC Power Input 1 x Software Programmable Switch	<input checked="" type="checkbox"/>	<input type="checkbox"/>	<input type="checkbox"/>	
Front I/O panel	1 x Power LED 2 x Bypass LED 1 x Status LED 1 x HDD Active LED 12 X LAN LEDs	<input checked="" type="checkbox"/>	<input type="checkbox"/>	<input type="checkbox"/>	
Color	Black	<input checked="" type="checkbox"/>	<input type="checkbox"/>	<input type="checkbox"/>	

O.S. Support

Item	Specification	Result			Note
		Pass	Fail	N/A	
Microsoft Windows	Windows XP Pro 32-bit/64-bit	<input checked="" type="checkbox"/>	<input type="checkbox"/>	<input type="checkbox"/>	
	Windows 7 32-bit	<input checked="" type="checkbox"/>	<input type="checkbox"/>	<input type="checkbox"/>	
	Windows 7 64-bit	<input checked="" type="checkbox"/>	<input type="checkbox"/>	<input type="checkbox"/>	
Linux	Linux Kernel 2.6.X	<input checked="" type="checkbox"/>	<input type="checkbox"/>	<input type="checkbox"/>	
DOS	DOS 6.22	<input type="checkbox"/>	<input type="checkbox"/>	<input checked="" type="checkbox"/>	

Environmental Specifications

Item	Specification
Operating temperature	32 ~ 104°F (0 ~ 40°C)
Operating humidity	10 ~ 80%
Storage temperature	-4 ~ 140°F (-20 ~ 60°C)
Storage humidity	10 ~ 80% @ 40C, non-condensing
Vibration	0.5G / 5 ~ 500Hz / operation (2.5" H.D.D) 1.5G / 5 ~ 500Hz / no operation
Shock	10G peak acceleration (11 m sec. duration), operation 20G peak acceleration (11 m sec. duration), non operation
Drop	N/A
EMC	CE /FCC class A

Note: Please refer to Environment Test Report for detail information

Platform Information

Item	Device Information	Test Item
System Model/Version	FWS-2200 A1.0	1,2,3,4,5,6,7,8,9
Main Board	FWB-2200 A0.2	1,2,3,4,5,6,7,8,9
Carrier Board	N/A	N/A
BIOS / Version	FWS-2200 R1.1(FW22AM11) (05/09/2012)	1,2,3,4,5,6,7,8,9
CPU Type	Intel® Atom™ processor D525(1M Cache, 1.80 GHz)	1,2,3,4,5,6,7,8,9
Memory Type	DSL DDR3 1066 4GB CL7 ELPIDA J2108BCSE-DJ-F	1,2,3,4,5,6,7,8,9
SATA HDD	Seagate ST9120823AS 2.5" SATA HDD 5400rpm	1,2,3,4,5,6,7,8,9
SATA DVD-ROM	LG GH20NS15 super multi DVDewriter	1,2,3,4,5,6,7,8,9
USB DVD-ROM	ASUS SDRW-08D2S USB DVD RW	1,2,3,4,5,6,7,8,9
LCD Monitor	Dell U2410	1,2,3,4,5,6,7,8,9
LVDS	N/A	N/A
CF-IDE interface	Transcend Industrial Compact Flash 4GB	1,2,3,4,5,6,7,8,9
CF-SATA interface	Innodisk Industrial Compact Flash 8GB	1,2,3,4,5,6,7,8,9
Daughter Board	N/A	N/A
Expansion Board	N/A	N/A
Operating System	<input checked="" type="checkbox"/> English CentOS 5.6-Kernel 2.6.18-238.e15xen	6-1
	<input checked="" type="checkbox"/> Windows 7 Ultimate 32bit/64bit	6-2
	<input checked="" type="checkbox"/> Windows XP Professional English SP3 32bit/64bit	6-3
Power Supply	ATX Power Supply : N/A	N/A
	AT Power Supply: N/A	N/A
	DC Adapter :FSP060-DBAB1	1,2,3,4,5,6,7,8,9
Battery Model	N/A	N/A
Chipset Information with Windows 7 Ultimate English Version 32Bit Driver Version		
Chipset Software	Intel(R) Chipset Device Software 9.2.0.1030(4/15/2011)	
North Bridge	Intel® Pineview processor D525	
South Bridge	Intel ICH8M	
Super IO Chipset	Winbond W83627DHG-P	
VGA Chipset	Intel® Graphics Media Accelerator 3150 Series 8.14.10.2230(10/24/2010)	
Audio Chipset	N/A	
Ethernet Chipset	Intel(R) Gigabit CT Desktop Adapter 11.14.48.0(10/13/2011)	

Summary Table of contents:

Platform Information	5
1. Hardware Test	7
1.1. CPU Compatibility Test	7
1.2. Memory Compatibility Test.....	7
1.3. SATA Compatibility Test	7
1.4. IDE Compatibility Test	8
1.5. Compact Flash Compatibility Test	8
2. Basic Function Test.....	9
2.1. Video Function Test	9
2.2. Audio Function Test	11
2.3. LAN Function Test	11
2.4. Jumper and connector function Test.....	14
3. Integration Test.....	15
3.1. USB Port Integration Test.....	15
3.2. Digital I/O Port Test.....	15
3.3. COM Port Integration Test	15
3.4. RS-422 / RS-485 Test.....	16
3.5. LPT Port Test.....	16
3.6. Burn In Test	16
4. Application Test.....	17
4.1. PCI Slot Function (PCI Adapter Card) Test	17
4.2. PCI-Express Function Test.....	17
4.3. Mini PCI Card Compatibility Test	18
4.4. CardBus (PCMCIA) Compatibility Function Test	18
4.5. ISA Slot Function Test	18
4.6. Adapter Compatibility- Industry Control Card PC/104, PC/104+, PCI-104.....	18
4.7. SSD Modules Compatibility Test	19
4.8. Peripheral Compatibility- Storage Device Test	19
4.9. Riser Card Function Test	19
5. Time Accuracy Test.....	20
5.1. System Clock & RTC Clock Test.....	20
5.2. Booting Timer Test	20
5.3. Watchdog Timer Test	20
6. O.S. Compatibility Test	21
6.1. English CentOS 5.6– Kernel 2.6.18.-238.e15xen	21
6.2. Windows 7 Ultimate English Version 32/64Bit	22
6.3. Windows XP Professional English Version 32/64bit.....	23
7. BIOS Function Test	24
7.1. Advanced Test	24
7.2. Chipset Test.....	24
7.3. Boot Test	24
7.4. CMOS Backup / Clear CMOS Test	25
7.5. AAEON Tag Check Utility.....	25
7.6. Supervisor / User Password Test	25
7.7. PC Health Status	25
8. Performance Test	26

1. Hardware Test

1.1. CPU Compatibility Test

CPU Information	Result			Note
	Pass	Fail	N/A	
Intel® Atom™ processor D525(1M Cache)	<input checked="" type="checkbox"/>	<input type="checkbox"/>	<input type="checkbox"/>	Test by Windows 7,XP
Intel® Atom™ processor D525(1M Cache)	<input checked="" type="checkbox"/>	<input type="checkbox"/>	<input type="checkbox"/>	Test by English CentOS 5.6-Kernel 2.6.18-238.e15xen

1.2. Memory Compatibility Test

Memory Information	MEM V4.0			Note
	Pass	Fail	N/A	
DSL DDR3 1066 4GB CL7 ELPIDA J2108BCSE-DJ-F	<input checked="" type="checkbox"/>	<input type="checkbox"/>	<input type="checkbox"/>	
DSL DDR3 1066 2GB CL7 ELPIDA J1108BDSE-DJ-F	<input checked="" type="checkbox"/>	<input type="checkbox"/>	<input type="checkbox"/>	
DSL DDR3 1333 2GB CL9 ELPIDA 1003R91CK20	<input checked="" type="checkbox"/>	<input type="checkbox"/>	<input type="checkbox"/>	
ADATA DDR3 1066 2GX16 Hynix H5TQ1G83BFR	<input checked="" type="checkbox"/>	<input type="checkbox"/>	<input type="checkbox"/>	

1.3. SATA Compatibility Test

1.3.1 Onboard SATA (IDE) Test

SATA Device Information	Result			Note
	Pass	Fail	N/A	
Seagate ST9120823AS 2.5" 120GB	<input checked="" type="checkbox"/>	<input type="checkbox"/>	<input type="checkbox"/>	
HITACHI Z5K320-160 2.5" 160GB	<input checked="" type="checkbox"/>	<input type="checkbox"/>	<input type="checkbox"/>	
Seagate ST9160412AS 2.5" 160G	<input checked="" type="checkbox"/>	<input type="checkbox"/>	<input type="checkbox"/>	
Fujitsu MHZ2080BH G2 2.5" 80GB	<input checked="" type="checkbox"/>	<input type="checkbox"/>	<input type="checkbox"/>	

1.3.2 Onboard SATA (RAID) Test

SATA RAID Test		Result			Note
		Pass	Fail	N/A	
RAID-0 (HDDx2) Striping/Span Test	1	<input type="checkbox"/>	<input type="checkbox"/>	<input checked="" type="checkbox"/>	
	2	<input type="checkbox"/>	<input type="checkbox"/>	<input checked="" type="checkbox"/>	
RAID-1 (HDDx2) Mirror Test	1	<input type="checkbox"/>	<input type="checkbox"/>	<input checked="" type="checkbox"/>	
	2	<input type="checkbox"/>	<input type="checkbox"/>	<input checked="" type="checkbox"/>	
RAID-5 (HDDx3) Striping/Span Test Rotation Parity	1	<input type="checkbox"/>	<input type="checkbox"/>	<input checked="" type="checkbox"/>	
	2	<input type="checkbox"/>	<input type="checkbox"/>	<input checked="" type="checkbox"/>	
	3	<input type="checkbox"/>	<input type="checkbox"/>	<input checked="" type="checkbox"/>	
RAID-10 (HDDx3) Striping/Span Test Mirroring	1	<input type="checkbox"/>	<input type="checkbox"/>	<input checked="" type="checkbox"/>	
	2	<input type="checkbox"/>	<input type="checkbox"/>	<input checked="" type="checkbox"/>	
	3	<input type="checkbox"/>	<input type="checkbox"/>	<input checked="" type="checkbox"/>	
	4	<input type="checkbox"/>	<input type="checkbox"/>	<input checked="" type="checkbox"/>	

1.3.3 Onboard SATA (AHCI) Test

SATA AHCI Test	Result			Note
	Pass	Fail	N/A	
Seagate ST9120823AS 2.5" SATA HDD 5400rpm	<input checked="" type="checkbox"/>	<input type="checkbox"/>	<input type="checkbox"/>	

1.4. IDE Compatibility Test

IDE Device Information	Result			Note
	Pass	Fail	N/A	
	<input type="checkbox"/>	<input type="checkbox"/>	<input checked="" type="checkbox"/>	Slot at 1/2/3/4/OS
	<input type="checkbox"/>	<input type="checkbox"/>	<input checked="" type="checkbox"/>	
	<input type="checkbox"/>	<input type="checkbox"/>	<input checked="" type="checkbox"/>	
	<input type="checkbox"/>	<input type="checkbox"/>	<input checked="" type="checkbox"/>	

1.5. Compact Flash Compatibility Test

CF-SATA Information	Result			Note
	Pass	Fail	N/A	
CF-IDE interface Transcend Industrial Compact Flash 4GB	<input checked="" type="checkbox"/>	<input type="checkbox"/>	<input type="checkbox"/>	
CF-SATA interface Innodisk Industrial Compact Flash 8GB	<input checked="" type="checkbox"/>	<input type="checkbox"/>	<input type="checkbox"/>	

2. Basic Function Test

2.1. Video Function Test

2.1.1. Single Output Function Test

Hardware Information with Windows 7 Ultimate English Version 32Bit Driver Version													
CPU	Intel® Atom™ processor D525(1M Cache, 1.80 GHz)												
Memory	DSL DDR3 1066 4GB CL7 ELPIDA J2108BCSE-DJ-F												
HDD	Seagate ST9120823AS 2.5" SATA HDD 5400rpm												
VGA	DELL U2410 monitor 1920*1200												
DVI	N/A												
LVDS	N/A												
Color Quality	<input checked="" type="checkbox"/> 16bit <input type="checkbox"/> 24bit <input checked="" type="checkbox"/> 32bit												
Resolution	VGA			DVI			LVDS			LVDS2			Note
	Pass	Fail	N/A	Pass	Fail	N/A	Pass	Fail	N/A	Pass	Fail	N/A	
640X480	<input type="checkbox"/>	<input type="checkbox"/>	<input checked="" type="checkbox"/>	<input type="checkbox"/>	<input type="checkbox"/>	<input checked="" type="checkbox"/>	<input type="checkbox"/>	<input type="checkbox"/>	<input checked="" type="checkbox"/>	<input type="checkbox"/>	<input type="checkbox"/>	<input checked="" type="checkbox"/>	
800X600	<input checked="" type="checkbox"/>	<input type="checkbox"/>	<input type="checkbox"/>	<input type="checkbox"/>	<input type="checkbox"/>	<input checked="" type="checkbox"/>	<input type="checkbox"/>	<input type="checkbox"/>	<input checked="" type="checkbox"/>	<input type="checkbox"/>	<input type="checkbox"/>	<input checked="" type="checkbox"/>	
1024X768	<input checked="" type="checkbox"/>	<input type="checkbox"/>	<input type="checkbox"/>	<input type="checkbox"/>	<input type="checkbox"/>	<input checked="" type="checkbox"/>	<input type="checkbox"/>	<input type="checkbox"/>	<input checked="" type="checkbox"/>	<input type="checkbox"/>	<input type="checkbox"/>	<input checked="" type="checkbox"/>	
1152X864	<input checked="" type="checkbox"/>	<input type="checkbox"/>	<input type="checkbox"/>	<input type="checkbox"/>	<input type="checkbox"/>	<input checked="" type="checkbox"/>	<input type="checkbox"/>	<input type="checkbox"/>	<input checked="" type="checkbox"/>	<input type="checkbox"/>	<input type="checkbox"/>	<input checked="" type="checkbox"/>	
1280X600	<input type="checkbox"/>	<input type="checkbox"/>	<input checked="" type="checkbox"/>	<input type="checkbox"/>	<input type="checkbox"/>	<input checked="" type="checkbox"/>	<input type="checkbox"/>	<input type="checkbox"/>	<input checked="" type="checkbox"/>	<input type="checkbox"/>	<input type="checkbox"/>	<input checked="" type="checkbox"/>	
1280X720	<input type="checkbox"/>	<input type="checkbox"/>	<input checked="" type="checkbox"/>	<input type="checkbox"/>	<input type="checkbox"/>	<input checked="" type="checkbox"/>	<input type="checkbox"/>	<input type="checkbox"/>	<input checked="" type="checkbox"/>	<input type="checkbox"/>	<input type="checkbox"/>	<input checked="" type="checkbox"/>	
1280X768	<input type="checkbox"/>	<input type="checkbox"/>	<input checked="" type="checkbox"/>	<input type="checkbox"/>	<input type="checkbox"/>	<input checked="" type="checkbox"/>	<input type="checkbox"/>	<input type="checkbox"/>	<input checked="" type="checkbox"/>	<input type="checkbox"/>	<input type="checkbox"/>	<input checked="" type="checkbox"/>	
1280X960	<input checked="" type="checkbox"/>	<input type="checkbox"/>	<input type="checkbox"/>	<input type="checkbox"/>	<input type="checkbox"/>	<input checked="" type="checkbox"/>	<input type="checkbox"/>	<input type="checkbox"/>	<input checked="" type="checkbox"/>	<input type="checkbox"/>	<input type="checkbox"/>	<input checked="" type="checkbox"/>	
1280X1024	<input checked="" type="checkbox"/>	<input type="checkbox"/>	<input type="checkbox"/>	<input type="checkbox"/>	<input type="checkbox"/>	<input checked="" type="checkbox"/>	<input type="checkbox"/>	<input type="checkbox"/>	<input checked="" type="checkbox"/>	<input type="checkbox"/>	<input type="checkbox"/>	<input checked="" type="checkbox"/>	
1400X1050	<input type="checkbox"/>	<input type="checkbox"/>	<input checked="" type="checkbox"/>	<input type="checkbox"/>	<input type="checkbox"/>	<input checked="" type="checkbox"/>	<input type="checkbox"/>	<input type="checkbox"/>	<input checked="" type="checkbox"/>	<input type="checkbox"/>	<input type="checkbox"/>	<input checked="" type="checkbox"/>	
1600X900	<input type="checkbox"/>	<input type="checkbox"/>	<input checked="" type="checkbox"/>	<input type="checkbox"/>	<input type="checkbox"/>	<input checked="" type="checkbox"/>	<input type="checkbox"/>	<input type="checkbox"/>	<input checked="" type="checkbox"/>	<input type="checkbox"/>	<input type="checkbox"/>	<input checked="" type="checkbox"/>	
1600X1200	<input type="checkbox"/>	<input type="checkbox"/>	<input checked="" type="checkbox"/>	<input type="checkbox"/>	<input type="checkbox"/>	<input checked="" type="checkbox"/>	<input type="checkbox"/>	<input type="checkbox"/>	<input checked="" type="checkbox"/>	<input type="checkbox"/>	<input type="checkbox"/>	<input checked="" type="checkbox"/>	
1680X1200	<input checked="" type="checkbox"/>	<input type="checkbox"/>	<input type="checkbox"/>	<input type="checkbox"/>	<input type="checkbox"/>	<input checked="" type="checkbox"/>	<input type="checkbox"/>	<input type="checkbox"/>	<input checked="" type="checkbox"/>	<input type="checkbox"/>	<input type="checkbox"/>	<input checked="" type="checkbox"/>	
1792X1344	<input checked="" type="checkbox"/>	<input type="checkbox"/>	<input type="checkbox"/>	<input type="checkbox"/>	<input type="checkbox"/>	<input checked="" type="checkbox"/>	<input type="checkbox"/>	<input type="checkbox"/>	<input checked="" type="checkbox"/>	<input type="checkbox"/>	<input type="checkbox"/>	<input checked="" type="checkbox"/>	
1856X1392	<input type="checkbox"/>	<input type="checkbox"/>	<input checked="" type="checkbox"/>	<input type="checkbox"/>	<input type="checkbox"/>	<input checked="" type="checkbox"/>	<input type="checkbox"/>	<input type="checkbox"/>	<input checked="" type="checkbox"/>	<input type="checkbox"/>	<input type="checkbox"/>	<input checked="" type="checkbox"/>	
1920X1080	<input type="checkbox"/>	<input type="checkbox"/>	<input checked="" type="checkbox"/>	<input type="checkbox"/>	<input type="checkbox"/>	<input checked="" type="checkbox"/>	<input type="checkbox"/>	<input type="checkbox"/>	<input checked="" type="checkbox"/>	<input type="checkbox"/>	<input type="checkbox"/>	<input checked="" type="checkbox"/>	
1920X1200	<input checked="" type="checkbox"/>	<input type="checkbox"/>	<input type="checkbox"/>	<input type="checkbox"/>	<input type="checkbox"/>	<input checked="" type="checkbox"/>	<input type="checkbox"/>	<input type="checkbox"/>	<input checked="" type="checkbox"/>	<input type="checkbox"/>	<input type="checkbox"/>	<input checked="" type="checkbox"/>	
1920X1440	<input checked="" type="checkbox"/>	<input type="checkbox"/>	<input type="checkbox"/>	<input type="checkbox"/>	<input type="checkbox"/>	<input checked="" type="checkbox"/>	<input type="checkbox"/>	<input type="checkbox"/>	<input checked="" type="checkbox"/>	<input type="checkbox"/>	<input type="checkbox"/>	<input checked="" type="checkbox"/>	
2048X1536	<input type="checkbox"/>	<input type="checkbox"/>	<input checked="" type="checkbox"/>	<input type="checkbox"/>	<input type="checkbox"/>	<input checked="" type="checkbox"/>	<input type="checkbox"/>	<input type="checkbox"/>	<input checked="" type="checkbox"/>	<input type="checkbox"/>	<input type="checkbox"/>	<input checked="" type="checkbox"/>	
Rotation	<input checked="" type="checkbox"/>	<input type="checkbox"/>	<input type="checkbox"/>	<input type="checkbox"/>	<input type="checkbox"/>	<input checked="" type="checkbox"/>	<input type="checkbox"/>	<input type="checkbox"/>	<input checked="" type="checkbox"/>	<input type="checkbox"/>	<input type="checkbox"/>	<input checked="" type="checkbox"/>	

Note: Pay attention to Full Screen under POST screen and Text Mode.

2.1.2. Dual Output Function Test

Selection	Output	Result			Note
		Pass	Fail	N/A	
Dual Display Clone	VGA + DVI	<input type="checkbox"/>	<input type="checkbox"/>	<input checked="" type="checkbox"/>	
Dual Display Twin		<input type="checkbox"/>	<input type="checkbox"/>	<input checked="" type="checkbox"/>	
Extended Desktop		<input type="checkbox"/>	<input type="checkbox"/>	<input checked="" type="checkbox"/>	

2.1.3. Video Resolution Test

Test points:

1. Power on without inserting any VGA connector until system reaches Windows desktop
2. Plug VGA connector into test machine while the system is booting to Windows; then check VGA driver and display.
3. Check brightness level and screen behavior of the monitor connected VGA output. The phenomena, normal, Ghost Image or Flicker, should be watched carefully.

	Result			Note
	Pass	Fail	N/A	
In Windows Desktop	<input checked="" type="checkbox"/>	<input type="checkbox"/>	<input type="checkbox"/>	

2.1.4. Video Resolution Test

LVDS Model		Result			Note
		Pass	Fail	N/A	
LVDS	1_AUO G065VN01 V.0 / 6.5" / 640x480 / 18bit (4:3)	<input type="checkbox"/>	<input type="checkbox"/>	<input checked="" type="checkbox"/>	
	2_AUO G065VN01 V.0 / 6.5" / 640x480 / 24bit (4:3)	<input type="checkbox"/>	<input type="checkbox"/>	<input checked="" type="checkbox"/>	
	3_Data Image 7" / 800*480 / 18bit (16:9)	<input type="checkbox"/>	<input type="checkbox"/>	<input checked="" type="checkbox"/>	
	4_AU G084SN05 V.3 / 8.4" / 800*600 / 18bit (4:3)	<input type="checkbox"/>	<input type="checkbox"/>	<input checked="" type="checkbox"/>	
	5_AU B104SN02 V.0 / 10.4" / 800*600 / 18bit (4:3)	<input type="checkbox"/>	<input type="checkbox"/>	<input checked="" type="checkbox"/>	
	6_AUO G084SN05 v7 / 8.4" / 800*600 / 24bit (4:3)	<input type="checkbox"/>	<input type="checkbox"/>	<input checked="" type="checkbox"/>	
	7_AU G150XG01 V.0 / 15" / 1024*768 / 18bit (4:3)	<input type="checkbox"/>	<input type="checkbox"/>	<input checked="" type="checkbox"/>	
	8_AU M150XN07 V.2 / 15" / 1024x768 / 24bit (4:3)	<input type="checkbox"/>	<input type="checkbox"/>	<input checked="" type="checkbox"/>	
	9_Toshiba /12.1"/1280 x 768 x 18bit (16:9)	<input type="checkbox"/>	<input type="checkbox"/>	<input checked="" type="checkbox"/>	
	10_AU M170EG01 V.D/ 17" / 1280*1024 / 48bit (4:3)	<input type="checkbox"/>	<input type="checkbox"/>	<input checked="" type="checkbox"/>	
	11_AU M170XW01 V.1 / 17" / 1280x768 / 24bit (16:9)	<input type="checkbox"/>	<input type="checkbox"/>	<input checked="" type="checkbox"/>	
	12_AUO T260XW02 / 26" / 1366x768 / 24bit	<input type="checkbox"/>	<input type="checkbox"/>	<input checked="" type="checkbox"/>	
	13_AU M201UN02 V.5 / 20.1" / 1600x1200x48bit	<input type="checkbox"/>	<input type="checkbox"/>	<input checked="" type="checkbox"/>	
	14_AUO T370HW01 / 37" / 1920x1080 / 48bit	<input type="checkbox"/>	<input type="checkbox"/>	<input checked="" type="checkbox"/>	
	15_AUO M190PW01 V0 / 19"/1440X900/48 bit	<input type="checkbox"/>	<input type="checkbox"/>	<input checked="" type="checkbox"/>	







2.2. Audio Function Test

[X] No Support

Function Test	Result			Note
	Pass	Fail	N/A	
L (Left) Channel	<input type="checkbox"/>	<input type="checkbox"/>	<input checked="" type="checkbox"/>	
R (Right) Channel	<input type="checkbox"/>	<input type="checkbox"/>	<input checked="" type="checkbox"/>	

2.3. LAN Function Test

[] No Support

Connect two computers via different speed LAN HUB by using "Ping" instruction (1000 times)									
1000MBps LAN HUB		D-Link DGS-1008D							
100MBps LAN HUB		Accton CheetahSwitch Desktop-3005							
10MBps LAN HUB		SVEC FD916H							
OnBoard LAN1	Intel 82574L Giga LAN			MAC Address	00-E0-4C-68-00-80				
OnBoard LAN2	Intel 82574L Giga LAN			MAC Address	00-E0-4C-68-00-81				
OnBoard LAN3	Intel 82574L Giga LAN			MAC Address	00-E0-4C-68-00-82				
OnBoard LAN4	Intel 82574L Giga LAN			MAC Address	00-E0-4C-68-00-83				
OnBoard LAN5	Intel 82574L Giga LAN			MAC Address	00-E0-4C-68-00-84				
OnBoard LAN6	Intel 82574L Giga LAN			MAC Address	00-E0-4C-68-00-85				
LAN Speed	Link / Speed LED	Active LED	LAN 1,2,3			LAN 4,5,6			Note
			Pass	Fail	N/A	Pass	Fail	N/A	
1000MBps			<input checked="" type="checkbox"/>	<input type="checkbox"/>	<input type="checkbox"/>	<input checked="" type="checkbox"/>	<input type="checkbox"/>	<input type="checkbox"/>	
100MBps			<input checked="" type="checkbox"/>	<input type="checkbox"/>	<input type="checkbox"/>	<input checked="" type="checkbox"/>	<input type="checkbox"/>	<input type="checkbox"/>	
10MBps			<input checked="" type="checkbox"/>	<input type="checkbox"/>	<input type="checkbox"/>	<input checked="" type="checkbox"/>	<input type="checkbox"/>	<input type="checkbox"/>	
Wake On LAN			<input checked="" type="checkbox"/>	<input type="checkbox"/>	<input type="checkbox"/>	<input checked="" type="checkbox"/>	<input type="checkbox"/>	<input type="checkbox"/>	S1/S3/S4/S5/DOS S5
Boot ROM to Novell 4.11 [RPL]			<input type="checkbox"/>	<input type="checkbox"/>	<input checked="" type="checkbox"/>	<input type="checkbox"/>	<input type="checkbox"/>	<input checked="" type="checkbox"/>	
LAN Boot (PXE)			<input checked="" type="checkbox"/>	<input type="checkbox"/>	<input type="checkbox"/>	<input checked="" type="checkbox"/>	<input type="checkbox"/>	<input type="checkbox"/>	
Internet Browser (DHCP Server)			<input checked="" type="checkbox"/>	<input type="checkbox"/>	<input type="checkbox"/>	<input checked="" type="checkbox"/>	<input type="checkbox"/>	<input type="checkbox"/>	
LAN1-LAN2 by pass function	Power on		<input checked="" type="checkbox"/>	<input type="checkbox"/>	<input type="checkbox"/>	<input checked="" type="checkbox"/>	<input type="checkbox"/>	<input type="checkbox"/>	
	Power off		<input checked="" type="checkbox"/>	<input type="checkbox"/>	<input type="checkbox"/>	<input checked="" type="checkbox"/>	<input type="checkbox"/>	<input type="checkbox"/>	
LAN3-LAN4 by pass function	Power on		<input checked="" type="checkbox"/>	<input type="checkbox"/>	<input type="checkbox"/>	<input checked="" type="checkbox"/>	<input type="checkbox"/>	<input type="checkbox"/>	
	Power off		<input checked="" type="checkbox"/>	<input type="checkbox"/>	<input type="checkbox"/>	<input checked="" type="checkbox"/>	<input type="checkbox"/>	<input type="checkbox"/>	

2.3.2. Throughput Test

DUT Platform Information:

<input type="checkbox"/>	Fedora Core 13
<input checked="" type="checkbox"/>	Cent 5.5 2.6.18-194.e15
<input type="checkbox"/>	Ubuntu 10.10 2.6.35-22-generic
<input type="checkbox"/>	Red Hat

Note : Connection-Level Performance (Interaction Constants Duration Time Set to 60 Sec.)

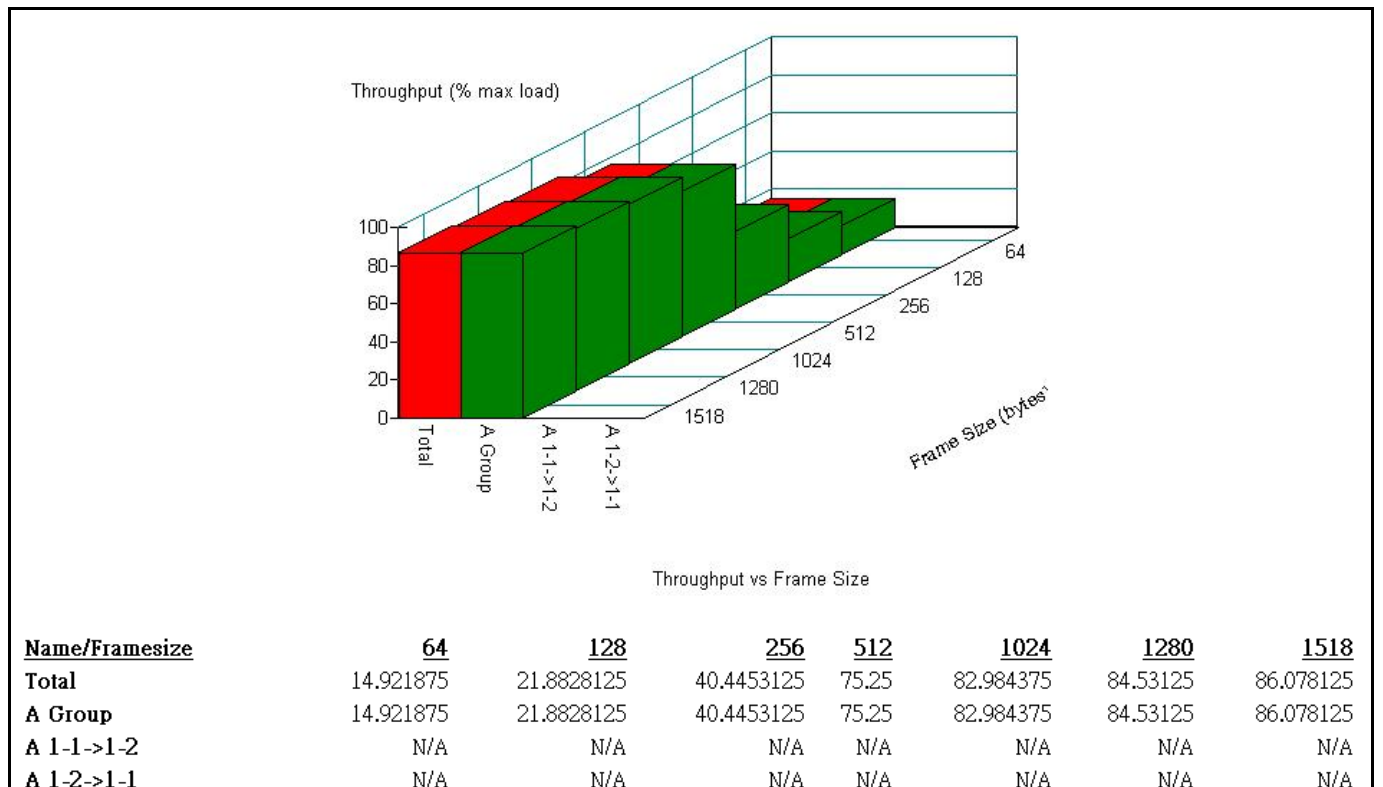
Graphics Media	Cent 5.5 2.6.18-194.e15 Default driver
LAN1	LAN1→ Intel 82574L Giga LAN: Intel Pro/1000 Network Driver 1.0.2-k3
LAN2	LAN2→ Intel 82574L Giga LAN: Intel Pro/1000 Network Driver 1.0.2-k3
LAN3	LAN3→ Intel 82574L Giga LAN: Intel Pro/1000 Network Driver 1.0.2-k3
LAN4	LAN4→ Intel 82574L Giga LAN: Intel Pro/1000 Network Driver 1.0.2-k3
LAN5	LAN5→ Intel 82574L Giga LAN: Intel Pro/1000 Network Driver 1.0.2-k3
LAN6	LAN6→ Intel 82574L Giga LAN: Intel Pro/1000 Network Driver 1.0.2-k3
Audio Driver	Cent 5.5 2.6.18-194.e15 Default driver

SMB Platform Information:

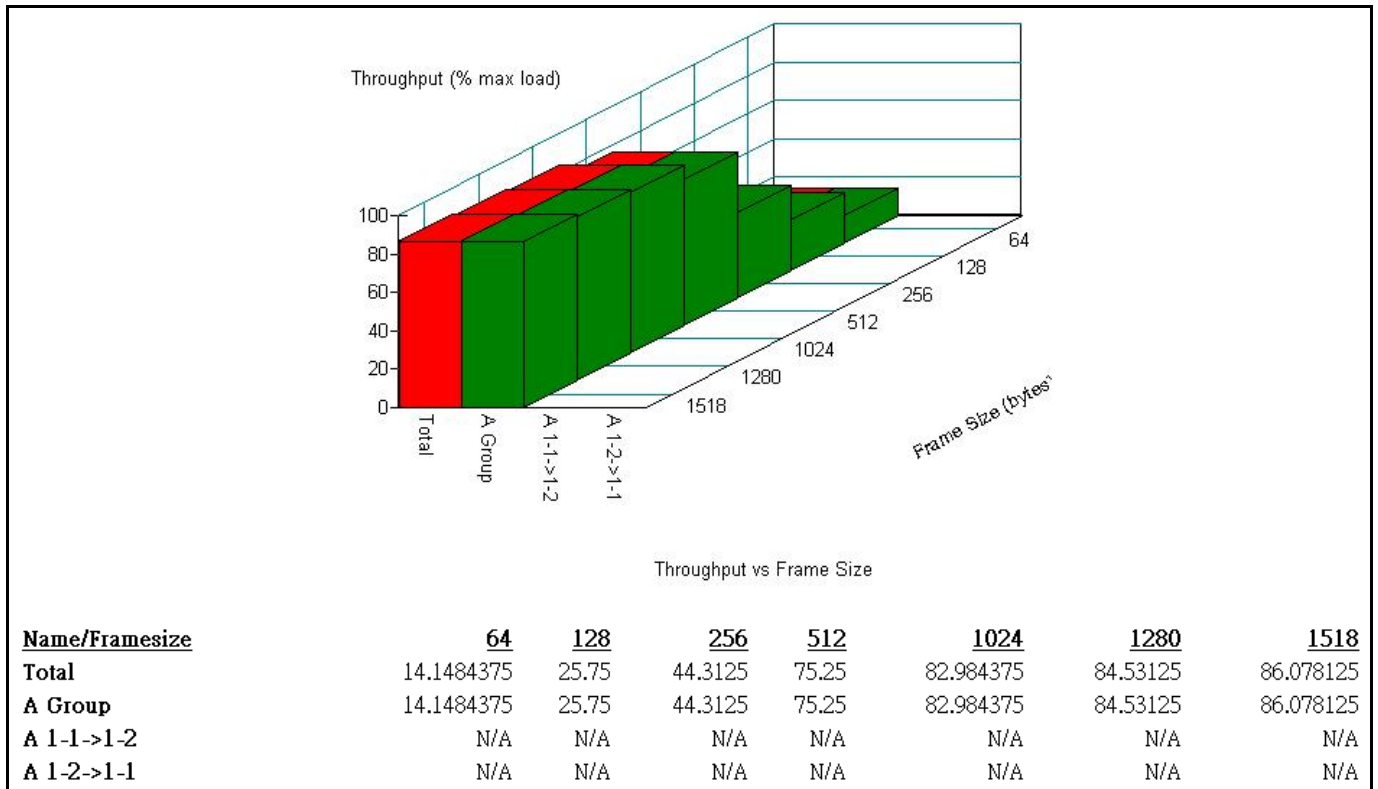
Chassis	SPIRENT Smartbits 600B
Chassis Version	2.80.003 (Cur) 2.50.000
Chassis Serial #	06014047
Library	6.00-29
API	5.50.42.01
File	0550042
Module	2 * LAN-3324A SmartMetrics XD 4-Port 10/100/1000Base-T Gigabit Ethernet
Test Software	SmartFlow5.50.42.1

Test Result:

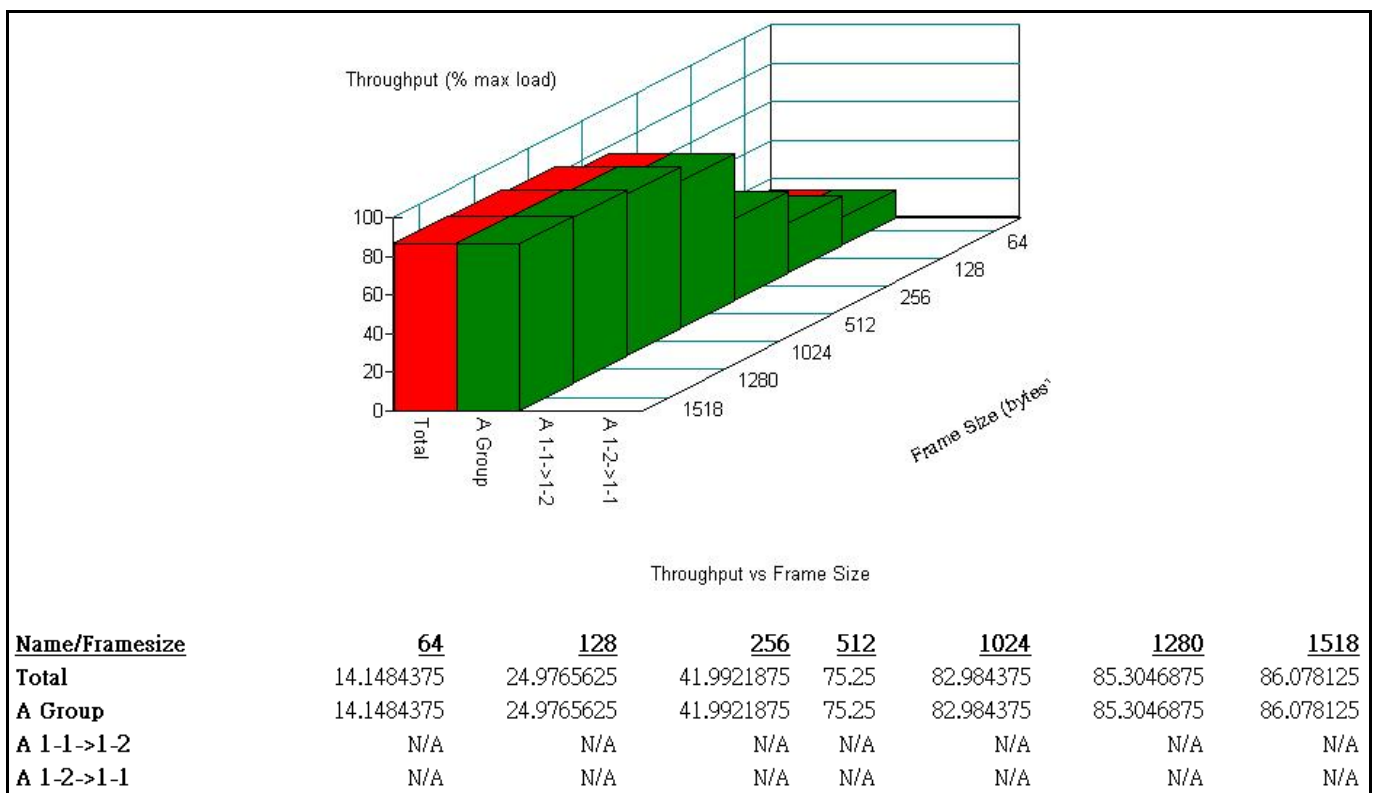
- Binary Direction(LAN1 Intel 82574L Giga LAN ⇔ LAN2 Intel 82574L Giga LAN)



2. Binary Direction(LAN3 Intel 82574L Giga LAN ⇔ LAN4 Intel 82574L Giga LAN)



3. Binary Direction(LAN5 Intel 82574L Giga LAN ⇔ LAN6 Intel 82574L Giga LAN)



2.4. Jumper and connector function Test

〔 〕 No Support

Function Test	Result			Note
	Pass	Fail	N/A	
JP3 Clear CMOS	<input checked="" type="checkbox"/>	<input type="checkbox"/>	<input type="checkbox"/>	
JP6 Auto PWRBTN selection	<input checked="" type="checkbox"/>	<input type="checkbox"/>	<input type="checkbox"/>	
JP7 PWRBTN pin header	<input checked="" type="checkbox"/>	<input type="checkbox"/>	<input type="checkbox"/>	
CN1 case open	<input type="checkbox"/>	<input type="checkbox"/>	<input checked="" type="checkbox"/>	
GPIO1 Digital I/O	<input type="checkbox"/>	<input type="checkbox"/>	<input checked="" type="checkbox"/>	
RSW1	<input checked="" type="checkbox"/>	<input type="checkbox"/>	<input type="checkbox"/>	
FP1 Front Panel Pin header	<input checked="" type="checkbox"/>	<input type="checkbox"/>	<input type="checkbox"/>	
CN2 SATA Power	<input checked="" type="checkbox"/>	<input type="checkbox"/>	<input type="checkbox"/>	
CPU FAN1 4 PIN Fan Connector	<input checked="" type="checkbox"/>	<input type="checkbox"/>	<input type="checkbox"/>	
SYSFAN2 4 PIN Fan Connector	<input checked="" type="checkbox"/>	<input type="checkbox"/>	<input type="checkbox"/>	
SYSFAN1 4 PIN Fan Connector	<input checked="" type="checkbox"/>	<input type="checkbox"/>	<input type="checkbox"/>	
LLED1 LAN LED1~LED6	<input checked="" type="checkbox"/>	<input type="checkbox"/>	<input type="checkbox"/>	
BPLED1 Bypass LED (LED7)	<input checked="" type="checkbox"/>	<input type="checkbox"/>	<input type="checkbox"/>	
Power LED (LED9)	<input checked="" type="checkbox"/>	<input type="checkbox"/>	<input type="checkbox"/>	
HDD LED (LED8)	<input checked="" type="checkbox"/>	<input type="checkbox"/>	<input type="checkbox"/>	CF-IDE, CF-SATA, SATA
CN14 PS/2 Keyboard / mouse	<input checked="" type="checkbox"/>	<input type="checkbox"/>	<input type="checkbox"/>	

3. Integration Test

	Hardware Information with Windows 7 Ultimate English Version 32Bit Driver Version
CPU	Intel® Atom™ processor D525(1M Cache, 1.80 GHz)
Memory	DSL DDR3 1066 4GB CL7 ELPIDA J2108BCSE-DJ-F
HDD	Seagate ST9120823AS 2.5" SATA HDD 5400rpm
	Chipset Information with Windows 7 Ultimate English Version 32Bit Driver Version
Chipset Software	Intel(R) Chipset Device Software 9.2.0.1030(4/15/2011)
North Bridge	Intel® Pineview processor D525
South Bridge	Intel ICH8M
Super IO Chipset	Winbond W83627DHG-P
VGA Chipset	Intel® Graphics Media Accelerator 3150 Series 8.14.10.2230(10/24/2010)
Audio Chipset	N/A
Ethernet Chipset	Intel(R) Gigabit CT Desktop Adapter 11.14.48.0(10/13/2011)

3.1. USB Port Integration Test

Item	USB Port	Boot			Function(Win7)			Note
		Pass	Fail	N/A	Pass	Fail	N/A	
USB HDD		<input checked="" type="checkbox"/>	<input type="checkbox"/>	<input type="checkbox"/>	<input checked="" type="checkbox"/>	<input type="checkbox"/>	<input type="checkbox"/>	
USB FDD Mitsumi D353GUE		<input checked="" type="checkbox"/>	<input type="checkbox"/>	<input type="checkbox"/>	<input checked="" type="checkbox"/>	<input type="checkbox"/>	<input type="checkbox"/>	
SONY USB2.0 DVD-R/W DRX-830UL		<input checked="" type="checkbox"/>	<input type="checkbox"/>	<input type="checkbox"/>	<input checked="" type="checkbox"/>	<input type="checkbox"/>	<input type="checkbox"/>	
USB Hub Test (Connect USB Device) HUB Port1: USB Keyboard / HUB Port2: USB Mouse / HUB Port3: USB HDD								
USB 2.0 HUB PowerSync / USB 2.0 4 Port HU-155								<input checked="" type="checkbox"/> <input type="checkbox"/> <input type="checkbox"/>

3.2. Digital I/O Port Test

DIO Address (0x6Eh)	Result			Note
	Pass	Fail	N/A	
DIO VCC +3.3V	<input type="checkbox"/>	<input type="checkbox"/>	<input checked="" type="checkbox"/>	

3.3. COM Port Integration Test

Test Item	Result			Note
	Pass	Fail	N/A	
Serial Modem Dial Out	<input checked="" type="checkbox"/>	<input type="checkbox"/>	<input type="checkbox"/>	Com1~Com2
Serial Modem Ring In	<input checked="" type="checkbox"/>	<input type="checkbox"/>	<input type="checkbox"/>	Test with Modem
Serial Modem +12V	<input type="checkbox"/>	<input type="checkbox"/>	<input checked="" type="checkbox"/>	Test with Multimeter
Serial Modem +5V	<input type="checkbox"/>	<input type="checkbox"/>	<input checked="" type="checkbox"/>	Test with Multimeter

3.4. RS-422 / RS-485 Test

Test Item	Result			Note
	Pass	Fail	N/A	
RS-422 for COM2	<input type="checkbox"/>	<input type="checkbox"/>	<input checked="" type="checkbox"/>	Use loopback and WINSSD.exe to test RS-422 in Windows
	<input type="checkbox"/>	<input type="checkbox"/>	<input checked="" type="checkbox"/>	The communication between the RS-422 port of two boards is linked with one 1200M cable on Windows Terminal
RS-485 for COM2	<input type="checkbox"/>	<input type="checkbox"/>	<input checked="" type="checkbox"/>	Use ICP CON I-7044D D/IO Module in Windows(Support Auto flow control)
	<input type="checkbox"/>	<input type="checkbox"/>	<input checked="" type="checkbox"/>	The communication between the RS-485 port of two boards is linked with one 305M and one 1200M cable on Windows Terminal

3.5. LPT Port Test

Test Item	Result			Note
	Pass	Fail	N/A	
XEROX Phaser 3124 Laser Printer	<input type="checkbox"/>	<input type="checkbox"/>	<input checked="" type="checkbox"/>	

3.6. Burn In Test

Under Room Temperature: 26 °C

Test Item	Result			Note
	Pass	Fail	N/A	
Burn In Test V7.0 Pro	<input checked="" type="checkbox"/>	<input type="checkbox"/>	<input type="checkbox"/>	Windows 7 Ultimate English Version 32

Note: COM PORT Baud Rate is set to 115200.

4. Application Test

4.1. PCI Slot Function (PCI Adapter Card) Test

[X] No Support

Adapter VGA Card	Set Simultaneous Display and Reboot			Note
	Pass	Fail	N/A	
CHANTECH NVIDIA GeForce4 MX440-8X	<input type="checkbox"/>	<input type="checkbox"/>	<input type="checkbox"/>	
Adapter Sound Card	Play Sound			Note
	Pass	Fail	N/A	
Creative Sound BLASTER Live5.1	<input type="checkbox"/>	<input type="checkbox"/>	<input type="checkbox"/>	
Adapter SCSI Card	Copy files to SCSI HDD			Note
	Pass	Fail	N/A	
ADAPTEC Ultra160 SCSI ASC-29160	<input type="checkbox"/>	<input type="checkbox"/>	<input type="checkbox"/>	
Adapter Image Capture Card	Connect to CCD			Note
	Pass	Fail	N/A	
I-VIEW CP-1400AS (with Age STD-477FAI CCD)	<input type="checkbox"/>	<input type="checkbox"/>	<input type="checkbox"/>	
Adapter LAN Card	Connect to Internet			Note
	Pass	Fail	N/A	
Intel GD82559 10/100 Mbps Fast Ethernet Adapter	<input type="checkbox"/>	<input type="checkbox"/>	<input type="checkbox"/>	
INTEL PWLA8391GTBLK Pro/1000 Giga LAN Card	<input type="checkbox"/>	<input type="checkbox"/>	<input type="checkbox"/>	
Adapter RAID Card	RAID 0 , 1 , 10 Function Test			Note
	Pass	Fail	N/A	
ADAPTEC 1420SA RoHS 4-Port SATA II RAID	<input type="checkbox"/>	<input type="checkbox"/>	<input type="checkbox"/>	

4.2. PCI-Express Function Test

[X] No Support

PCI-Express x1	Function Test			Note
	Pass	Fail	N/A	
SUNIX SATA1414 eSATA & SATAII x1Express card	<input type="checkbox"/>	<input type="checkbox"/>	<input checked="" type="checkbox"/>	
Sysconnect SK-9E21D 10 /100/1000 Base-T Adapter PCI-Express x1 LAN Card	<input type="checkbox"/>	<input type="checkbox"/>	<input checked="" type="checkbox"/>	
PCI-Express x4	Function Test			Note
	Pass	Fail	N/A	
Adaptec AAR-1430SA SATAII HostRAID Controllers PCI-Express x4 RAID Card	<input type="checkbox"/>	<input type="checkbox"/>	<input checked="" type="checkbox"/>	
PCI-Express x16	Function Test			Note
	Pass	Fail	N/A	
ASUS EAX1600PRO/TD/256M/A (ATI Chipset) PCI-Express x16 VGA Card	<input type="checkbox"/>	<input type="checkbox"/>	<input checked="" type="checkbox"/>	
WINFAST PX6200 TC TDH PCI-Express x16 VGA Card	<input type="checkbox"/>	<input type="checkbox"/>	<input checked="" type="checkbox"/>	
Express card	Function Test			Note
	Pass	Fail	N/A	
SUNIX SATA II Express card	<input type="checkbox"/>	<input type="checkbox"/>	<input checked="" type="checkbox"/>	
SunBox 34mm Giga LAN Express Card	<input type="checkbox"/>	<input type="checkbox"/>	<input checked="" type="checkbox"/>	
Mini PCI Express Card	Function Test			Note
	Pass	Fail	N/A	
Sil3132 Mini PCI-E Function Test Card (USB Interface)	<input type="checkbox"/>	<input type="checkbox"/>	<input checked="" type="checkbox"/>	

AzureWave AW-NB037 Wireless + BT



4.3. Mini PCI Card Compatibility Test

[] No Support

Device Item	Function Test			Note
	Pass	Fail	N/A	
Mini PCI.10/100 Base-Tx LAN (W/Intel.82551QM .A1.0) (Model:PER-C10L)	<input type="checkbox"/>	<input type="checkbox"/>	<input checked="" type="checkbox"/>	
RALINK RT2561ST PCI 54M 11b/g wireless	<input checked="" type="checkbox"/>	<input type="checkbox"/>	<input type="checkbox"/>	
ADLINK mPCI-8750 ATI Rage XL Mini PCI VGA Card	<input type="checkbox"/>	<input type="checkbox"/>	<input checked="" type="checkbox"/>	

4.4. CardBus (PCMCIA) Compatibility Function Test

[X] No Support

Device Item	Bit	Function Test			Note
		Pass	Fail	N/A	
Intel PRO/Wireless 2011B LAN PC Card (WPC2011BWW)	Slot 1 (Up)	<input type="checkbox"/>	<input type="checkbox"/>	<input type="checkbox"/>	[PC-200200]
	Slot 2 (Down)	<input type="checkbox"/>	<input type="checkbox"/>	<input type="checkbox"/>	
Kingston datapack DP-PCM2 / 2GB (PC Card TypeII HDD)	Slot 1 (Up)	<input type="checkbox"/>	<input type="checkbox"/>	<input type="checkbox"/>	[PC-200201]
	Slot 2 (Down)	<input type="checkbox"/>	<input type="checkbox"/>	<input type="checkbox"/>	
PCi GW-NS54SG Cardbus Adapter Wireless LAN Type-II	Slot 1 (Up)	<input type="checkbox"/>	<input type="checkbox"/>	<input type="checkbox"/>	[PC-200502]
	Slot 2 (Down)	<input type="checkbox"/>	<input type="checkbox"/>	<input type="checkbox"/>	
PCi GW-NS54SG Cardbus Adapter Wireless LAN Type-II	Slot 2 (Down)	<input type="checkbox"/>	<input type="checkbox"/>	<input type="checkbox"/>	[PC-200502]

4.5. ISA Slot Function Test

[X] No Support

Test Item	Result	Note
SCSI Card Adaptec AHA-1520B SCSI Card	<input type="checkbox"/>	[SS-002]
LAN Card NE2000 Compatible LAN Card (RTL8019AS)	<input type="checkbox"/>	[NW-014]
VGA Card CIRRUS LOGIC 5429 FCC ID:ICUVGA-GWV27A	<input type="checkbox"/>	[VC-008]

4.6. Adapter Compatibility- Industry Control Card PC/104, PC/104+, PCI-104

[X] No Support

4.6.1. Device List: PC/104 Module

Test Item	Result			Note
	Pass	Fail	N/A	
AAEON PCM-3660	<input type="checkbox"/>	<input type="checkbox"/>	<input type="checkbox"/>	

4.6.2. Device List: PC/104+ Module

Test Item	Result			Note
	Pass	Fail	N/A	
AAEON PCM-3430	<input type="checkbox"/>	<input type="checkbox"/>	<input type="checkbox"/>	

4.6.3. Device List: PCI-104 Module

Test Item	Result			Note
	Pass	Fail	N/A	
AAEON PCM-3730	<input type="checkbox"/>	<input type="checkbox"/>	<input type="checkbox"/>	

4.6.4. Device List: PCI/104 Express Module

Test Item	Result			Note
	Pass	Fail	N/A	
AAEON PER-123	<input type="checkbox"/>	<input type="checkbox"/>	<input type="checkbox"/>	

4.7. SSD Modules Compatibility Test

SSD HDD Compatibility Test:

Cable Type: IDE SATA2 MLC SLC

Test Item	Result			Note
	Pass	Fail	N/A	
Transcend SSD 16G - TS16GSSD25S	<input checked="" type="checkbox"/>	<input type="checkbox"/>	<input type="checkbox"/>	

4.8. Peripheral Compatibility- Storage Device Test No Support**4.8.1. Disk on Chip (DOC) Test**

Test Item		Result			Note
		Pass	Fail	N/A	
DOC 2000 Model	16MB	<input type="checkbox"/>	<input type="checkbox"/>	<input type="checkbox"/>	M-System / MD2200-D16
DOC 2000 Onboard Address	CC00	<input type="checkbox"/>	<input type="checkbox"/>	<input type="checkbox"/>	
	D000	<input type="checkbox"/>	<input type="checkbox"/>	<input type="checkbox"/>	
	D400	<input type="checkbox"/>	<input type="checkbox"/>	<input type="checkbox"/>	
	D800	<input type="checkbox"/>	<input type="checkbox"/>	<input type="checkbox"/>	
	DC00	<input type="checkbox"/>	<input type="checkbox"/>	<input type="checkbox"/>	
	Disable	<input type="checkbox"/>	<input type="checkbox"/>	<input type="checkbox"/>	

4.8.2. Disk on module (DOM) Test

Test Item	Result			Note
	Pass	Fail	N/A	
Transcend / TS512MDOM40V / 512MB / IDE 40 Pin	<input type="checkbox"/>	<input type="checkbox"/>	<input type="checkbox"/>	
Transcend / TS512MDOM44V / 512MB / IDE 44 Pin	<input type="checkbox"/>	<input type="checkbox"/>	<input type="checkbox"/>	

4.9. Riser Card Function Test No Support

Test Item		Result			Note
		Pass	Fail	N/A	
LAN		<input type="checkbox"/>	<input type="checkbox"/>	<input type="checkbox"/>	
PCI Slot		<input type="checkbox"/>	<input type="checkbox"/>	<input type="checkbox"/>	
PCI-e Slot		<input type="checkbox"/>	<input type="checkbox"/>	<input type="checkbox"/>	

5. Time Accuracy Test

5.1. System Clock & RTC Clock Test

Under Room Temperature: 26 °C

Function	Item	Time Interval	Criteria	Actual		Result			Note
						Pass	Fail	N/A	
RTC Clock in Power On Mode		24 hrs	+/-2 sec	+1	Sec	<input checked="" type="checkbox"/>	<input type="checkbox"/>	<input type="checkbox"/>	
RTC Clock in Power Off Mode		24 hrs	+/-2 sec	+1	Sec	<input checked="" type="checkbox"/>	<input type="checkbox"/>	<input type="checkbox"/>	

5.2. Booting Timer Test

Installation	Actual		Note
System Booting Time	7.6	Sec	Period for "Beep" starts to Sound after pressing Power Button

5.3. Watchdog Timer Test

Use Function as below: W83627DHG-P.EXE

[] No Support.

Time-Out Interval	Criteria	Actual		Result			Note
				Pass	Fail	N/A	
10 sec	+/-10%	9.5	Sec	<input checked="" type="checkbox"/>	<input type="checkbox"/>	<input type="checkbox"/>	
60 sec	+/-10%	59.3	Sec	<input checked="" type="checkbox"/>	<input type="checkbox"/>	<input type="checkbox"/>	
255 sec	+/-10%	254.1	Sec	<input checked="" type="checkbox"/>	<input type="checkbox"/>	<input type="checkbox"/>	

Note : Under Room Temperature: 26°C / DOS Mode

6. O.S. Compatibility Test

6.1. English CentOS 5.6– Kernel 2.6.18.-238.e15xen

[] No Support

Driver Information:

Chipset Software	CentOS 5.6 default driver
Graphics Media	CentOS 5.6 default driver
Audio Driver	CentOS 5.6 default driver
LAN Driver	CentOS 5.6 default driver

Install OS to SATA HDD:

Installation	Result			Note
	Pass	Fail	N/A	
English CentOS 5.6-Kernel 2.6.18-238.e15xen	<input checked="" type="checkbox"/>	<input type="checkbox"/>	<input type="checkbox"/>	Type uname -a

Test Result:

Test Item	Result			Note
	Pass	Fail	N/A	
Display Function Test				
VGA -- Full Screen	<input checked="" type="checkbox"/>	<input type="checkbox"/>	<input type="checkbox"/>	
HDMI -- Full Screen	<input type="checkbox"/>	<input type="checkbox"/>	<input checked="" type="checkbox"/>	
LVDS -- Full Screen	<input type="checkbox"/>	<input type="checkbox"/>	<input checked="" type="checkbox"/>	
VGA + HDMI	<input type="checkbox"/>	<input type="checkbox"/>	<input checked="" type="checkbox"/>	
VGA + LVDS	<input type="checkbox"/>	<input type="checkbox"/>	<input checked="" type="checkbox"/>	
HDMI+ LVDS	<input type="checkbox"/>	<input type="checkbox"/>	<input checked="" type="checkbox"/>	
Network Function Test				
Connect to Internet – LAN 1	<input checked="" type="checkbox"/>	<input type="checkbox"/>	<input type="checkbox"/>	
Connect to Internet – LAN 2	<input checked="" type="checkbox"/>	<input type="checkbox"/>	<input type="checkbox"/>	
Connect to Internet – LAN 3	<input checked="" type="checkbox"/>	<input type="checkbox"/>	<input type="checkbox"/>	
Connect to Internet – LAN 4	<input checked="" type="checkbox"/>	<input type="checkbox"/>	<input type="checkbox"/>	
Connect to Internet – LAN 5	<input checked="" type="checkbox"/>	<input type="checkbox"/>	<input type="checkbox"/>	
Connect to Internet – LAN 6	<input checked="" type="checkbox"/>	<input type="checkbox"/>	<input type="checkbox"/>	
Audio Function Test				
Play Audio Function Test	<input type="checkbox"/>	<input type="checkbox"/>	<input checked="" type="checkbox"/>	Play Audio Test
Base Function Test				
Mouse Test	<input checked="" type="checkbox"/>	<input type="checkbox"/>	<input type="checkbox"/>	
Keyboard Test	<input checked="" type="checkbox"/>	<input type="checkbox"/>	<input type="checkbox"/>	
Console Redirection	<input checked="" type="checkbox"/>	<input type="checkbox"/>	<input type="checkbox"/>	Com1~Com2 minicom (Test with Ubuntu11.04)
CD-ROM Test	<input checked="" type="checkbox"/>	<input type="checkbox"/>	<input type="checkbox"/>	USB
USB 2.0 Removable Devices	<input checked="" type="checkbox"/>	<input type="checkbox"/>	<input type="checkbox"/>	
X Windows Application				
Start Button Office	<input checked="" type="checkbox"/>	<input type="checkbox"/>	<input type="checkbox"/>	Office function
X-Window	<input checked="" type="checkbox"/>	<input type="checkbox"/>	<input type="checkbox"/>	Startx – Desktop in Linux
Command Test On Text Mode: Attention Delay Phenomenon				
uname -a	<input checked="" type="checkbox"/>	<input type="checkbox"/>	<input type="checkbox"/>	Show information
Shutdown	<input checked="" type="checkbox"/>	<input type="checkbox"/>	<input type="checkbox"/>	Init 0 or shutdown -h now
Restart the Computer	<input checked="" type="checkbox"/>	<input type="checkbox"/>	<input type="checkbox"/>	Init 6 or shutdown -r now
Halt	<input checked="" type="checkbox"/>	<input type="checkbox"/>	<input type="checkbox"/>	Power Off Mode
ls / clear; cd /dev /ls -l	<input checked="" type="checkbox"/>	<input type="checkbox"/>	<input type="checkbox"/>	Command instruction

6.2. Windows 7 Ultimate English Version 32/64Bit

[] No Support

[X] x32 Driver Information:

Chipset Software	Intel(R) Chipset Device Software 9.2.0.1030(4/15/2011)
Graphics Media	Intel® Graphics Media Accelerator 3150 Series 8.14.10.2230(10/24/2010)
Audio Driver	N/A
LAN Driver	Intel(R) Gigabit CT Desktop Adapter 11.14.48.0(10/13/2011)

[X] x64 Driver Information:

Chipset Software	Intel(R) Chipset Device Software 9.2.0.1030(4/15/2011)
Graphics Media	Intel® Graphics Media Accelerator 3150 Series 8.14.10.2230(10/24/2010)
Audio Driver	N/A
LAN Driver	Intel(R) Gigabit CT Desktop Adapter 11.14.48.0(10/13/2011)

Install OS to SATA HDD:

Installation	Result			Note
	Pass	Fail	N/A	
English Windows 7 Ultimate mode	<input checked="" type="checkbox"/>	<input type="checkbox"/>	<input type="checkbox"/>	

Test Results:

Test Item	Result			Note
	Pass	Fail	N/A	
Single Display				
VGA -- Full Screen	<input checked="" type="checkbox"/>	<input type="checkbox"/>	<input type="checkbox"/>	
Boot - Windows 7 Ultimate Advanced Options Menu				
Safe Mode	<input checked="" type="checkbox"/>	<input type="checkbox"/>	<input type="checkbox"/>	
Basic Function Test				
PS/2 Mouse and Keyboard	<input checked="" type="checkbox"/>	<input type="checkbox"/>	<input type="checkbox"/>	
USB Mouse and Keyboard	<input checked="" type="checkbox"/>	<input type="checkbox"/>	<input type="checkbox"/>	
COM Port Mouse detect	<input checked="" type="checkbox"/>	<input type="checkbox"/>	<input type="checkbox"/>	
LPT1	<input type="checkbox"/>	<input type="checkbox"/>	<input checked="" type="checkbox"/>	
USB 2.0 Removable Devices	<input checked="" type="checkbox"/>	<input type="checkbox"/>	<input type="checkbox"/>	
LAN Function Test				
LAN1 --- Auto	<input checked="" type="checkbox"/>	<input type="checkbox"/>	<input type="checkbox"/>	
LAN2 --- Auto	<input checked="" type="checkbox"/>	<input type="checkbox"/>	<input type="checkbox"/>	
LAN3 --- Auto	<input checked="" type="checkbox"/>	<input type="checkbox"/>	<input type="checkbox"/>	
LAN4 --- Auto	<input checked="" type="checkbox"/>	<input type="checkbox"/>	<input type="checkbox"/>	
LAN5 --- Auto	<input checked="" type="checkbox"/>	<input type="checkbox"/>	<input type="checkbox"/>	
LAN6 --- Auto	<input checked="" type="checkbox"/>	<input type="checkbox"/>	<input type="checkbox"/>	
Audio Function Test				
Line Out Test	<input type="checkbox"/>	<input type="checkbox"/>	<input checked="" type="checkbox"/>	
Line In Test	<input type="checkbox"/>	<input type="checkbox"/>	<input checked="" type="checkbox"/>	
Microphone Test	<input type="checkbox"/>	<input type="checkbox"/>	<input checked="" type="checkbox"/>	
Start Menu				
Log off User	<input checked="" type="checkbox"/>	<input type="checkbox"/>	<input type="checkbox"/>	
Shut down (S5)	<input checked="" type="checkbox"/>	<input type="checkbox"/>	<input type="checkbox"/>	
Standby(S1)	<input checked="" type="checkbox"/>	<input type="checkbox"/>	<input type="checkbox"/>	
Standby(S3)	<input checked="" type="checkbox"/>	<input type="checkbox"/>	<input type="checkbox"/>	
Restart	<input checked="" type="checkbox"/>	<input type="checkbox"/>	<input type="checkbox"/>	
Hibernate (S4)	<input checked="" type="checkbox"/>	<input type="checkbox"/>	<input type="checkbox"/>	

6.3. Windows XP Professional English Version 32/64bit

[] No Support

[X] x32 Driver Information:

Chipset Software	Intel(R) Chipset Device Software 9.2.0.1030(4/15/2011)
Graphics Media	Intel® Graphics Media Accelerator 3150 Series 6.14.10.5260(4/25/2010)
Audio Driver	N/A
LAN Driver	Intel(R) Gigabit CT Desktop Adapter 11.14.48.0(10/13/2011)

[] No Support

[X] x64 Driver Information:

Chipset Software	Intel Chipset Device Software 9.2.0.1030 (04/15/2011)
Graphics Media	Intel Graphics Media Accelerator 3150 6.14.10.5260 (4/25/2010)
Audio Driver	N/A
LAN Driver	Intel Gigabit CT Desktop Adapter 11.14.48.0 (10/13/2011)

Install OS to SATA HDD:

Installation	Result			Note
	Pass	Fail	N/A	
English Windows XP Professional English SP3	<input checked="" type="checkbox"/>	<input type="checkbox"/>	<input type="checkbox"/>	

Test Results:

Test Item	Result			Note
	Pass	Fail	N/A	
Single Display				
VGA -- Full Screen	<input checked="" type="checkbox"/>	<input type="checkbox"/>	<input type="checkbox"/>	
DVI -- Full Screen	<input type="checkbox"/>	<input type="checkbox"/>	<input checked="" type="checkbox"/>	
LVDS -- Full Screen	<input type="checkbox"/>	<input type="checkbox"/>	<input checked="" type="checkbox"/>	
Boot - Windows XP Professional Advanced Options Menu				
Safe Mode	<input checked="" type="checkbox"/>	<input type="checkbox"/>	<input type="checkbox"/>	
Basic Function Test				
PS/2 Mouse and Keyboard	<input checked="" type="checkbox"/>	<input type="checkbox"/>	<input type="checkbox"/>	
USB Mouse and Keyboard	<input checked="" type="checkbox"/>	<input type="checkbox"/>	<input type="checkbox"/>	
COM Port Mouse detect	<input checked="" type="checkbox"/>	<input type="checkbox"/>	<input type="checkbox"/>	
LPT1	<input type="checkbox"/>	<input type="checkbox"/>	<input checked="" type="checkbox"/>	
USB 2.0 Removable Devices	<input checked="" type="checkbox"/>	<input type="checkbox"/>	<input type="checkbox"/>	
LAN Function Test				
LAN1 --- Auto	<input checked="" type="checkbox"/>	<input type="checkbox"/>	<input type="checkbox"/>	
LAN2 --- Auto	<input checked="" type="checkbox"/>	<input type="checkbox"/>	<input type="checkbox"/>	
LAN3 --- Auto	<input checked="" type="checkbox"/>	<input type="checkbox"/>	<input type="checkbox"/>	
LAN4 --- Auto	<input checked="" type="checkbox"/>	<input type="checkbox"/>	<input type="checkbox"/>	
LAN5 --- Auto	<input checked="" type="checkbox"/>	<input type="checkbox"/>	<input type="checkbox"/>	
LAN6 --- Auto	<input checked="" type="checkbox"/>	<input type="checkbox"/>	<input type="checkbox"/>	
Start Menu				
Log off User	<input checked="" type="checkbox"/>	<input type="checkbox"/>	<input type="checkbox"/>	
Shut down (S5)	<input checked="" type="checkbox"/>	<input type="checkbox"/>	<input type="checkbox"/>	
Standby(S1)	<input checked="" type="checkbox"/>	<input type="checkbox"/>	<input type="checkbox"/>	
Standby(S3)	<input checked="" type="checkbox"/>	<input type="checkbox"/>	<input type="checkbox"/>	
Restart	<input checked="" type="checkbox"/>	<input type="checkbox"/>	<input type="checkbox"/>	
Hibernate (S4)	<input checked="" type="checkbox"/>	<input type="checkbox"/>	<input type="checkbox"/>	XP-64 is not support.

7. BIOS Function Test

Hardware Information with Windows 7 Ultimate English Version 32Bit Driver Version	
CPU	Intel® Atom™ processor D525(1M Cache, 1.80 GHz)
Memory	DSL DDR3 1066 4GB CL7 ELPIDA J2108BCSE-DJ-F
HDD	Seagate ST9120823AS 2.5" SATA HDD 5400rpm

7.1. Advanced Test

Test Item		Result			Note	
		Pass	Fail	N/A		
ACPI settings	Enable Hibernation	<input type="checkbox"/>	<input type="checkbox"/>	<input checked="" type="checkbox"/>	Enable/Disable	
	Sleeps state (S1)	<input checked="" type="checkbox"/>	<input type="checkbox"/>	<input type="checkbox"/>		
	Sleeps state (S3)	<input checked="" type="checkbox"/>	<input type="checkbox"/>	<input type="checkbox"/>		
	Sleeps state (Auto)	<input type="checkbox"/>	<input type="checkbox"/>	<input checked="" type="checkbox"/>		
	Sleeps state (Disable)	<input checked="" type="checkbox"/>	<input type="checkbox"/>	<input type="checkbox"/>		
CPU configuration	Hyper-threading	<input checked="" type="checkbox"/>	<input type="checkbox"/>	<input type="checkbox"/>	Enable/Disable	
IDE configuration	IDE-SATA controller	<input checked="" type="checkbox"/>	<input type="checkbox"/>	<input type="checkbox"/>	Enable/Disable	
	AHCI mode	<input checked="" type="checkbox"/>	<input type="checkbox"/>	<input type="checkbox"/>		
	IDE mode	<input checked="" type="checkbox"/>	<input type="checkbox"/>	<input type="checkbox"/>		
LAN Bypass configuration	LAN1-2 Power on	<input checked="" type="checkbox"/>	<input type="checkbox"/>	<input type="checkbox"/>		
	LAN1-2 Power off	<input checked="" type="checkbox"/>	<input type="checkbox"/>	<input type="checkbox"/>		
	LAN3-4 Power on	<input checked="" type="checkbox"/>	<input type="checkbox"/>	<input type="checkbox"/>		
	LAN3-4 Power off	<input checked="" type="checkbox"/>	<input type="checkbox"/>	<input type="checkbox"/>		
	WDT	Reset	<input checked="" type="checkbox"/>	<input type="checkbox"/>	<input type="checkbox"/>	
	Bypass	<input checked="" type="checkbox"/>	<input type="checkbox"/>	<input type="checkbox"/>		
Intel IGD SWSCI opRegion	Fixed Graphics	128MB	<input checked="" type="checkbox"/>	<input type="checkbox"/>	<input type="checkbox"/>	
		256MB	<input checked="" type="checkbox"/>	<input type="checkbox"/>	<input type="checkbox"/>	
	Memory size	Maximum	<input checked="" type="checkbox"/>	<input type="checkbox"/>	<input type="checkbox"/>	384MB
USB configuration	Legacy USB Support	<input checked="" type="checkbox"/>	<input type="checkbox"/>	<input type="checkbox"/>		
Com port configuration	Serial port 1	<input checked="" type="checkbox"/>	<input type="checkbox"/>	<input type="checkbox"/>	Enable/Disable	
	Serial port 2	<input checked="" type="checkbox"/>	<input type="checkbox"/>	<input type="checkbox"/>	Enable/Disable	
Smart Fan Mode Configuration	Manual mode	<input checked="" type="checkbox"/>	<input type="checkbox"/>	<input type="checkbox"/>	Test with CPU, system, AUX Fan connector pin4.	

7.2. Chipset Test

Test Item		Result			Note	
		Pass	Fail	N/A		
South Bridge	Power Mode	ATX	<input checked="" type="checkbox"/>	<input type="checkbox"/>	<input type="checkbox"/>	
		AT	<input checked="" type="checkbox"/>	<input type="checkbox"/>	<input type="checkbox"/>	
	USB Function		<input checked="" type="checkbox"/>	<input type="checkbox"/>	<input type="checkbox"/>	Enable/ disable
	Restore on Power Loss	On	<input checked="" type="checkbox"/>	<input type="checkbox"/>	<input type="checkbox"/>	
		Off	<input checked="" type="checkbox"/>	<input type="checkbox"/>	<input type="checkbox"/>	
		Last State	<input checked="" type="checkbox"/>	<input type="checkbox"/>	<input type="checkbox"/>	
Status LED CTRL		<input checked="" type="checkbox"/>	<input type="checkbox"/>	<input type="checkbox"/>		

7.3. Boot Test

Test Item	Result			Note
	Pass	Fail	N/A	
Quiet Boot	<input checked="" type="checkbox"/>	<input type="checkbox"/>	<input type="checkbox"/>	Enable/Disable
Launch I82574L PXE ROM	<input checked="" type="checkbox"/>	<input type="checkbox"/>	<input type="checkbox"/>	Enable/Disable

Boot From Hard Disk	<input checked="" type="checkbox"/>	<input type="checkbox"/>	<input type="checkbox"/>	
Boot From CDROM	<input checked="" type="checkbox"/>	<input type="checkbox"/>	<input type="checkbox"/>	
Boot From USB HDD	<input checked="" type="checkbox"/>	<input type="checkbox"/>	<input type="checkbox"/>	
Boot From USB Floppy	<input checked="" type="checkbox"/>	<input type="checkbox"/>	<input type="checkbox"/>	
Boot From USB CD-ROM	<input checked="" type="checkbox"/>	<input type="checkbox"/>	<input type="checkbox"/>	
Boot from LAN	<input checked="" type="checkbox"/>	<input type="checkbox"/>	<input type="checkbox"/>	
Disable	<input checked="" type="checkbox"/>	<input type="checkbox"/>	<input type="checkbox"/>	

7.4. CMOS Backup / Clear CMOS Test

Test Item	Result			Note
	Pass	Fail	N/A	
CMOS Backup	<input checked="" type="checkbox"/>	<input type="checkbox"/>	<input type="checkbox"/>	
Clear CMOS Test	<input checked="" type="checkbox"/>	<input type="checkbox"/>	<input type="checkbox"/>	

7.5. AAEON Tag Check Utility

Test Item	Result			Note
	Pass	Fail	N/A	
Check AAEON BIOS OK	<input checked="" type="checkbox"/>	<input type="checkbox"/>	<input type="checkbox"/>	AONCHECK.EXE

7.6. Supervisor / User Password Test

Test Item	Result			Note
	Pass	Fail	N/A	
Supervisor Password	<input checked="" type="checkbox"/>	<input type="checkbox"/>	<input type="checkbox"/>	
User Password	<input checked="" type="checkbox"/>	<input type="checkbox"/>	<input type="checkbox"/>	

7.7. PC Health Status

Test Point: The value between Actual Voltage and Voltage Monitored must be + /- 5%

Voltage Monitoring Test	Result			BIOS		Actual		Note
	Pass	Fail	N/A					
System temperature	<input checked="" type="checkbox"/>	<input type="checkbox"/>	<input type="checkbox"/>	38	°C	35	°C	
CPUTIN temperature	<input checked="" type="checkbox"/>	<input type="checkbox"/>	<input type="checkbox"/>	50	°C	45	°C	
AUXTIN temperature	<input checked="" type="checkbox"/>	<input type="checkbox"/>	<input type="checkbox"/>	65	°C	62	°C	
SYSFAN1 Speed	<input checked="" type="checkbox"/>	<input type="checkbox"/>	<input type="checkbox"/>	3708	RPM	3200	RPM	
CPUFAN1 Speed	<input checked="" type="checkbox"/>	<input type="checkbox"/>	<input type="checkbox"/>	3708	RPM	4200	RPM	
AUXFAN1 Speed	<input checked="" type="checkbox"/>	<input type="checkbox"/>	<input type="checkbox"/>	3708	RPM	4200	RPM	
CPUVcore	<input checked="" type="checkbox"/>	<input type="checkbox"/>	<input type="checkbox"/>	1.096	V	1.1	V	
+1.5V_DDR	<input checked="" type="checkbox"/>	<input type="checkbox"/>	<input type="checkbox"/>	1.512	V	1.49	V	
AVCC	<input checked="" type="checkbox"/>	<input type="checkbox"/>	<input type="checkbox"/>	3.376	V	3.33	V	
3VCC	<input checked="" type="checkbox"/>	<input type="checkbox"/>	<input type="checkbox"/>	3.376	V	3.33	V	
+5V	<input checked="" type="checkbox"/>	<input type="checkbox"/>	<input type="checkbox"/>	5.248	V	5.18	V	
+1.8V	<input checked="" type="checkbox"/>	<input type="checkbox"/>	<input type="checkbox"/>	1.84	V	1.81	V	
+12V	<input checked="" type="checkbox"/>	<input type="checkbox"/>	<input type="checkbox"/>	12.196	V	12.11	V	
3VSB	<input checked="" type="checkbox"/>	<input type="checkbox"/>	<input type="checkbox"/>	3.376	V	3.33	V	
VBAT	<input checked="" type="checkbox"/>	<input type="checkbox"/>	<input type="checkbox"/>	3.168	V	3.13	V	

8. Performance Test

Hardware Information with Windows 7 Ultimate English Version 32Bit Driver Version	
CPU	Intel® Atom™ processor D525(1M Cache, 1.80 GHz)
Memory	DSL DDR3 1066 4GB CL7 ELPIDA J2108BCSE-DJ-F
HDD	Seagate ST9120823AS 2.5" SATA HDD 5400rpm

8.1. Performance Test

Test Result: (Display set 1024*768 test)

Testing Software	Scope		Note
	AAEON	Ref.	
PCMark2002			Win7
CPU	N/A	-	
Memory	8053	-	
HDD	1676	-	
Benchmark (A)	-		
PCMark2005			Windows 7
PCMark	N/A	-	PCMarks
CPU	2158	-	
Memory	2892	-	
Graphics	830	-	
HDD	4233	-	
Benchmark (B)	-		
Average Efficiency	-		

Testing Software	Scope		Note
	AAEON	Ref.	
3Dmark2003 v360			Windows 7
3Dmark Score	810	-	
CPU Score	303	-	
Benchmark (A)	-		
3Dmark2005 v130			Windows 7
3Dmark Score	354	-	
CPU Score	2554	-	
Benchmark (B)	-		
Average Efficiency	-		

Testing Software	Scope		Note
	AAEON	Ref.	
Final Reality V1.01—BenchMark Test			Windows 7
2D image	23.23	-	
3D	4.2	-	
Bus transfer	13.32	-	
Overall	11.27	-	Reality marks
Benchmark (A)	-		