

AIS-E2-CV1

Intel D2550 Advanced System Controller

P5 Verification Test Report

Summary	<input checked="" type="checkbox"/> Pass <input type="checkbox"/> Fail <input type="checkbox"/> Pass with Deviation (Comment: _____)			
Test Results Category				
	Critical	Major	Minor	Enhancement
Defect Found	0	0	6	0
Defect Unsolved	0	0	6	0

Issue date	Approval	Test Engineer
2013/12/13	Tom Lin	Jack Huang

Version Released Records

Date	Version	Change History	Note
2010/04/21	P3-1001	1. Re-composing test Items	
2010/06/01	P2P3-1001	1. New Test Report	
2010/06/21	P2P3-1002	1. Add BIOS -> SPI ROM Setting (South Bridge – GPIO)	
2010/12/02	P2P3-1003	1. New Test Report	
2011/02/23	P2P3-1101	1. Re-composing test Items	
2011/03/04	P2P3-1102	1. Add Specification Validation	
2012/05/29	P2P3-1201	1. Add Summary Table of DTS	

Note :

For all test items in this report, 3 results have been defined and described as following:

- Pass:** Functionality work perfectly
- Fail:** Functionality failed and must be resolved in the next version
- N/A:** Functionality Not Applicable or Not Available

This test report would be updated when re-test completed in product next change version.

Specification Verification

Main Specification

Item	Specification	Result			Note
		Pass	Fail	N/A	
Product Name	AIS-E2-CV1	<input checked="" type="checkbox"/>	<input type="checkbox"/>	<input type="checkbox"/>	
CPU Board	EMB-CV1(EMB-CV1-A10-01)	<input checked="" type="checkbox"/>	<input type="checkbox"/>	<input type="checkbox"/>	
Processor	On board Intel @Atom™ D2550	<input checked="" type="checkbox"/>	<input type="checkbox"/>	<input type="checkbox"/>	
System Memory	DDR3 1066/800 Mhz DIMM X2, Max 4GB	<input checked="" type="checkbox"/>	<input type="checkbox"/>	<input type="checkbox"/>	
Chipset	Intel D2550 + NM10				
Storage	SATA 3.0Gb/s 2.5" HDD bay x2	<input checked="" type="checkbox"/>	<input type="checkbox"/>	<input type="checkbox"/>	
Front I/O panel	1 x ATX Power Switch ; 1 x reset bottom 1 x HDD LED	<input checked="" type="checkbox"/>	<input type="checkbox"/>	<input type="checkbox"/>	
Rear I/O panel	1 x RS232, 1 x RS-232/422/485 supports 5/12V (Optional up to 5 x RS-232) 1 x KB & 1 x MS 6 x USB (2 x USB 2.0 on Front Panel, 4 x USB 2.0 on rear I/O) 3 x Audio Jack (Mic-in, Line-in, Line-out) 2 x RJ45 w/ LED 1 x DVI-D, 1 x VGA	<input checked="" type="checkbox"/>	<input type="checkbox"/>	<input type="checkbox"/>	
Expansion	1 x Mini card socket, 1 x Antenna Hole	<input checked="" type="checkbox"/>	<input type="checkbox"/>	<input type="checkbox"/>	
Power Supply	12V dc Power Adapter, 84W (or Optional 120W)	<input checked="" type="checkbox"/>	<input type="checkbox"/>	<input type="checkbox"/>	

O.S. Support

Item	Specification	Result	Note
Microsoft Windows	Windows XP Professional English SP3 32 Bit	<input checked="" type="checkbox"/>	
	Windows 7 English 32 Bit	<input checked="" type="checkbox"/>	
Linux	Linux Kernel 2.6x or above	<input checked="" type="checkbox"/>	

Environmental Specifications

Item	Specification	Result	Note
Operation temperature	32~113°F (0~50°C)	<input checked="" type="checkbox"/>	
Storage temperature	-4~140°F (-20~60°C)	<input checked="" type="checkbox"/>	
Storage humidity	10 ~ 80%, non-condensing	<input checked="" type="checkbox"/>	
Vibration	0.5gRMS / 5~500Hz / operation – HDD	<input checked="" type="checkbox"/>	
EMC	CE/FCC class A	<input checked="" type="checkbox"/>	
Shock	15G with 11 m/sec	<input checked="" type="checkbox"/>	

Platform Information

Item	Device Information	Test Item
System Model	AIS-E2-CV01	1,2,3,4,5,6,7,8,9
CPU Board	EMB-CV1(EMB-CV1-A10-01) Rev.1.03	1,2,3,4,5,6,7,8,9
BIOS / Version	R1.0 (S2CVAM10)(09/26/2013)	1,2,3,4,5,6,7,8,9
CPU Type	Intel ®Atom™ D2550 B3 Processor @ 1.86GHz	1,2,3,4,5,6,7,8,9
Memory Type	DSL DDR3 1066 2GB CL7 x 2 ELPIDA J1108BDSE-DJ-F	1,2,3,4,5,6,7,8,9
SATA HDD	TOSHIBA MK1060GSC SATA "2.5"HDD 100GB	1,2,3,4,5,6,7,8,9
USB DVD-ROM	Pioneer DVR-212BK	1,2,3,4,5,6,7,8,9
LCD	PHILIPS 244E2SB/96 24"	1,2,3,4,5,6,7,8,9
Operating System	<input checked="" type="checkbox"/> Fedora core15 kernel 2.6.38.6-26.rc1.fc15.i686.PAE	7-1
	<input checked="" type="checkbox"/> Windows 7 Ultimate 32Bit	7-2
	<input checked="" type="checkbox"/> Windows XP Professional English SP3 32Bit	7-3
Power Supply	DC Input 9-30V w/3-pin terminal block	1,2,3,4,5,6,7,8,9
Chipset Information with Win7 Ultimate English SP1 32bit Driver Version		
Chipset Software	Intel ® Chipset Device Software.9.2.2.1034 (7/20/2011)	
North Bridge	Embedded in Intel CedarView CPU(D2550)	
South Bridge	Intel NM10	
Super IO Chipset	ITE IT8783F	
VGA Chipset	Intel Graphics Media Accelerator 3600 Series 8.14.8.1091(3/15/2013)	
Audio Chipset	VIA High Definition Audio 6.0.1.8700(8/4/2010)	
Ethernet Chipset	Realtek PCIe GBE Family Controller 7.48.823.2011(8/23/2011)	
	Realtek PCIe GBE Family Controller 7.48.823.2011(8/23/2011)	

Summary Table of contents:

Platform Information	4
1. OSD Control Function Test.....	6
1.1. OSD Control Test	6
1.2. OSD - On Screen Display Test.....	6
1.3. OSD Light Test.....	6
1.4. Modular System Industrial Workstation Function Test.....	6
1.5. Mechanism construction check	7
2. Basic Function Test.....	8
2.1. Video Function Test	8
2.2. Audio Function Test	10
2.3. LAN Function Test	10
2.4. Optional Function Test	12
3. Integration Test.....	13
3.1. USB Port Integration Test.....	13
3.2. Digital I/O Port Test.....	13
3.3. COM Port Integration Test	13
3.4. RS-422 / RS-485 Test.....	14
3.5. LPT Port Test.....	14
3.6. Burn In Test	14
4. Application Test.....	15
4.1. PCI Slot Function (PCI Adapter Card) Test	15
4.2. PCI-Express Function Test.....	15
4.3. Mini PCI Card Compatibility Test	16
4.4. CardBus (PCMCIA) Compatibility Function Test	16
4.5. ISA Slot Function Test	16
4.6. Adapter Compatibility- Industry Control Card PC/104, PC/104+, PCI-104.....	16
4.7. SSD Modules Compatibility Test	17
4.8. Peripheral Compatibility- Storage Device Test	17
5. Power Consumption Test	18
5.1. PC Health Status	18
6. Time Accuracy Test.....	19
6.1. System Clock & RTC Clock Test.....	19
6.2. Booting Timer Test	19
6.3. Watchdog Timer Test	19
7. O.S. Compatibility Test	20
7.1. English Fedora core15 kernel 2.6.38.6-26.rc1.fc15.i686.PAE.....	20
7.2. Windows 7 Ultimate English Version 32/64Bit	21
7.3. Windows XP Professional English Version 32/64Bit	22
8. BIOS Function Test	23
8.1. Advanced Test	23
8.2. Monitor Test.....	23
8.3. Boot Test	23
8.4. CMOS Backup / Clear CMOS Test	24
8.5. AAEON Tag Check Utility.....	24
8.6. Supervisor / User Password Test	24
9. Performance Test	25

1. OSD Control Function Test

1.1. OSD Control Test

OSD Control Function	Function			Note
	Pass	Fail	N/A	
Auto	<input type="checkbox"/>	<input type="checkbox"/>	<input checked="" type="checkbox"/>	
MENU	<input type="checkbox"/>	<input type="checkbox"/>	<input checked="" type="checkbox"/>	
UP	<input type="checkbox"/>	<input type="checkbox"/>	<input checked="" type="checkbox"/>	
DOWN	<input type="checkbox"/>	<input type="checkbox"/>	<input checked="" type="checkbox"/>	
POWER	<input type="checkbox"/>	<input type="checkbox"/>	<input checked="" type="checkbox"/>	
EXIT	<input type="checkbox"/>	<input type="checkbox"/>	<input checked="" type="checkbox"/>	

1.2. OSD - On Screen Display Test

OSD - On Screen Display	Function			Note
	Pass	Fail	N/A	
Input Source	<input type="checkbox"/>	<input type="checkbox"/>	<input checked="" type="checkbox"/>	OSD Control by system
PIP Enable	<input type="checkbox"/>	<input type="checkbox"/>	<input checked="" type="checkbox"/>	
Auto Tune	<input type="checkbox"/>	<input type="checkbox"/>	<input checked="" type="checkbox"/>	
Backlight	<input type="checkbox"/>	<input type="checkbox"/>	<input checked="" type="checkbox"/>	
Brightness	<input type="checkbox"/>	<input type="checkbox"/>	<input checked="" type="checkbox"/>	
Contrast	<input type="checkbox"/>	<input type="checkbox"/>	<input checked="" type="checkbox"/>	
Color	<input type="checkbox"/>	<input type="checkbox"/>	<input checked="" type="checkbox"/>	
Quality	<input type="checkbox"/>	<input type="checkbox"/>	<input checked="" type="checkbox"/>	
Position	<input type="checkbox"/>	<input type="checkbox"/>	<input checked="" type="checkbox"/>	
Language	<input type="checkbox"/>	<input type="checkbox"/>	<input checked="" type="checkbox"/>	
Recall	<input type="checkbox"/>	<input type="checkbox"/>	<input checked="" type="checkbox"/>	
Save Exit	<input type="checkbox"/>	<input type="checkbox"/>	<input checked="" type="checkbox"/>	
Cancel Exit	<input type="checkbox"/>	<input type="checkbox"/>	<input checked="" type="checkbox"/>	

1.3. OSD Light Test

OSD Control Function	Function			Note
	Pass	Fail	N/A	
Power off	<input type="checkbox"/>	<input type="checkbox"/>	<input checked="" type="checkbox"/>	
Power on	<input type="checkbox"/>	<input type="checkbox"/>	<input checked="" type="checkbox"/>	
Stand by	<input type="checkbox"/>	<input type="checkbox"/>	<input checked="" type="checkbox"/>	Into S1 / S3 and see light function

1.4. Modular System Industrial Workstation Function Test

Test Item	Result			Note
	Pass	Fail	N/A	
DC power outlet / inlet	<input checked="" type="checkbox"/>	<input type="checkbox"/>	<input type="checkbox"/>	
Power On / Off	<input checked="" type="checkbox"/>	<input type="checkbox"/>	<input type="checkbox"/>	
Restart	<input checked="" type="checkbox"/>	<input type="checkbox"/>	<input type="checkbox"/>	
Power LED	<input checked="" type="checkbox"/>	<input type="checkbox"/>	<input type="checkbox"/>	
H.D.D LED	<input checked="" type="checkbox"/>	<input type="checkbox"/>	<input type="checkbox"/>	
CD-ROM drive included	<input type="checkbox"/>	<input type="checkbox"/>	<input checked="" type="checkbox"/>	
Floppy drive included	<input type="checkbox"/>	<input type="checkbox"/>	<input checked="" type="checkbox"/>	
Lockable front-panel door	<input type="checkbox"/>	<input type="checkbox"/>	<input checked="" type="checkbox"/>	
Finger mouse	<input type="checkbox"/>	<input type="checkbox"/>	<input checked="" type="checkbox"/>	
59 Data-entry&20/24 Function keys	<input type="checkbox"/>	<input type="checkbox"/>	<input checked="" type="checkbox"/>	

1.5. Mechanism construction check

Test Item	Result			Note
	Pass	Fail	N/A	
Case construction check	<input type="checkbox"/>	<input type="checkbox"/>	<input checked="" type="checkbox"/>	
PCMCIA construction check	<input type="checkbox"/>	<input type="checkbox"/>	<input checked="" type="checkbox"/>	
CF Card construction check	<input type="checkbox"/>	<input type="checkbox"/>	<input checked="" type="checkbox"/>	
Component check	<input type="checkbox"/>	<input type="checkbox"/>	<input checked="" type="checkbox"/>	

2. Basic Function Test

2.1. Video Function Test

2.1.1. Single Output Function Test

Hardware Information with Win7Ultimate English SP3 32 Bit Driver Version										
CPU	Intel @Atom™ D2550 B3 Processor @ 1.86GHz									
Memory	DSL DDR3 1066 4GB CL7 ELPIDA J2108BCSE-DJ-F									
HDD	TOSHIBA MK1060GSC SATA "2.5"HDD 100GB									
VGA	PHILIPS 244E2SB/96 24"									
DVI	ASUS Display VE228 22"									
HDMI	Not Support									
Display Port	Not Support									
Color Quality	<input checked="" type="checkbox"/> 16bit <input type="checkbox"/> 24bit <input checked="" type="checkbox"/> 32bit									
Resolution	DVI			VGA			HDMI			Note
	Pass	Fail	N/A	Pass	Fail	N/A	Pass	Fail	N/A	
640X480	<input type="checkbox"/>	<input type="checkbox"/>	<input checked="" type="checkbox"/>	<input type="checkbox"/>	<input type="checkbox"/>	<input checked="" type="checkbox"/>	<input type="checkbox"/>	<input type="checkbox"/>	<input checked="" type="checkbox"/>	
800X600	<input checked="" type="checkbox"/>	<input type="checkbox"/>	<input type="checkbox"/>	<input checked="" type="checkbox"/>	<input type="checkbox"/>	<input type="checkbox"/>	<input type="checkbox"/>	<input type="checkbox"/>	<input checked="" type="checkbox"/>	
1024X768	<input checked="" type="checkbox"/>	<input type="checkbox"/>	<input type="checkbox"/>	<input checked="" type="checkbox"/>	<input type="checkbox"/>	<input type="checkbox"/>	<input type="checkbox"/>	<input type="checkbox"/>	<input checked="" type="checkbox"/>	
1152X864	<input checked="" type="checkbox"/>	<input type="checkbox"/>	<input type="checkbox"/>	<input checked="" type="checkbox"/>	<input type="checkbox"/>	<input type="checkbox"/>	<input type="checkbox"/>	<input type="checkbox"/>	<input checked="" type="checkbox"/>	
1280X600	<input checked="" type="checkbox"/>	<input type="checkbox"/>	<input type="checkbox"/>	<input checked="" type="checkbox"/>	<input type="checkbox"/>	<input type="checkbox"/>	<input type="checkbox"/>	<input type="checkbox"/>	<input checked="" type="checkbox"/>	
1280X720	<input checked="" type="checkbox"/>	<input type="checkbox"/>	<input type="checkbox"/>	<input checked="" type="checkbox"/>	<input type="checkbox"/>	<input type="checkbox"/>	<input type="checkbox"/>	<input type="checkbox"/>	<input checked="" type="checkbox"/>	
1280X768	<input type="checkbox"/>	<input type="checkbox"/>	<input checked="" type="checkbox"/>	<input checked="" type="checkbox"/>	<input type="checkbox"/>	<input type="checkbox"/>	<input type="checkbox"/>	<input type="checkbox"/>	<input checked="" type="checkbox"/>	
1280X800	<input checked="" type="checkbox"/>	<input type="checkbox"/>	<input type="checkbox"/>	<input checked="" type="checkbox"/>	<input type="checkbox"/>	<input type="checkbox"/>	<input type="checkbox"/>	<input type="checkbox"/>	<input checked="" type="checkbox"/>	
1280X960	<input checked="" type="checkbox"/>	<input type="checkbox"/>	<input type="checkbox"/>	<input checked="" type="checkbox"/>	<input type="checkbox"/>	<input type="checkbox"/>	<input type="checkbox"/>	<input type="checkbox"/>	<input checked="" type="checkbox"/>	
1280X1024	<input checked="" type="checkbox"/>	<input type="checkbox"/>	<input type="checkbox"/>	<input checked="" type="checkbox"/>	<input type="checkbox"/>	<input type="checkbox"/>	<input type="checkbox"/>	<input type="checkbox"/>	<input checked="" type="checkbox"/>	
1360X768	<input checked="" type="checkbox"/>	<input type="checkbox"/>	<input type="checkbox"/>	<input checked="" type="checkbox"/>	<input type="checkbox"/>	<input type="checkbox"/>	<input type="checkbox"/>	<input type="checkbox"/>	<input checked="" type="checkbox"/>	
1366X768	<input type="checkbox"/>	<input type="checkbox"/>	<input checked="" type="checkbox"/>	<input type="checkbox"/>	<input type="checkbox"/>	<input checked="" type="checkbox"/>	<input type="checkbox"/>	<input type="checkbox"/>	<input checked="" type="checkbox"/>	
1400X900	<input type="checkbox"/>	<input type="checkbox"/>	<input checked="" type="checkbox"/>	<input type="checkbox"/>	<input type="checkbox"/>	<input checked="" type="checkbox"/>	<input type="checkbox"/>	<input type="checkbox"/>	<input checked="" type="checkbox"/>	
1400X1050	<input checked="" type="checkbox"/>	<input type="checkbox"/>	<input type="checkbox"/>	<input checked="" type="checkbox"/>	<input type="checkbox"/>	<input type="checkbox"/>	<input type="checkbox"/>	<input type="checkbox"/>	<input checked="" type="checkbox"/>	
1440X900	<input checked="" type="checkbox"/>	<input type="checkbox"/>	<input type="checkbox"/>	<input checked="" type="checkbox"/>	<input type="checkbox"/>	<input type="checkbox"/>	<input type="checkbox"/>	<input type="checkbox"/>	<input checked="" type="checkbox"/>	
1600X900	<input checked="" type="checkbox"/>	<input type="checkbox"/>	<input type="checkbox"/>	<input checked="" type="checkbox"/>	<input type="checkbox"/>	<input type="checkbox"/>	<input type="checkbox"/>	<input type="checkbox"/>	<input checked="" type="checkbox"/>	
1600X1200	<input type="checkbox"/>	<input type="checkbox"/>	<input checked="" type="checkbox"/>	<input checked="" type="checkbox"/>	<input type="checkbox"/>	<input type="checkbox"/>	<input type="checkbox"/>	<input type="checkbox"/>	<input checked="" type="checkbox"/>	
1680X1050	<input checked="" type="checkbox"/>	<input type="checkbox"/>	<input type="checkbox"/>	<input checked="" type="checkbox"/>	<input type="checkbox"/>	<input type="checkbox"/>	<input type="checkbox"/>	<input type="checkbox"/>	<input checked="" type="checkbox"/>	
1792X1344	<input type="checkbox"/>	<input type="checkbox"/>	<input checked="" type="checkbox"/>	<input type="checkbox"/>	<input type="checkbox"/>	<input checked="" type="checkbox"/>	<input type="checkbox"/>	<input type="checkbox"/>	<input checked="" type="checkbox"/>	
1856X1392	<input type="checkbox"/>	<input type="checkbox"/>	<input checked="" type="checkbox"/>	<input type="checkbox"/>	<input type="checkbox"/>	<input checked="" type="checkbox"/>	<input type="checkbox"/>	<input type="checkbox"/>	<input checked="" type="checkbox"/>	
1920X1080	<input checked="" type="checkbox"/>	<input type="checkbox"/>	<input type="checkbox"/>	<input checked="" type="checkbox"/>	<input type="checkbox"/>	<input type="checkbox"/>	<input type="checkbox"/>	<input type="checkbox"/>	<input checked="" type="checkbox"/>	
1920X1200	<input type="checkbox"/>	<input type="checkbox"/>	<input checked="" type="checkbox"/>	<input type="checkbox"/>	<input type="checkbox"/>	<input checked="" type="checkbox"/>	<input type="checkbox"/>	<input type="checkbox"/>	<input checked="" type="checkbox"/>	
1920X1440	<input type="checkbox"/>	<input type="checkbox"/>	<input checked="" type="checkbox"/>	<input type="checkbox"/>	<input type="checkbox"/>	<input checked="" type="checkbox"/>	<input type="checkbox"/>	<input type="checkbox"/>	<input checked="" type="checkbox"/>	
2048X1536	<input type="checkbox"/>	<input type="checkbox"/>	<input checked="" type="checkbox"/>	<input type="checkbox"/>	<input type="checkbox"/>	<input checked="" type="checkbox"/>	<input type="checkbox"/>	<input type="checkbox"/>	<input checked="" type="checkbox"/>	
Rotation	<input checked="" type="checkbox"/>	<input type="checkbox"/>	<input type="checkbox"/>	<input checked="" type="checkbox"/>	<input type="checkbox"/>	<input type="checkbox"/>	<input type="checkbox"/>	<input type="checkbox"/>	<input checked="" type="checkbox"/>	Rotation (0 / 90 /180 /270)

Note: Pay attention with Full Screen under POST screen and Text Mode.

2.1.2. Dual Output Function Test

Selection	Output	Result			Note
		Pass	Fail	N/A	
Dual Display Clone	VGA + DVI	<input checked="" type="checkbox"/>	<input type="checkbox"/>	<input type="checkbox"/>	
Dual Display Twin		<input type="checkbox"/>	<input type="checkbox"/>	<input checked="" type="checkbox"/>	
Extended Desktop		<input checked="" type="checkbox"/>	<input type="checkbox"/>	<input type="checkbox"/>	

2.1.3. Video Resolution Test

Test points:

1. Power on without inserting any VGA connector until system reaches Windows desktop
2. Plug VGA connector into test machine while system reaches Windows then check VGA driver and display
3. Check VGA output Brightness is normal and it shows "Ghost Image" / "Flicker" or not

	Result			Note
	Pass	Fail	N/A	
In Windows Desktop	<input checked="" type="checkbox"/>	<input type="checkbox"/>	<input type="checkbox"/>	

2.1.4. Video Resolution Test

LVDS Model		Result			Note
		Pass	Fail	N/A	
LVDS	1_AUO G065VN01 V.0 / 6.5" / 640x480 / 18bit (4:3)	<input type="checkbox"/>	<input type="checkbox"/>	<input checked="" type="checkbox"/>	
	2_AUO G065VN01 V.0 / 6.5" / 640x480 / 24bit (4:3)	<input type="checkbox"/>	<input type="checkbox"/>	<input checked="" type="checkbox"/>	
	3_Data Image 7" / 800*480 / 18bit (16:9)	<input type="checkbox"/>	<input type="checkbox"/>	<input checked="" type="checkbox"/>	
	4_AU G084SN05 V.3 / 8.4" / 800*600 / 18bit (4:3)	<input type="checkbox"/>	<input type="checkbox"/>	<input checked="" type="checkbox"/>	
	5_AU B104SN02 V.0 / 10.4" / 800*600 / 18bit (4:3)	<input type="checkbox"/>	<input type="checkbox"/>	<input checked="" type="checkbox"/>	
	6_AUO G084SN05 v7 / 8.4" / 800*600 / 24bit (4:3)	<input type="checkbox"/>	<input type="checkbox"/>	<input checked="" type="checkbox"/>	
	7_AU G150XG01 V.0 / 15" / 1024*768 / 18bit (4:3)	<input type="checkbox"/>	<input type="checkbox"/>	<input checked="" type="checkbox"/>	
	8_AU M150XN07 V.2 / 15" / 1024x768 / 24bit (4:3)	<input type="checkbox"/>	<input type="checkbox"/>	<input checked="" type="checkbox"/>	
	9_Toshiba /12.1"/1280 x 768 x 18bit (16:9)	<input type="checkbox"/>	<input type="checkbox"/>	<input checked="" type="checkbox"/>	
	10_AU M170EG01 V.D/ 17" / 1280*1024 / 48bit (4:3)	<input type="checkbox"/>	<input type="checkbox"/>	<input checked="" type="checkbox"/>	
	11_AU M170XW01 V.1 / 17" / 1280x768 / 24bit (16:9)	<input type="checkbox"/>	<input type="checkbox"/>	<input checked="" type="checkbox"/>	
	12_AUO T260XW02 / 26" / 1366x768 / 24bit	<input type="checkbox"/>	<input type="checkbox"/>	<input checked="" type="checkbox"/>	
	13_AU M201UN02 V.5 / 20.1" / 1600x1200x48bit	<input type="checkbox"/>	<input type="checkbox"/>	<input checked="" type="checkbox"/>	
	14_AUO T370HW01 / 37" / 1920x1080 / 48bit	<input type="checkbox"/>	<input type="checkbox"/>	<input checked="" type="checkbox"/>	
	15_AUO M190PW01 V0 / 19"/1440X900/48 bit	<input type="checkbox"/>	<input type="checkbox"/>	<input checked="" type="checkbox"/>	







2.2. Audio Function Test

[] No Support

Function Test	Result			Note
	Pass	Fail	N/A	
L (Left) Channel	<input checked="" type="checkbox"/>	<input type="checkbox"/>	<input type="checkbox"/>	
R (Right) Channel	<input checked="" type="checkbox"/>	<input type="checkbox"/>	<input type="checkbox"/>	
CD_In	<input type="checkbox"/>	<input type="checkbox"/>	<input checked="" type="checkbox"/>	
Line In	<input checked="" type="checkbox"/>	<input type="checkbox"/>	<input type="checkbox"/>	
MICROPHONE	<input checked="" type="checkbox"/>	<input type="checkbox"/>	<input type="checkbox"/>	
6-channel mode for 5.1 speaker output	<input type="checkbox"/>	<input type="checkbox"/>	<input checked="" type="checkbox"/>	
8-channel mode for 7.1 speaker output	<input type="checkbox"/>	<input type="checkbox"/>	<input checked="" type="checkbox"/>	
S/P DIF function Test	Input	<input type="checkbox"/>	<input type="checkbox"/>	<input checked="" type="checkbox"/>
	Output	<input type="checkbox"/>	<input type="checkbox"/>	<input checked="" type="checkbox"/>

2.3. LAN Function Test

[] No Support

Connect two computers via different speed LAN HUB by using "Ping" instruction (1000 times)										
1000MBps LAN HUB	D-Link DGS-1008D									
100MBps LAN HUB	HP J4095A 24 Ports									
10MBps LAN HUB	SVEC FD916H									
On Board LAN1	Realtek PCIe GBE Family Controller						MAC Address	60-A4-4C-5B-E4-EE		
On Board LAN2	Realtek PCIe GBE Family Controller						MAC Address	30-85-A9-A3-8E-89		
LAN Speed	Link / Speed LED	Active LED	LAN 1			LAN 2			Note	
			Pass	Fail	N/A	Pass	Fail	N/A		
1000MBps			<input checked="" type="checkbox"/>	<input type="checkbox"/>	<input type="checkbox"/>	<input checked="" type="checkbox"/>	<input type="checkbox"/>	<input type="checkbox"/>		
100MBps			<input checked="" type="checkbox"/>	<input type="checkbox"/>	<input type="checkbox"/>	<input checked="" type="checkbox"/>	<input type="checkbox"/>	<input type="checkbox"/>		
10MBps			<input checked="" type="checkbox"/>	<input type="checkbox"/>	<input type="checkbox"/>	<input checked="" type="checkbox"/>	<input type="checkbox"/>	<input type="checkbox"/>		
Wake On LAN (S3/S4/S5)			<input checked="" type="checkbox"/>	<input type="checkbox"/>	<input type="checkbox"/>	<input checked="" type="checkbox"/>	<input type="checkbox"/>	<input type="checkbox"/>		
Boot ROM to Novell 4.11 [RPL]			<input type="checkbox"/>	<input type="checkbox"/>	<input checked="" type="checkbox"/>	<input type="checkbox"/>	<input type="checkbox"/>	<input checked="" type="checkbox"/>		
LAN Boot (PXE)			<input checked="" type="checkbox"/>	<input type="checkbox"/>	<input type="checkbox"/>	<input checked="" type="checkbox"/>	<input type="checkbox"/>	<input type="checkbox"/>		
Internet Browser (DHCP Server)			<input checked="" type="checkbox"/>	<input type="checkbox"/>	<input type="checkbox"/>	<input checked="" type="checkbox"/>	<input type="checkbox"/>	<input type="checkbox"/>		

2.3.2. Throughput Test

DUT Platform Information:

<input type="checkbox"/>	Fedora Core 13
<input type="checkbox"/>	Cent 5.5
<input checked="" type="checkbox"/>	Ubuntu 11.04 Kernel 2.6.38-8-generic
<input type="checkbox"/>	Red Hat

Note : Connection-Level Performance (Interaction Constants Duration Time Set to 60 Sec.)

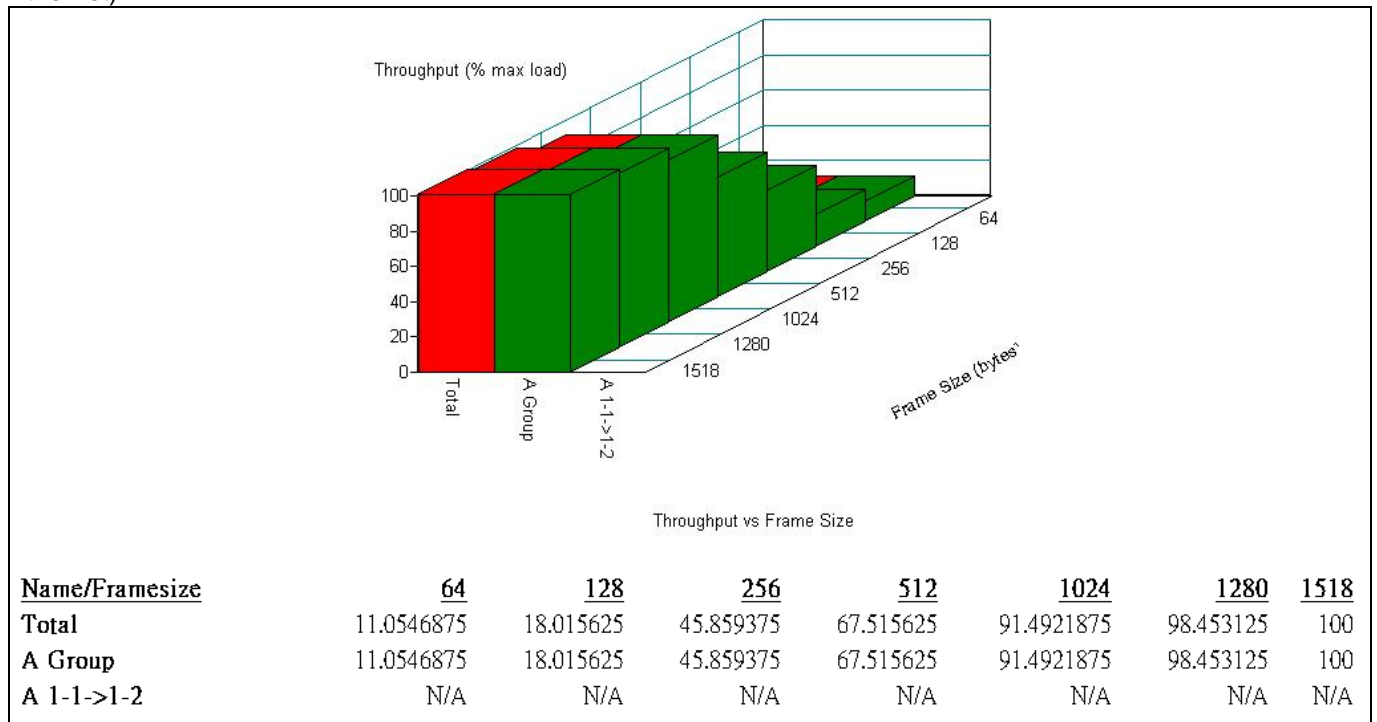
Graphics Media	Ubuntu 11.04 Default setting
LAN	LAN1→Realtek PCIe GBE Family Controller Ethernet: r8168-8.027.00.NAPI LAN2→Realtek PCIe GBE Family Controller Ethernet: r8168-8.027.00.NAPI
Audio Driver	Ubuntu 11.04 Default setting

SMB Platform Information:

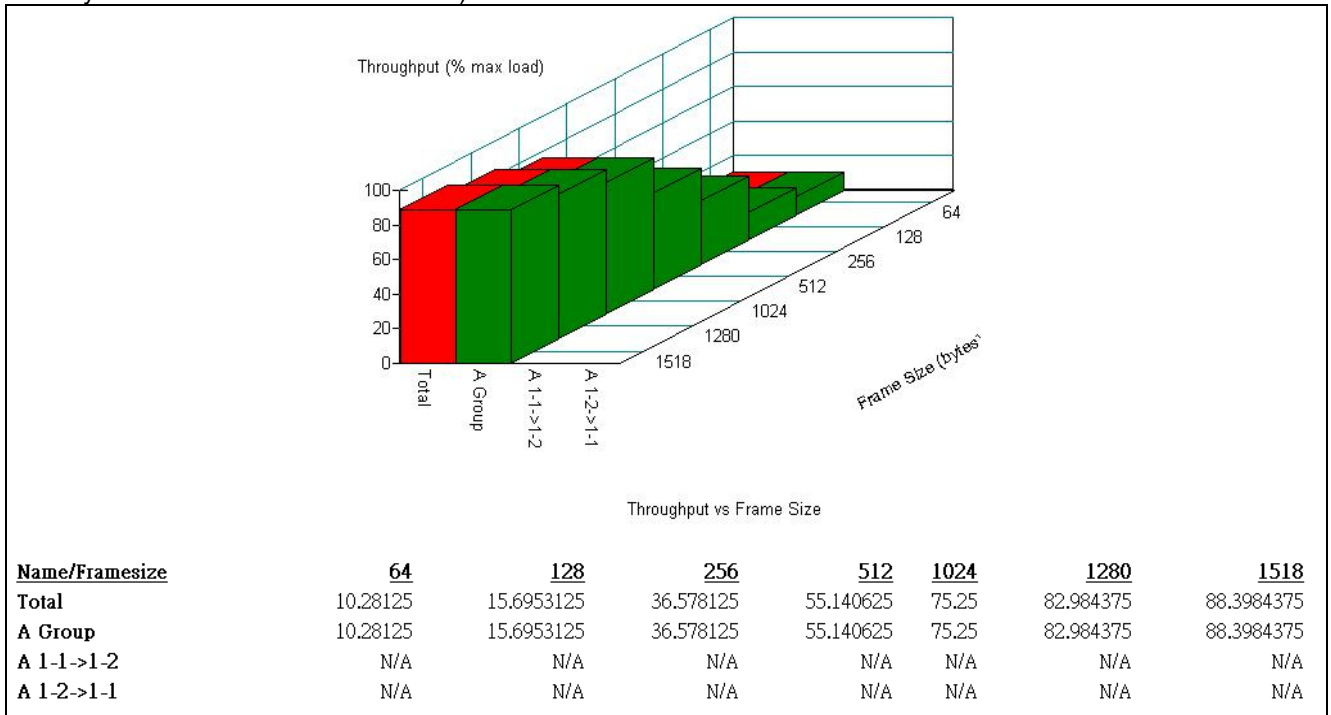
Chassis	SPIRENT Smartbits 600B
Chassis Version	2.80.003 (Cur) 2.50.000
Chassis Serial #	06014047
Library	6.00-29
API	5.50.42.01
File	0550042
Module	2 * LAN-3324A SmartMetrics XD 4-Port 10/100/1000Base-T Gigabit Ethernet
Test Software	SmartFlow5.50.42.1

Test Result:

Half Direction LAN1: Realtek PCIe GBE Family Controller 10/100/1G Ethernet → LAN2: Realtek PCIe GBE Family Controller 10/100/1G Ethernet)



2. Binary Direction (LAN1: Realtek PCIe GBE Family Controller 10/100/1G Ethernet → LAN2: Realtek PCIe GBE Family Controller 10/100/1G Ethernet)



2.4. Optional Function Test

[X] No Support

Function Test	Result			Note
	Pass	Fail	N/A	
3G Module	<input type="checkbox"/>	<input type="checkbox"/>	<input checked="" type="checkbox"/>	
GPS	<input type="checkbox"/>	<input type="checkbox"/>	<input checked="" type="checkbox"/>	
Wireless LAN	<input type="checkbox"/>	<input type="checkbox"/>	<input checked="" type="checkbox"/>	
Bluetooth	<input type="checkbox"/>	<input type="checkbox"/>	<input checked="" type="checkbox"/>	

3. Integration Test

Hardware Information with Win 7 Professional English SP1 32 Bit Driver Version	
CPU	Intel ®Atom™ D2550 B3 Processor @ 1.86GHz
Memory	DSL DDR3 1066 2GB CL7 x 2
HDD	TOSHIBA MK1060GSC SATA "2.5"HDD 100GB
Chipset Information with Win 7 Professional English SP3 32 Bit Driver Version	
Chipset Software	Intel ® Chipset Device Software.9.2.2.1034 (7/20/2011)
North Bridge	Embedded in Intel CedarView CPU(D2550)
South Bridge	Intel NM10
Super IO Chipset	ITE IT8783F
VGA Chipset	Intel Graphics Media Accelerator 3600 Series 8.14.8.1091(3/15/2013)
Audio Chipset	VIA High Definition Audio 6.0.1.8700(8/4/2010)
Ethernet Chipset	Realtek PCIe GBE Family Controller 7.48.823.2011(8/23/2011)
	Realtek PCIe GBE Family Controller 7.48.823.2011(8/23/2011)

3.1. USB Port Integration Test

Item	USB Port	Boot			Function			Note
		Pass	Fail	N/A	Pass	Fail	N/A	
USB HDD		<input checked="" type="checkbox"/>	<input type="checkbox"/>	<input type="checkbox"/>	<input checked="" type="checkbox"/>	<input type="checkbox"/>	<input type="checkbox"/>	
USB FDD Mitsumi D353GUE		<input checked="" type="checkbox"/>	<input type="checkbox"/>	<input type="checkbox"/>	<input checked="" type="checkbox"/>	<input type="checkbox"/>	<input type="checkbox"/>	
SONY USB2.0 DVD-R/W DRX-830UL		<input checked="" type="checkbox"/>	<input type="checkbox"/>	<input type="checkbox"/>	<input checked="" type="checkbox"/>	<input type="checkbox"/>	<input type="checkbox"/>	
USB Hub Test (Connect USB Device) HUB Port1: USB Keyboard / HUB Port2: USB Mouse / HUB Port3: USB HDD								
USB 2.0 HUB PowerSync / USB 2.0 4 Port HU-155					<input checked="" type="checkbox"/>	<input type="checkbox"/>	<input type="checkbox"/>	

3.2. Digital I/O Port Test

DIO Address (___)	Result			Note
	Pass	Fail	N/A	
DIO VCC +5V	<input type="checkbox"/>	<input type="checkbox"/>	<input checked="" type="checkbox"/>	

3.3. COM Port Integration Test

Test Item	Result			Note
	Pass	Fail	N/A	
Serial Modem	<input checked="" type="checkbox"/>	<input type="checkbox"/>	<input type="checkbox"/>	
Ring In	<input checked="" type="checkbox"/>	<input type="checkbox"/>	<input type="checkbox"/>	
+12V	<input type="checkbox"/>	<input type="checkbox"/>	<input checked="" type="checkbox"/>	Test by Multimeter
+5V	<input type="checkbox"/>	<input type="checkbox"/>	<input checked="" type="checkbox"/>	Test by Multimeter
Wake On Ring (PWR on by ring)	<input checked="" type="checkbox"/>	<input type="checkbox"/>	<input type="checkbox"/>	(S3/S4/S5)

3.4. RS-422 / RS-485 Test

Test Item	Result			Note
	Pass	Fail	N/A	
RS-422 for COM2	<input checked="" type="checkbox"/>	<input type="checkbox"/>	<input type="checkbox"/>	Use loopback and WINSSD.exe to test RS-422 in Windows
	<input checked="" type="checkbox"/>	<input type="checkbox"/>	<input type="checkbox"/>	The communication between the RS-422 port of two boards is linked with one 1.2km cable on Windows Terminal
RS-485 for COM2	<input checked="" type="checkbox"/>	<input type="checkbox"/>	<input type="checkbox"/>	Use ICP CON I-7044D D/IO Module in Windows(Support Auto flow control)
	<input checked="" type="checkbox"/>	<input type="checkbox"/>	<input type="checkbox"/>	The communication between the RS-485 port of two boards is linked by one 100m cable on Windows Terminal

3.5. LPT Port Test

Test Item	Result			Note
	Pass	Fail	N/A	
XEROX Phaser 3124 Laser Printer	<input type="checkbox"/>	<input type="checkbox"/>	<input checked="" type="checkbox"/>	

3.6. Burn In Test

Under Room Temperature: 26 °C

Test Item	Result			Note
	Pass	Fail	N/A	
BurnIn Test V7.1 Pro	<input checked="" type="checkbox"/>	<input type="checkbox"/>	<input type="checkbox"/>	

Note: COM PORT Speed Set to 9600

4. Application Test

4.1. PCI Slot Function (PCI Adapter Card) Test

Adapter VGA Card	Set Simultaneous Display and Reboot			Note
	Pass	Fail	N/A	
CHAINTECH NVIDIA GeForce4 MX440-8X	<input type="checkbox"/>	<input type="checkbox"/>	<input checked="" type="checkbox"/>	
Adapter Sound Card	Play Sound			Note
	Pass	Fail	N/A	
Creative Sound BLASTER Live5.1	<input type="checkbox"/>	<input type="checkbox"/>	<input checked="" type="checkbox"/>	
Adapter SCSI Card	Copy files to SCSI HDD			Note
	Pass	Fail	N/A	
ADAPTEC Ultra160 SCSI ASC-29160	<input type="checkbox"/>	<input type="checkbox"/>	<input checked="" type="checkbox"/>	
Adapter Image Capture Card	Connect to CCD			Note
	Pass	Fail	N/A	
I-VIEW CP-1400AS (with Age STD-477FAI CCD)	<input type="checkbox"/>	<input type="checkbox"/>	<input checked="" type="checkbox"/>	
Adapter LAN Card	Connect to Internet			Note
	Pass	Fail	N/A	
Intel GD82559 10/100 Mbps Fast Ethernet Adapter	<input type="checkbox"/>	<input type="checkbox"/>	<input checked="" type="checkbox"/>	
INTEL PWLA8391GTBLK Pro/1000 Giga LAN Card	<input type="checkbox"/>	<input type="checkbox"/>	<input checked="" type="checkbox"/>	
Adapter RAID Card	RAID 0 , 1 , 10 Function Test			Note
	Pass	Fail	N/A	
ADAPTEC 1420SA RoHS 4-Port SATA II RAID	<input type="checkbox"/>	<input type="checkbox"/>	<input checked="" type="checkbox"/>	

4.2. PCI-Express Function Test

PCI-Express x1	Function Test			Note
	Pass	Fail	N/A	
SUNIX SATA1414 eSATA & SATAII x1Express card	<input type="checkbox"/>	<input type="checkbox"/>	<input checked="" type="checkbox"/>	
Sysconnect SK-9E21D 10 /100/1000 Base-T Adapter PCI-Express x1 LAN Card	<input type="checkbox"/>	<input type="checkbox"/>	<input checked="" type="checkbox"/>	
PCI-Express x4	Function Test			Note
	Pass	Fail	N/A	
Adaptec AAR-1430SA SATAII HostRAID Controllers PCI-Express x4 RAID Card	<input type="checkbox"/>	<input type="checkbox"/>	<input checked="" type="checkbox"/>	
PCI-Express x16	Function Test			Note
	Pass	Fail	N/A	
ASUS EAX1600PRO/TD/256M/A (ATI Chipset) PCI-Express x16 VGA Card	<input type="checkbox"/>	<input type="checkbox"/>	<input checked="" type="checkbox"/>	
WINFAST PX6200 TC TDH PCI-Express x16 VGA Card	<input type="checkbox"/>	<input type="checkbox"/>	<input checked="" type="checkbox"/>	
Express card	Function Test			Note
	Pass	Fail	N/A	
SUNIX SATA II Express card	<input type="checkbox"/>	<input type="checkbox"/>	<input checked="" type="checkbox"/>	
SunBox 34mm Giga LAN Express Card	<input type="checkbox"/>	<input type="checkbox"/>	<input checked="" type="checkbox"/>	
Mini PCI Express Card	Function Test			Note
	Pass	Fail	N/A	
BearTech PCI-E 1X test card	<input checked="" type="checkbox"/>	<input type="checkbox"/>	<input type="checkbox"/>	
AzureWave AW-NB041H 802.11 b/g/n+ 802.15BT combo	<input checked="" type="checkbox"/>	<input type="checkbox"/>	<input type="checkbox"/>	PCI-E and USB single

card (USB/PCI-E Interface)				
COM-ME232S2 RS232 *2 module	<input checked="" type="checkbox"/>	<input type="checkbox"/>	<input type="checkbox"/>	
IO-MESATA 3132ME R1.1 SATAII*2 module	<input checked="" type="checkbox"/>	<input type="checkbox"/>	<input type="checkbox"/>	
Sierra Wireless MC8790 3G	<input checked="" type="checkbox"/>	<input type="checkbox"/>	<input type="checkbox"/>	With SIM card

4.3. Mini PCI Card Compatibility Test

Device Item	Function Test			Note
	Pass	Fail	N/A	
Mini PCI.10/100 Base-Tx LAN (W/Intel.82551QM .A1.0) (Model:PER-C10L)	<input type="checkbox"/>	<input type="checkbox"/>	<input checked="" type="checkbox"/>	
GM-101 WLAN 11b/g 54Mbps Mini PCI Card (Model: VNT6655AM)	<input type="checkbox"/>	<input type="checkbox"/>	<input checked="" type="checkbox"/>	
ADLINK mPCI-8750 ATI Rage XL Mini PCI VGA Card	<input type="checkbox"/>	<input type="checkbox"/>	<input checked="" type="checkbox"/>	

4.4. CardBus (PCMCIA) Compatibility Function Test

Device Item	Bit	Function Test			Note
		Pass	Fail	N/A	
Intel PRO/Wireless 2011B LAN PC Card (WPC2011BWW)	Slot 1 (Up)	<input type="checkbox"/>	<input type="checkbox"/>	<input checked="" type="checkbox"/>	[PC-200200]
	Slot 2 (Down)	<input type="checkbox"/>	<input type="checkbox"/>	<input checked="" type="checkbox"/>	
Kingston datapack DP-PCM2 / 2GB (PC Card TypeII HDD)	Slot 1 (Up)	<input type="checkbox"/>	<input type="checkbox"/>	<input checked="" type="checkbox"/>	[PC-200201]
	Slot 2 (Down)	<input type="checkbox"/>	<input type="checkbox"/>	<input checked="" type="checkbox"/>	
PCi GW-NS54SG Cardbus Adapter Wireless LAN Type-II	Slot 1 (Up)	<input type="checkbox"/>	<input type="checkbox"/>	<input checked="" type="checkbox"/>	[PC-200502]
	Slot 2 (Down)	<input type="checkbox"/>	<input type="checkbox"/>	<input checked="" type="checkbox"/>	
PCi GW-NS54SG Cardbus Adapter Wireless LAN Type-II	Slot 2 (Down)	<input type="checkbox"/>	<input type="checkbox"/>	<input checked="" type="checkbox"/>	[PC-200502]

4.5. ISA Slot Function Test

Test Item	Result	Note
SCSI Card Adaptec AHA-1520B SCSI Card	<input type="checkbox"/> <input type="checkbox"/> <input checked="" type="checkbox"/>	[SS-002]
LAN Card NE2000 Compatible LAN Card (RTL8019AS)	<input type="checkbox"/> <input type="checkbox"/> <input checked="" type="checkbox"/>	[NW-014]
VGA Card CIRRUS LOGIC 5429 FCC ID:ICUVGA-GWV27A	<input type="checkbox"/> <input type="checkbox"/> <input checked="" type="checkbox"/>	[VC-008]

4.6. Adapter Compatibility- Industry Control Card PC/104, PC/104+, PCI-104

4.6.1. Device List: PC/104 Module

Test Item	Result			Note
	Pass	Fail	N/A	
AAEON PCM-3660	<input type="checkbox"/>	<input type="checkbox"/>	<input checked="" type="checkbox"/>	

4.6.2. Device List: PC/104+ Module

Test Item	Result			Note
	Pass	Fail	N/A	
AAEON PCM-3430	<input type="checkbox"/>	<input type="checkbox"/>	<input checked="" type="checkbox"/>	

4.6.3. Device List: PCI-104 Module

Test Item	Result			Note
	Pass	Fail	N/A	
AAEON PCM-3730	<input type="checkbox"/>	<input type="checkbox"/>	<input checked="" type="checkbox"/>	

4.6.4. Device List: PCI/104 Express Module

Test Item	Result			Note
	Pass	Fail	N/A	
AAEON PER-123	<input type="checkbox"/>	<input type="checkbox"/>	<input checked="" type="checkbox"/>	

4.7. SSD Modules Compatibility Test

SSD HDD Compatibility Test:

Cable Type: IDE SATA2 MLC SLC

Test Item	Result			Note
	Pass	Fail	N/A	
Transcend SSD 16G - TS16GSSD25S	<input type="checkbox"/>	<input type="checkbox"/>	<input checked="" type="checkbox"/>	

4.8. Peripheral Compatibility- Storage Device Test**4.8.1. Disk on Chip (DOC) Test**

Test Item		Result			Note
		Pass	Fail	N/A	
DOC 2000 Model	16MB	<input type="checkbox"/>	<input type="checkbox"/>	<input checked="" type="checkbox"/>	M-System / MD2200-D16
DOC 2000 Onboard Address	CC00	<input type="checkbox"/>	<input type="checkbox"/>	<input checked="" type="checkbox"/>	
	D000	<input type="checkbox"/>	<input type="checkbox"/>	<input checked="" type="checkbox"/>	
	D400	<input type="checkbox"/>	<input type="checkbox"/>	<input checked="" type="checkbox"/>	
	D800	<input type="checkbox"/>	<input type="checkbox"/>	<input checked="" type="checkbox"/>	
	DC00	<input type="checkbox"/>	<input type="checkbox"/>	<input checked="" type="checkbox"/>	
	Disable	<input type="checkbox"/>	<input type="checkbox"/>	<input checked="" type="checkbox"/>	

4.8.2. Disk on module (DOM) Test

Test Item	Result			Note
	Pass	Fail	N/A	
Transcend / TS512MDOM40V / 512MB / IDE 40 Pin	<input type="checkbox"/>	<input type="checkbox"/>	<input checked="" type="checkbox"/>	
Transcend / TS512MDOM44V / 512MB / IDE 44 Pin	<input type="checkbox"/>	<input type="checkbox"/>	<input checked="" type="checkbox"/>	

5. Power Consumption Test

	Hardware Information with Win7 Ultimate English SP1 32 Bit Driver Version
CPU	Intel @Atom™ D2550 B3 Processor @ 1.86GHz
Memory	DSL DDR3 1066 4GB CL7 x 1
HDD	TOSHIBA MK1060GSC SATA "2.5"HDD 100GB

5.1. PC Health Status

Test Point: The value between Actual Voltage and Voltage Monitor must be + /- 5%

Voltage Monitoring Test	Result			BIOS (V)	Note
	Pass	Fail	N/A		
CPU Temp	<input checked="" type="checkbox"/>	<input type="checkbox"/>	<input type="checkbox"/>	64°C	
MB Temp	<input checked="" type="checkbox"/>	<input type="checkbox"/>	<input type="checkbox"/>	51°C	
CPU Voltage	<input checked="" type="checkbox"/>	<input type="checkbox"/>	<input type="checkbox"/>	1.184V	
(+) 3.3V	<input checked="" type="checkbox"/>	<input type="checkbox"/>	<input type="checkbox"/>	3.360V	
(+) 12V	<input type="checkbox"/>	<input type="checkbox"/>	<input checked="" type="checkbox"/>	11.968V	
(+) 5V	<input checked="" type="checkbox"/>	<input type="checkbox"/>	<input type="checkbox"/>	5.195V	

6. Time Accuracy Test

6.1. System Clock & RTC Clock Test

Under Room Temperature: 26 °C

Function	Item	Time Interval	Margin for error	Actual	Result			Note
					Pass	Fail	N/A	
RTC Clock in Power On Mode		24 hrs	+/-2 sec	-1.5 Sec	<input checked="" type="checkbox"/>	<input type="checkbox"/>	<input type="checkbox"/>	
RTC Clock in Power Off Mode		24 hrs	+/-2 sec	+0.5 Sec	<input checked="" type="checkbox"/>	<input type="checkbox"/>	<input type="checkbox"/>	

6.2. Booting Timer Test

Installation	Actual	Note
System Booting Time	8.2 Sec	Press the Power Button till "Beep" Sound appears

6.3. Watchdog Timer Test

Use Function as below:

[] No Support. BIOS manual

Time-Out Interval	Margin for error	Actual	Result			Note
			Pass	Fail	N/A	
10 sec	+/- 10%	10.02 Sec	<input checked="" type="checkbox"/>	<input type="checkbox"/>	<input type="checkbox"/>	Hi-safe 20130819
60 sec	+/- 10%	61.2 Sec	<input checked="" type="checkbox"/>	<input type="checkbox"/>	<input type="checkbox"/>	
255 sec	+/- 10%	260.6 Sec	<input checked="" type="checkbox"/>	<input type="checkbox"/>	<input type="checkbox"/>	

Note : Under Room Temperature: 26°C / DOS Mode

7. O.S. Compatibility Test

7.1. English Fedora core15 kernel 2.6.38.6-26.rc1.fc15.i686.PAE

[] No Support

Driver Information:

Chipset Software	System default
Graphics Media	System default
Audio Driver	System default
LAN Driver	System default

Install OS to SATA HDD:

Installation	Result			Note
	Pass	Fail	N/A	
Fedora core15 kernel 2.6.38.6-26.rc1.fc15.i686.PAE	<input checked="" type="checkbox"/>	<input type="checkbox"/>	<input type="checkbox"/>	Type uname -a

Test Result:

Test Item	Result			Note
	Pass	Fail	N/A	
Display Function Test				
VGA – Full Screen	<input checked="" type="checkbox"/>	<input type="checkbox"/>	<input type="checkbox"/>	
DVI—Full Screen	<input checked="" type="checkbox"/>	<input type="checkbox"/>	<input type="checkbox"/>	
Network Function Test				
Connect to Internet – LAN 1	<input checked="" type="checkbox"/>	<input type="checkbox"/>	<input type="checkbox"/>	
Connect to Internet – LAN 2	<input checked="" type="checkbox"/>	<input type="checkbox"/>	<input type="checkbox"/>	
Audio Function Test				
Play Audio Function Test	<input checked="" type="checkbox"/>	<input type="checkbox"/>	<input type="checkbox"/>	Play Audio Test
Base Function Test				
Mouse Test	<input checked="" type="checkbox"/>	<input type="checkbox"/>	<input type="checkbox"/>	
Keyboard Test	<input checked="" type="checkbox"/>	<input type="checkbox"/>	<input type="checkbox"/>	
USB 2.0 Removable Devices	<input checked="" type="checkbox"/>	<input type="checkbox"/>	<input type="checkbox"/>	
X Windows Application				
Start Button Office	<input checked="" type="checkbox"/>	<input type="checkbox"/>	<input type="checkbox"/>	Office function
X-Window	<input checked="" type="checkbox"/>	<input type="checkbox"/>	<input type="checkbox"/>	Startx – Desktop in Linux
Command Test On Text Mode: Attention Delay Phenomenon				
uname -a	<input checked="" type="checkbox"/>	<input type="checkbox"/>	<input type="checkbox"/>	Show information
Shutdown	<input checked="" type="checkbox"/>	<input type="checkbox"/>	<input type="checkbox"/>	Init 0 or shutdown -h now
Restart the Computer	<input checked="" type="checkbox"/>	<input type="checkbox"/>	<input type="checkbox"/>	Init 6 or shutdown -r now
Halt	<input checked="" type="checkbox"/>	<input type="checkbox"/>	<input type="checkbox"/>	Power Off Mode
ls / clear; cd /dev /ls -l	<input checked="" type="checkbox"/>	<input type="checkbox"/>	<input type="checkbox"/>	Command instruction

7.2. Windows 7 Ultimate English Version 32/64Bit

No Support

x32 Driver Information:

Chipset Software	Intel © Chipset Device Software.9.2.2.1034 (7/20/2011)
Graphics Media	Intel Graphics Media Accelerator 3600 Series 8.14.8.1091(3/15/2013)
Audio Driver	VIA High Definition Audio 6.0.1.8700(8/4/2010)
LAN Driver	Realtek PCIe GBE Family Controller 7.48.823.2011(8/23/2011)

x64 Driver Information: No support

Chipset Software	
Graphics Media	
Audio Driver	
LAN Driver	

Install OS to SATA HDD:

Installation	Result			Note
	Pass	Fail	N/A	
English Windows 7 32 bit Ultimate ACPI Mode	<input checked="" type="checkbox"/>	<input type="checkbox"/>	<input type="checkbox"/>	

Test Results:

Test Item	Result			Note
	Pass	Fail	N/A	
Single Display				
VGA -- Full Screen	<input checked="" type="checkbox"/>	<input type="checkbox"/>	<input type="checkbox"/>	
DVI -- Full Screen	<input checked="" type="checkbox"/>	<input type="checkbox"/>	<input type="checkbox"/>	
Boot - Windows 7 Ultimate Advanced Options Menu				
Safe Mode	<input checked="" type="checkbox"/>	<input type="checkbox"/>	<input type="checkbox"/>	
Basic Function Test				
PS/2 Mouse and Keyboard	<input type="checkbox"/>	<input type="checkbox"/>	<input checked="" type="checkbox"/>	
USB Mouse and Keyboard	<input checked="" type="checkbox"/>	<input type="checkbox"/>	<input type="checkbox"/>	
COM Port Mouse detect	<input checked="" type="checkbox"/>	<input type="checkbox"/>	<input type="checkbox"/>	
LPT1	<input type="checkbox"/>	<input type="checkbox"/>	<input checked="" type="checkbox"/>	
USB 2.0 Removable Devices	<input checked="" type="checkbox"/>	<input type="checkbox"/>	<input type="checkbox"/>	
LAN Function Test				
LAN1 --- Auto	<input checked="" type="checkbox"/>	<input type="checkbox"/>	<input type="checkbox"/>	
LAN2 --- Auto	<input checked="" type="checkbox"/>	<input type="checkbox"/>	<input type="checkbox"/>	
Audio Function Test				
Line Out Test	<input checked="" type="checkbox"/>	<input type="checkbox"/>	<input type="checkbox"/>	
Line In Test	<input checked="" type="checkbox"/>	<input type="checkbox"/>	<input type="checkbox"/>	
Microphone Test	<input checked="" type="checkbox"/>	<input type="checkbox"/>	<input type="checkbox"/>	
S/P DIF Test	<input type="checkbox"/>	<input type="checkbox"/>	<input checked="" type="checkbox"/>	
Start Menu				
Log off User	<input checked="" type="checkbox"/>	<input type="checkbox"/>	<input type="checkbox"/>	
Shut down (S5)	<input checked="" type="checkbox"/>	<input type="checkbox"/>	<input type="checkbox"/>	
Standby (S3)	<input checked="" type="checkbox"/>	<input type="checkbox"/>	<input type="checkbox"/>	
Restart	<input checked="" type="checkbox"/>	<input type="checkbox"/>	<input type="checkbox"/>	
Hibernate (S4)	<input checked="" type="checkbox"/>	<input type="checkbox"/>	<input type="checkbox"/>	

7.3. Windows XP Professional English Version 32/64Bit

x32 Driver Information:

Chipset Software	Intel © Chipset Device Software.9.2.2.1034 (7/20/2011)
Graphics Media	Intel Corporation Atom N2000/D2000 Series Embedded Media and Graphics Driver 1.15.0.3278 (12/13/2012)
Audio Driver	VIA High Definition Audio 6.0.1.8700(8/4/2010)
LAN Driver	Realtek PCIe GBE Family Controller 5.800.719.2012(7/19/2012)

No Support

x64 Driver Information:

Chipset Software	
Graphics Media	
LAN Driver	
Audio Driver	

Install OS to SATA HDD:

Installation	Result			Note
	Pass	Fail	N/A	
Windows XP 32 bit Professional ACPI Mode	<input checked="" type="checkbox"/>	<input type="checkbox"/>	<input type="checkbox"/>	SATA HDD – AHCI Mode

Test Results:

Test Item	Result			Note
	Pass	Fail	N/A	
Single Display				
VGA -- Full Screen	<input checked="" type="checkbox"/>	<input type="checkbox"/>	<input type="checkbox"/>	
DVI -- Full Screen	<input checked="" type="checkbox"/>	<input type="checkbox"/>	<input type="checkbox"/>	
Boot - Windows XP Professional Advanced Options Menu				
Safe Mode	<input checked="" type="checkbox"/>	<input type="checkbox"/>	<input type="checkbox"/>	
Basic Function Test				
PS/2 Mouse and Keyboard	<input type="checkbox"/>	<input type="checkbox"/>	<input checked="" type="checkbox"/>	
USB Mouse and Keyboard	<input checked="" type="checkbox"/>	<input type="checkbox"/>	<input type="checkbox"/>	
COM Port Mouse detect	<input checked="" type="checkbox"/>	<input type="checkbox"/>	<input type="checkbox"/>	
LPT1	<input type="checkbox"/>	<input type="checkbox"/>	<input checked="" type="checkbox"/>	
USB 2.0 Removable Devices	<input checked="" type="checkbox"/>	<input type="checkbox"/>	<input type="checkbox"/>	
LAN Function Test				
LAN1 --- Auto	<input checked="" type="checkbox"/>	<input type="checkbox"/>	<input type="checkbox"/>	
LAN2 --- Auto	<input checked="" type="checkbox"/>	<input type="checkbox"/>	<input type="checkbox"/>	
Audio Function Test				
Line Out Test	<input checked="" type="checkbox"/>	<input type="checkbox"/>	<input type="checkbox"/>	
Line In Test	<input checked="" type="checkbox"/>	<input type="checkbox"/>	<input type="checkbox"/>	
Microphone Test	<input checked="" type="checkbox"/>	<input type="checkbox"/>	<input type="checkbox"/>	
S/P DIF Test	<input type="checkbox"/>	<input type="checkbox"/>	<input checked="" type="checkbox"/>	
Start Menu				
Log off User	<input checked="" type="checkbox"/>	<input type="checkbox"/>	<input type="checkbox"/>	
Shut down (S5)	<input checked="" type="checkbox"/>	<input type="checkbox"/>	<input type="checkbox"/>	
Standby (S3)	<input checked="" type="checkbox"/>	<input type="checkbox"/>	<input type="checkbox"/>	
Restart	<input checked="" type="checkbox"/>	<input type="checkbox"/>	<input type="checkbox"/>	
Hibernate (S4)	<input checked="" type="checkbox"/>	<input type="checkbox"/>	<input type="checkbox"/>	

8. BIOS Function Test

Hardware Information with 7 Ultimate SP1 English Version 32 Bit Driver Version	
CPU	Intel® Atom™ Processor D2550 (1M Cache, 1.86 GHz)
Memory	DSL DDR3 1066 2GB CL7 x 2
HDD	TOSHIBA MK1060GSC SATA "2.5"HDD 100GB

8.1. Advanced Test

Test Item	Result			Note
	Pass	Fail	N/A	
Show Turn off String	<input checked="" type="checkbox"/>	<input type="checkbox"/>	<input type="checkbox"/>	System Fan will not stop when OS S5.
Hyper-threading	<input checked="" type="checkbox"/>	<input type="checkbox"/>	<input type="checkbox"/>	Enable/Disable
Intel IGD Configuration				
IGFX-Boot type	<input checked="" type="checkbox"/>	<input type="checkbox"/>	<input type="checkbox"/>	VBIOS Default/ CRT/ DVI
Serial ATA Controller	<input checked="" type="checkbox"/>	<input type="checkbox"/>	<input type="checkbox"/>	Enable/Disable
SATA Mode	<input checked="" type="checkbox"/>	<input type="checkbox"/>	<input type="checkbox"/>	IDE/AHCI
Legacy USB Support	<input checked="" type="checkbox"/>	<input type="checkbox"/>	<input type="checkbox"/>	
Watch Dog	<input checked="" type="checkbox"/>	<input type="checkbox"/>	<input type="checkbox"/>	0~250sec
HD Audio Controller	<input checked="" type="checkbox"/>	<input type="checkbox"/>	<input type="checkbox"/>	
Front Panel Type	<input checked="" type="checkbox"/>	<input type="checkbox"/>	<input type="checkbox"/>	
Serial Port1	<input checked="" type="checkbox"/>	<input type="checkbox"/>	<input type="checkbox"/>	
Serial Port2	<input checked="" type="checkbox"/>	<input type="checkbox"/>	<input type="checkbox"/>	
RS422/485 Support	<input checked="" type="checkbox"/>	<input type="checkbox"/>	<input type="checkbox"/>	
Serial Port3	<input checked="" type="checkbox"/>	<input type="checkbox"/>	<input type="checkbox"/>	
Serial Port4	<input checked="" type="checkbox"/>	<input type="checkbox"/>	<input type="checkbox"/>	
Serial Port5	<input checked="" type="checkbox"/>	<input type="checkbox"/>	<input type="checkbox"/>	
Restore AC Power Loss	<input checked="" type="checkbox"/>	<input type="checkbox"/>	<input type="checkbox"/>	Power on/Power Off/Last State
Power On By PCIE	<input checked="" type="checkbox"/>	<input type="checkbox"/>	<input type="checkbox"/>	Enable/Disable
Power On By Ring	<input checked="" type="checkbox"/>	<input type="checkbox"/>	<input type="checkbox"/>	Enable/Disable
Power On By RTC	<input checked="" type="checkbox"/>	<input type="checkbox"/>	<input type="checkbox"/>	Enable/Disable

8.2. Monitor Test

Test Item	Result			Note
	Pass	Fail	N/A	
Smart Fan Function	Full mode	<input type="checkbox"/>	<input type="checkbox"/>	<input checked="" type="checkbox"/>
	Automatic Mode	<input type="checkbox"/>	<input type="checkbox"/>	<input checked="" type="checkbox"/>
	Manual Mode	<input type="checkbox"/>	<input type="checkbox"/>	<input checked="" type="checkbox"/>

8.3. Boot Test

Test Item	Result			Note
	Pass	Fail	N/A	
Boot up Num lock State	<input checked="" type="checkbox"/>	<input type="checkbox"/>	<input type="checkbox"/>	
Full Screen Logo	<input checked="" type="checkbox"/>	<input type="checkbox"/>	<input type="checkbox"/>	
Option ROM Messages	<input checked="" type="checkbox"/>	<input type="checkbox"/>	<input type="checkbox"/>	
Boot From Hard Disk	<input checked="" type="checkbox"/>	<input type="checkbox"/>	<input type="checkbox"/>	
Boot From CDROM	<input checked="" type="checkbox"/>	<input type="checkbox"/>	<input type="checkbox"/>	
Boot From USB HDD	<input checked="" type="checkbox"/>	<input type="checkbox"/>	<input type="checkbox"/>	
Boot From USB Floppy	<input checked="" type="checkbox"/>	<input type="checkbox"/>	<input type="checkbox"/>	
Boot From USB CD-ROM	<input checked="" type="checkbox"/>	<input type="checkbox"/>	<input type="checkbox"/>	
Boot from LAN	<input checked="" type="checkbox"/>	<input type="checkbox"/>	<input type="checkbox"/>	
Disable	<input checked="" type="checkbox"/>	<input type="checkbox"/>	<input type="checkbox"/>	

8.4. CMOS Backup / Clear CMOS Test

Test Item	Result			Note
	Pass	Fail	N/A	
CMOS Backup	<input checked="" type="checkbox"/>	<input type="checkbox"/>	<input type="checkbox"/>	
Clear CMOS Test	<input checked="" type="checkbox"/>	<input type="checkbox"/>	<input type="checkbox"/>	

8.5. AAEON Tag Check Utility

Test Item	Result			Note
	Pass	Fail	N/A	
Check AAEON BIOS OK	<input checked="" type="checkbox"/>	<input type="checkbox"/>	<input type="checkbox"/>	AONCHECK.EXE

8.6. Supervisor / User Password Test

Test Item	Result			Note
	Pass	Fail	N/A	
Supervisor Password	<input checked="" type="checkbox"/>	<input type="checkbox"/>	<input type="checkbox"/>	
User Password	<input checked="" type="checkbox"/>	<input type="checkbox"/>	<input type="checkbox"/>	

8.7. Hi-Safe Test

Test Item	Result			Note	
	Pass	Fail	N/A		
Version(20130819)	<input checked="" type="checkbox"/>	<input type="checkbox"/>	<input type="checkbox"/>		
System Information	CPU Information	<input checked="" type="checkbox"/>	<input type="checkbox"/>	<input type="checkbox"/>	
	Model Name	<input checked="" type="checkbox"/>	<input type="checkbox"/>	<input type="checkbox"/>	
	Display Information	<input checked="" type="checkbox"/>	<input type="checkbox"/>	<input type="checkbox"/>	
	RAM Information	<input checked="" type="checkbox"/>	<input type="checkbox"/>	<input type="checkbox"/>	
H/W Monitor	Info	<input checked="" type="checkbox"/>	<input type="checkbox"/>	<input type="checkbox"/>	
	Fan Speed	<input checked="" type="checkbox"/>	<input type="checkbox"/>	<input type="checkbox"/>	
	Temperature	<input checked="" type="checkbox"/>	<input type="checkbox"/>	<input type="checkbox"/>	
	Voltage	<input checked="" type="checkbox"/>	<input type="checkbox"/>	<input type="checkbox"/>	
WatchDog	10sec	<input checked="" type="checkbox"/>	<input type="checkbox"/>	<input type="checkbox"/>	Actual 9 sec
	1min	<input checked="" type="checkbox"/>	<input type="checkbox"/>	<input type="checkbox"/>	Actual 59sec
	255sec	<input checked="" type="checkbox"/>	<input type="checkbox"/>	<input type="checkbox"/>	Actual 255.4sec
	Auto Reload	<input checked="" type="checkbox"/>	<input type="checkbox"/>	<input type="checkbox"/>	
SMBus	SMBus IO	<input checked="" type="checkbox"/>	<input type="checkbox"/>	<input type="checkbox"/>	SMBus Address 0x1180
	Read Byte	<input checked="" type="checkbox"/>	<input type="checkbox"/>	<input type="checkbox"/>	Slave Address A2h
	Read Word	<input checked="" type="checkbox"/>	<input type="checkbox"/>	<input type="checkbox"/>	
	Result / Read	<input checked="" type="checkbox"/>	<input type="checkbox"/>	<input type="checkbox"/>	

9. Performance Test

Hardware Information with Windows 7 Ultimate English Version 32 Bit Driver Version	
CPU	Intel® Atom™ Processor D2550 (1M Cache, 1.86 GHz)
Memory	DSL DDR3 1066 2GB CL7 x 2
SATA HDD	TOSHIBA MK1060GSC SATA "2.5"HDD 100GB

9-1. Performance Test

Test Result: (Display set 1920*1200 test)

Testing Software	Scope		Note
	AAEON	Ref.	
PCMark2002			Only for Windows 7
CPU	N/A	-	
Memory	8006	-	
HDD	1207	-	
Benchmark (A)	-		
PCMark2005			Windows 7
PCMark	2083	-	PCMarks
CPU	2170	-	
Memory	2761	-	
Graphics	777	-	
HDD	3492	-	
Benchmark (B)	-		
Average Efficiency	-		

Testing Software	Scope		Note
	AAEON	Ref.	
3Dmark2006 v120			Windows 7
3Dmark Score	343	-	1920*1080
SM2.0 Score	132	-	
HDR/SM3.0 Score	106	-	
CPU Score	973	-	
Benchmark (B)	-		
Average Efficiency	-		

Testing Software	Scope		Note
	AAEON	Ref.	
Final Reality V1.01—BenchMark Test			Windows 7
2D image	24.99	-	
3D	3.42	-	
Bus transfer	12.01	-	
Overall	11.18	-	Reality marks
Benchmark (A)	-		

Testing Software	Scope		Note
	AAEON	Ref.	
Performance7			Windows 7
PassMark Rating	253	-	1920*1200
CPU Mark	698.1	-	
2D Graphics Mark	45	-	
3D Graphics Mark	76.5	-	
Memory Mark	304.8	-	
Disk Mark	341.3	-	

Testing Software	Scope		Note
	AAEON	Ref.	
Windows experience index			Windows 7
Processor	3.6	-	1920*1200
Memory	5.0	-	
Graphics	5.9	-	
Gaming graphics	3.4	-	
Primary hard disk	5.1	-	