

Report NO:12P010017

AFP-6152

IP66 & Stainless Fanless Touch Panel with Intel D525

P5 Verification Test Report

Summary	<input checked="" type="checkbox"/> Pass <input type="checkbox"/> Fail <input type="checkbox"/> Pass with Deviation (Comment: _____)			
	Test Results Category			
	Critical	Major	Minor	Enhancement
Defect Found	0	0	0	0
Defect Unsolved	0	0	0	0

Issue date

Approval

Test Engineer

2012/7/17

Tom Lin

Anderson Lin

Version Released Records

Date	Version	Change History	Note
2010/04/21	P3-1001	1. Re-composing test Items	
2010/06/01	P2P3-1001	1. New Test Report	
2010/06/21	P2P3-1002	1. Add BIOS -> SPI ROM Setting (South Bridge – GPIO)	
2010/12/02	P2P2-1003	1. New Test Report	
2011/02/23	P2P3-1101	1. Re-composing test Items	
2011/03/04	P2P3-1102	1. Add Specification Validation	

Note :

For all test items in this report, 3 results have been defined and described as following:

- Pass: Functionality work perfectly
- Fail: Functionality failed and must be resolved in the next version
- N/A: Functionality Not Applicable or Not Available

This test report would be updated when re-test completed in product next change version.

Specification Validation

Main Specification

Item	Specification	Result			Note
		Pass	Fail	N/A	
Product Name	TF-AFP-6152HTT-A1-1010	<input checked="" type="checkbox"/>	<input type="checkbox"/>	<input type="checkbox"/>	
Construction	Stainless front bezel and Stainless back chassis	<input checked="" type="checkbox"/>	<input type="checkbox"/>	<input type="checkbox"/>	
CPU Board	GENE-LN05B				
Display	15", XGA, 1024x768, 400 nit	<input checked="" type="checkbox"/>	<input type="checkbox"/>	<input type="checkbox"/>	
Processor	Support Intel D525 1.8GHz	<input checked="" type="checkbox"/>	<input type="checkbox"/>	<input type="checkbox"/>	
System Memory	DDRIII SODIMM (200pin) x 1, Max. 2GB	<input checked="" type="checkbox"/>	<input type="checkbox"/>	<input type="checkbox"/>	
Storage	Compact Flash Socket X 1 SATA 2.5" HDD bay x 1 (anti-vibration 1G)	<input checked="" type="checkbox"/>	<input type="checkbox"/>	<input type="checkbox"/>	
Front I/O	N/A	<input checked="" type="checkbox"/>	<input type="checkbox"/>	<input type="checkbox"/>	
Rear I/O	N/A	<input checked="" type="checkbox"/>	<input type="checkbox"/>	<input type="checkbox"/>	
Bottom I/O	M12x 1 for 2xUSB 2.0 M12x1 for 1xRS-232 M12x1 for 1xRS-232/422/485 M12x1 for 1xLAN Power input x 1	<input checked="" type="checkbox"/>	<input type="checkbox"/>	<input type="checkbox"/>	
Expansion	Mini card x 1 (WiFi IP66 connetor) (option)	<input checked="" type="checkbox"/>	<input type="checkbox"/>	<input type="checkbox"/>	
Mounting	VESA mount	<input checked="" type="checkbox"/>	<input type="checkbox"/>	<input type="checkbox"/>	
Power Supply	DC 9~30V, ATX Power function (w/water-proof connector) power adaptor AC 110~220V(option)	<input checked="" type="checkbox"/>	<input type="checkbox"/>	<input type="checkbox"/>	
Dimensions	TBD	<input checked="" type="checkbox"/>	<input type="checkbox"/>	<input type="checkbox"/>	
Net weight	TBD	<input checked="" type="checkbox"/>	<input type="checkbox"/>	<input type="checkbox"/>	
Gross weight	TBD	<input checked="" type="checkbox"/>	<input type="checkbox"/>	<input type="checkbox"/>	
Carton size	TBD	<input checked="" type="checkbox"/>	<input type="checkbox"/>	<input type="checkbox"/>	
Color	TBD	<input checked="" type="checkbox"/>	<input type="checkbox"/>	<input type="checkbox"/>	

O.S. Support

Item	Specification	Result	Note
Microsoft Windows	Windows XP Professional	<input checked="" type="checkbox"/>	
Microsoft Windows	Windows 7	<input checked="" type="checkbox"/>	
Linux	Fedora Linux	<input checked="" type="checkbox"/>	

Environmental Specifications

Item	Specification
Operating temperature	-20°C ~ 50°C (wide temp. HDD)
Storage temperature	-4 ~ 158° F (-20 ~ 70° C)
Storage humidity	5 ~ 90% @ 40C, non-condensing
Vibration	1Grms, random, 5~500Hz, X/Y/Z axis
Shock	20G peak acceleration (11 msec. duration) – With HDD
Drop	TBD (1 Corner, 3 Edge, 6 Surface)
EMC	TBD

Note: Please refer Environment Test Report for detail information

Platform Information

Item	Device Information	Test Item
System Model	AFP-6152	1,2,3,4,5,6,7,8,9
PCB Model / Ver.	GENE-LN05-B 1.0	1,2,3,4,5,6,7,8,9
BIOS / Version	A6152M10(03/22/2012)	1,2,3,4,5,6,7,8,9
CPU Type	Intel® Atom™ processor D525 (1M Cache, 1.80 GHz)	1,2,3,4,5,6,7,8,9
Memory Type	Onboard DDR3-1066 / 2GB (D3SE2808XG18AB)	1,2,3,4,5,6,7,8,9
SATA HDD	TOSHIBA MK1060GSC / 2.5 SATA HDD / 100GB	1,2,3,4,5,6,7,8,9
LCD Monitor	Onboard LVDS(1024 X 768)	1,2,3,4,5,6,7,8,9
OS Support	Windows 7 Ultimate 32 Bit	1,2,3,4,5,6,7,8,9
	Windows XP Professional English SP3 32 Bit	1,2,3,4,5,6,7,8,9
	Fedora 14 – Kernel 2.6.35.6-45.fc14	1,2,3,4,5,6,7,8,9
Power Supply	DC Adapter : SINPRO / MPU100-108 / INPUT:100-240V / 1.25-0.5A	1,2,3,4,5,6,7,8,9

Summary Table of contents:

AFP-6152.....	1
Platform Information	3
1. OSD Control Function Test.....	5
1.1. OSD Control Test	5
1.2. OSD – On Screen Display Test	5
1.3. OSD Light Test.....	5
1.4. Modular System Industrial Workstation Function Test.....	5
1.5. Mechanism construction check	6
1.6. Touch Screen Test.....	6
2. Basic Function Test.....	7
2.1. Video Function Test	7
2.2. Audio Function Test	9
2.3. LAN Function Test	9
2.4. Optional Function Test	10
3. Integration Test.....	11
3.1. USB Port Integration Test	11
3.2. Digital I/O Port Test.....	11
3.3. COM Port Integration Test	11
3.4. RS-422 / RS-485 Test.....	11
3.5. LPT Port Test.....	11
3.6. Burn In Test	12
4. Application Test	12
4.1. PCI Slot Function (PCI Adapter Card) Test	12
4.2. PCI-Express Function Test.....	12
4.3. Mini PCI Card Compatibility Test	13
4.4. CardBus (PCMCIA) Compatibility Function Test	13
4.5. ISA Slot Function Test	13
4.6. Adapter Compatibility- Industry Control Card PC/104, PC/104+, PCI-104.....	14
4.7. SSD Modules Compatibility Test	14
4.8. Peripheral Compatibility- Storage Device Test	14
4.9. Riser Card Function Test	15
5. Power Consumption Test	16
5-1 PC Health Status	16
6. Timer Accuracy Test	16
6-1. System Clock & RTC Clock Test.....	16
6-2. Booting Timer Test.....	16
6-3. Watchdog Timer Test.....	16
7.1. English Fedora 14 – Kernel 2.6.35.6-45.fc14	17
7.2. Windows 7 Ultimate English Version 32/64Bit	18
7.3. Windows XP Professional English Version 32/64Bit	19
8. BIOS Function Test	20
8.1. Boot Sequence Test	20
8.2. Power Management Test.....	20
8.3. Power On after Power Failure Test.....	20
8.4. AAEON Tag Check Utility.....	21
8.5. TPM Function Test.....	21
8.6. IAMT Function Test.....	21
8.7. Supervisor / User Password Test	21
8.8. CAN port Function Test.....	21
9. Performance Test	22

1. OSD Control Function Test

1.1. OSD Control Test

OSD Control Function	Function			Note
	Pass	Fail	N/A	
Auto	<input type="checkbox"/>	<input type="checkbox"/>	<input checked="" type="checkbox"/>	
MENU	<input type="checkbox"/>	<input type="checkbox"/>	<input checked="" type="checkbox"/>	
UP	<input type="checkbox"/>	<input type="checkbox"/>	<input checked="" type="checkbox"/>	
DOWN	<input type="checkbox"/>	<input type="checkbox"/>	<input checked="" type="checkbox"/>	
POWER	<input type="checkbox"/>	<input type="checkbox"/>	<input checked="" type="checkbox"/>	
EXIT	<input type="checkbox"/>	<input type="checkbox"/>	<input checked="" type="checkbox"/>	

1.2. OSD – On Screen Display Test

OSD –On Screen Display	Function			Note
	Pass	Fail	N/A	
Input Source	<input type="checkbox"/>	<input type="checkbox"/>	<input checked="" type="checkbox"/>	OSD Control by system
PIP Enable	<input type="checkbox"/>	<input type="checkbox"/>	<input checked="" type="checkbox"/>	
Auto Tune	<input type="checkbox"/>	<input type="checkbox"/>	<input checked="" type="checkbox"/>	
Backlight	<input type="checkbox"/>	<input type="checkbox"/>	<input checked="" type="checkbox"/>	
Brightness	<input type="checkbox"/>	<input type="checkbox"/>	<input checked="" type="checkbox"/>	
Contrast	<input type="checkbox"/>	<input type="checkbox"/>	<input checked="" type="checkbox"/>	
Color	<input type="checkbox"/>	<input type="checkbox"/>	<input checked="" type="checkbox"/>	
Quality	<input type="checkbox"/>	<input type="checkbox"/>	<input checked="" type="checkbox"/>	
Position	<input type="checkbox"/>	<input type="checkbox"/>	<input checked="" type="checkbox"/>	
Language	<input type="checkbox"/>	<input type="checkbox"/>	<input checked="" type="checkbox"/>	
Recall	<input type="checkbox"/>	<input type="checkbox"/>	<input checked="" type="checkbox"/>	
Save Exit	<input type="checkbox"/>	<input type="checkbox"/>	<input checked="" type="checkbox"/>	
Cancel Exit	<input type="checkbox"/>	<input type="checkbox"/>	<input checked="" type="checkbox"/>	

1.3. OSD Light Test

OSD Control Function	Function			Note
	Pass	Fail	N/A	
Power off	<input checked="" type="checkbox"/>	<input type="checkbox"/>	<input type="checkbox"/>	
Power on	<input checked="" type="checkbox"/>	<input type="checkbox"/>	<input type="checkbox"/>	
Stand by	<input checked="" type="checkbox"/>	<input type="checkbox"/>	<input type="checkbox"/>	Into S1 / S3 and see light function

1.4. Modular System Industrial Workstation Function Test

Test Item	Result			Note
	Pass	Fail	N/A	
AC power outlet / inlet	<input checked="" type="checkbox"/>	<input type="checkbox"/>	<input type="checkbox"/>	
Power On / Off	<input checked="" type="checkbox"/>	<input type="checkbox"/>	<input type="checkbox"/>	
Power LED	<input type="checkbox"/>	<input type="checkbox"/>	<input checked="" type="checkbox"/>	
H.D.D LED	<input type="checkbox"/>	<input type="checkbox"/>	<input checked="" type="checkbox"/>	
CD-ROM drive included	<input type="checkbox"/>	<input type="checkbox"/>	<input checked="" type="checkbox"/>	
Floppy drive included	<input type="checkbox"/>	<input type="checkbox"/>	<input checked="" type="checkbox"/>	
Lockable front-panel door	<input type="checkbox"/>	<input type="checkbox"/>	<input checked="" type="checkbox"/>	
Finger mouse	<input type="checkbox"/>	<input type="checkbox"/>	<input checked="" type="checkbox"/>	

1.5. Mechanism construction check

Test Item	Result			Note
	Pass	Fail	N/A	
Case construction check	<input checked="" type="checkbox"/>	<input type="checkbox"/>	<input type="checkbox"/>	
PCMCIA construction check	<input type="checkbox"/>	<input type="checkbox"/>	<input checked="" type="checkbox"/>	
CFast construction check	<input type="checkbox"/>	<input type="checkbox"/>	<input checked="" type="checkbox"/>	
Component check	<input checked="" type="checkbox"/>	<input type="checkbox"/>	<input type="checkbox"/>	

1.6. Touch Screen Test

Test Item	Result			Note
	Pass	Fail	N/A	
Touch Screen Test	<input checked="" type="checkbox"/>	<input type="checkbox"/>	<input type="checkbox"/>	

2. Basic Function Test

2.1. Video Function Test

2.1.1. Single Output Function Test

Hardware Information with Windows 7 Ultimate English SP1 32 Bit Driver Version										
CPU	Intel® Atom™ Processor D525(1M Cache, 1.80 GHz)									
Memory	Onboard DDR3-1066 / 2GB (D3SE2808XG18AB)									
HDD/CFD	TOSHIBA MK1060GSC / 2.5 SATA HDD / 100GB									
VGA	N/A									
DVI	N/A									
TV	N/A									
d LVDS	Onboard LVDS									
Color Quality	<input checked="" type="checkbox"/> 16bit <input type="checkbox"/> 24bit <input checked="" type="checkbox"/> 32bit									
Resolution	VGA			DVI			LVDS			Note
	Pass	Fail	N/A	Pass	Fail	N/A	Pass	Fail	N/A	
640X480	<input type="checkbox"/>	<input type="checkbox"/>	<input checked="" type="checkbox"/>	<input type="checkbox"/>	<input type="checkbox"/>	<input checked="" type="checkbox"/>	<input checked="" type="checkbox"/>	<input type="checkbox"/>	<input type="checkbox"/>	
800X600	<input type="checkbox"/>	<input type="checkbox"/>	<input checked="" type="checkbox"/>	<input type="checkbox"/>	<input type="checkbox"/>	<input checked="" type="checkbox"/>	<input checked="" type="checkbox"/>	<input type="checkbox"/>	<input type="checkbox"/>	
1024X768	<input type="checkbox"/>	<input type="checkbox"/>	<input checked="" type="checkbox"/>	<input type="checkbox"/>	<input type="checkbox"/>	<input checked="" type="checkbox"/>	<input checked="" type="checkbox"/>	<input type="checkbox"/>	<input type="checkbox"/>	
1152X864	<input type="checkbox"/>	<input type="checkbox"/>	<input checked="" type="checkbox"/>	<input type="checkbox"/>	<input type="checkbox"/>	<input checked="" type="checkbox"/>	<input type="checkbox"/>	<input type="checkbox"/>	<input checked="" type="checkbox"/>	
1280X600	<input type="checkbox"/>	<input type="checkbox"/>	<input checked="" type="checkbox"/>	<input type="checkbox"/>	<input type="checkbox"/>	<input checked="" type="checkbox"/>	<input type="checkbox"/>	<input type="checkbox"/>	<input checked="" type="checkbox"/>	
1280X720	<input type="checkbox"/>	<input type="checkbox"/>	<input checked="" type="checkbox"/>	<input type="checkbox"/>	<input type="checkbox"/>	<input checked="" type="checkbox"/>	<input type="checkbox"/>	<input type="checkbox"/>	<input checked="" type="checkbox"/>	
1280X768	<input type="checkbox"/>	<input type="checkbox"/>	<input checked="" type="checkbox"/>	<input type="checkbox"/>	<input type="checkbox"/>	<input checked="" type="checkbox"/>	<input type="checkbox"/>	<input type="checkbox"/>	<input checked="" type="checkbox"/>	
1280X960	<input type="checkbox"/>	<input type="checkbox"/>	<input checked="" type="checkbox"/>	<input type="checkbox"/>	<input type="checkbox"/>	<input checked="" type="checkbox"/>	<input type="checkbox"/>	<input type="checkbox"/>	<input checked="" type="checkbox"/>	
1280X1024	<input type="checkbox"/>	<input type="checkbox"/>	<input checked="" type="checkbox"/>	<input type="checkbox"/>	<input type="checkbox"/>	<input checked="" type="checkbox"/>	<input type="checkbox"/>	<input type="checkbox"/>	<input checked="" type="checkbox"/>	
1400X1050	<input type="checkbox"/>	<input type="checkbox"/>	<input checked="" type="checkbox"/>	<input type="checkbox"/>	<input type="checkbox"/>	<input checked="" type="checkbox"/>	<input type="checkbox"/>	<input type="checkbox"/>	<input checked="" type="checkbox"/>	
1600X900	<input type="checkbox"/>	<input type="checkbox"/>	<input checked="" type="checkbox"/>	<input type="checkbox"/>	<input type="checkbox"/>	<input checked="" type="checkbox"/>	<input type="checkbox"/>	<input type="checkbox"/>	<input checked="" type="checkbox"/>	
1600X1200	<input type="checkbox"/>	<input type="checkbox"/>	<input checked="" type="checkbox"/>	<input type="checkbox"/>	<input type="checkbox"/>	<input checked="" type="checkbox"/>	<input type="checkbox"/>	<input type="checkbox"/>	<input checked="" type="checkbox"/>	
1600X1050	<input type="checkbox"/>	<input type="checkbox"/>	<input checked="" type="checkbox"/>	<input type="checkbox"/>	<input type="checkbox"/>	<input checked="" type="checkbox"/>	<input type="checkbox"/>	<input type="checkbox"/>	<input checked="" type="checkbox"/>	
1792X1344	<input type="checkbox"/>	<input type="checkbox"/>	<input checked="" type="checkbox"/>	<input type="checkbox"/>	<input type="checkbox"/>	<input checked="" type="checkbox"/>	<input type="checkbox"/>	<input type="checkbox"/>	<input checked="" type="checkbox"/>	
1856X1392	<input type="checkbox"/>	<input type="checkbox"/>	<input checked="" type="checkbox"/>	<input type="checkbox"/>	<input type="checkbox"/>	<input checked="" type="checkbox"/>	<input type="checkbox"/>	<input type="checkbox"/>	<input checked="" type="checkbox"/>	
1920X1080	<input type="checkbox"/>	<input type="checkbox"/>	<input checked="" type="checkbox"/>	<input type="checkbox"/>	<input type="checkbox"/>	<input checked="" type="checkbox"/>	<input type="checkbox"/>	<input type="checkbox"/>	<input checked="" type="checkbox"/>	
1920X1200	<input type="checkbox"/>	<input type="checkbox"/>	<input checked="" type="checkbox"/>	<input type="checkbox"/>	<input type="checkbox"/>	<input checked="" type="checkbox"/>	<input type="checkbox"/>	<input type="checkbox"/>	<input checked="" type="checkbox"/>	
1920X1440	<input type="checkbox"/>	<input type="checkbox"/>	<input checked="" type="checkbox"/>	<input type="checkbox"/>	<input type="checkbox"/>	<input checked="" type="checkbox"/>	<input type="checkbox"/>	<input type="checkbox"/>	<input checked="" type="checkbox"/>	
2048X1536	<input type="checkbox"/>	<input type="checkbox"/>	<input checked="" type="checkbox"/>	<input type="checkbox"/>	<input type="checkbox"/>	<input checked="" type="checkbox"/>	<input type="checkbox"/>	<input type="checkbox"/>	<input checked="" type="checkbox"/>	
Rotation	<input type="checkbox"/>	<input type="checkbox"/>	<input checked="" type="checkbox"/>	<input type="checkbox"/>	<input type="checkbox"/>	<input checked="" type="checkbox"/>	<input checked="" type="checkbox"/>	<input type="checkbox"/>	<input type="checkbox"/>	Rotation (0 / 90 /180 /270)

Note: Pay attention with Full Screen under POST screen and Text Mode.

2.1.2. Dual Output Function Test

Selection	Output	Result			Note
		Pass	Fail	N/A	
Dual Display Clone	VGA + DVI	<input type="checkbox"/>	<input type="checkbox"/>	<input checked="" type="checkbox"/>	
Dual Display Twin		<input type="checkbox"/>	<input type="checkbox"/>	<input checked="" type="checkbox"/>	
Extended Desktop		<input type="checkbox"/>	<input type="checkbox"/>	<input checked="" type="checkbox"/>	
Dual Display Clone	VGA + LVDS	<input type="checkbox"/>	<input type="checkbox"/>	<input checked="" type="checkbox"/>	
Dual Display Twin		<input type="checkbox"/>	<input type="checkbox"/>	<input checked="" type="checkbox"/>	
Extended Desktop		<input type="checkbox"/>	<input type="checkbox"/>	<input checked="" type="checkbox"/>	

2.1.3. Video Resolution Test

Test points:

1. Power on without inserting any VGA connector until system reaches Windows desktop
2. Plug VGA connector into test machine while system reaches Windows then check VGA driver and display
3. Check VGA output Brightness is normal and it shows "Ghost Image" / "Flicker" or not

	Result			Note
	Pass	Fail	N/A	
In Windows Desktop	<input type="checkbox"/>	<input type="checkbox"/>	<input checked="" type="checkbox"/>	

2.1.4. Video Resolution Test

LVDS Model	Result			Note
	Pass	Fail	N/A	
1_AUO G065VN01 V.0 / 6.5" / 640x480 / 18bit (4:3)	<input type="checkbox"/>	<input type="checkbox"/>	<input checked="" type="checkbox"/>	
2_AUO G065VN01 V.0 / 6.5" / 640x480 / 24bit (4:3)	<input type="checkbox"/>	<input type="checkbox"/>	<input checked="" type="checkbox"/>	
3_Data Image 7" / 800*480 / 18bit (16:9)	<input type="checkbox"/>	<input type="checkbox"/>	<input checked="" type="checkbox"/>	
4_AU G084SN05 V.3 / 8.4" / 800*600 / 18bit (4:3)	<input type="checkbox"/>	<input type="checkbox"/>	<input checked="" type="checkbox"/>	
5_AU B104SN02 V.0 / 10.4" / 800*600 / 18bit (4:3)	<input type="checkbox"/>	<input type="checkbox"/>	<input checked="" type="checkbox"/>	
6_AUO G084SN05 v7 / 8.4" / 800*600 / 24bit (4:3)	<input type="checkbox"/>	<input type="checkbox"/>	<input checked="" type="checkbox"/>	
7_AU G150XG01 V.0 / 15" / 1024*768 / 18bit (4:3)	<input type="checkbox"/>	<input type="checkbox"/>	<input checked="" type="checkbox"/>	
8_AU M150XN07 V.2 / 15" / 1024x768 / 24bit (4:3)	<input type="checkbox"/>	<input type="checkbox"/>	<input checked="" type="checkbox"/>	
9_Toshiba /12.1"/1280 x 768 x 18bit (16:9)	<input type="checkbox"/>	<input type="checkbox"/>	<input checked="" type="checkbox"/>	
10_AU M170EG01 V.D/ 17"/ 1280*1024 / 48bit (4:3)	<input type="checkbox"/>	<input type="checkbox"/>	<input checked="" type="checkbox"/>	
11_AU M170XW01 V.1 / 17" / 1280x768 / 24bit (16:9)	<input type="checkbox"/>	<input type="checkbox"/>	<input checked="" type="checkbox"/>	
12_AUO T260XW02 / 26" / 1366x768 / 24bit	<input type="checkbox"/>	<input type="checkbox"/>	<input checked="" type="checkbox"/>	
13_AU M201UN02 V.5 / 20.1" / 1600x1200x48bit	<input type="checkbox"/>	<input type="checkbox"/>	<input checked="" type="checkbox"/>	
14_AUO T370HW01 / 37" / 1920x1080 / 48bit	<input type="checkbox"/>	<input type="checkbox"/>	<input checked="" type="checkbox"/>	
15_AUO M190PW01 V0 / 19"/1440X900/48 bit	<input type="checkbox"/>	<input type="checkbox"/>	<input checked="" type="checkbox"/>	







2.2. Audio Function Test

[] No Support

Function Test	Result			Note
	Pass	Fail	N/A	
L (Left) Channel	<input type="checkbox"/>	<input type="checkbox"/>	<input checked="" type="checkbox"/>	
R (Right) Channel	<input type="checkbox"/>	<input type="checkbox"/>	<input checked="" type="checkbox"/>	
CD_In	<input type="checkbox"/>	<input type="checkbox"/>	<input checked="" type="checkbox"/>	
Line In	<input type="checkbox"/>	<input type="checkbox"/>	<input checked="" type="checkbox"/>	
MICROPHONE	<input type="checkbox"/>	<input type="checkbox"/>	<input checked="" type="checkbox"/>	
6-channel mode for 5.1 speaker output	<input type="checkbox"/>	<input type="checkbox"/>	<input checked="" type="checkbox"/>	
8-channel mode for 7.1 speaker output	<input type="checkbox"/>	<input type="checkbox"/>	<input checked="" type="checkbox"/>	
S/P DIF function Test	Input	<input type="checkbox"/>	<input type="checkbox"/>	<input checked="" type="checkbox"/>
	Output	<input type="checkbox"/>	<input type="checkbox"/>	<input checked="" type="checkbox"/>

2.3. LAN Function Test

[] No Support

Connect two computers via different speed LAN HUB by using "Ping" instruction (1000 times)										
1000MBps LAN HUB		D-Link DGS-1008D								
100MBps LAN HUB		HP J4095A 24 Ports								
10MBps LAN HUB		SVEC FD916H								
On Board LAN1		Intel®82567v3					MAC Address		00-07-32-1D-3B-DF	
On Board LAN2		N/A					MAC Address		N/A	
LAN Speed	Link / Speed LED	Active LED	LAN 1			LAN 2			Note	
			Pass	Fail	N/A	Pass	Fail	N/A		
1000MBps			<input checked="" type="checkbox"/>	<input type="checkbox"/>	<input type="checkbox"/>	<input type="checkbox"/>	<input type="checkbox"/>	<input checked="" type="checkbox"/>		
100MBps			<input checked="" type="checkbox"/>	<input type="checkbox"/>	<input type="checkbox"/>	<input type="checkbox"/>	<input type="checkbox"/>	<input checked="" type="checkbox"/>		
10MBps			<input checked="" type="checkbox"/>	<input type="checkbox"/>	<input type="checkbox"/>	<input type="checkbox"/>	<input type="checkbox"/>	<input checked="" type="checkbox"/>		
Wake On LAN			<input checked="" type="checkbox"/>	<input type="checkbox"/>	<input type="checkbox"/>	<input type="checkbox"/>	<input type="checkbox"/>	<input checked="" type="checkbox"/>		
Boot ROM to Novell 4.11 [RPL]			<input type="checkbox"/>	<input type="checkbox"/>	<input checked="" type="checkbox"/>	<input type="checkbox"/>	<input type="checkbox"/>	<input checked="" type="checkbox"/>		
LAN Boot (PXE)			<input checked="" type="checkbox"/>	<input type="checkbox"/>	<input type="checkbox"/>	<input type="checkbox"/>	<input type="checkbox"/>	<input checked="" type="checkbox"/>		
Internet Browser (DHCP Server)			<input checked="" type="checkbox"/>	<input type="checkbox"/>	<input type="checkbox"/>	<input type="checkbox"/>	<input type="checkbox"/>	<input checked="" type="checkbox"/>		

2.3.2. Throughput Test [X] No Support

DUT Platform Information:

<input type="checkbox"/>	Fedora Core 13
<input type="checkbox"/>	Cent 5.5
<input type="checkbox"/>	Ubuntu 10.1
<input type="checkbox"/>	Red Hat

Note : Connection-Level Performance (Interaction Constants Duration Time Set to 60 Sec.)

Graphics Media	
LAN	
Audio Driver	

SMB Platform Information:

Chassis	SPIRENT Smartbits 600B
Chassis Version	2.80.003 (Cur) 2.50.000
Chassis Serial #	06014047
Library	6.00-29
API	5.50.42.01
File	0550042
Module	2 * LAN-3324A SmartMetrics XD 4-Port 10/100/1000Base-T Gigabit Ethernet
Test Software	SmartFlow5.50.42.1

Test Result:

1. Half Direction
2. Binary Direction

2.4. Optional Function Test

[X] No Support

Function Test	Result			Note
	Pass	Fail	N/A	
3G Module ()	<input type="checkbox"/>	<input type="checkbox"/>	<input type="checkbox"/>	
GPS ()	<input type="checkbox"/>	<input type="checkbox"/>	<input type="checkbox"/>	
Wireless LAN ()	<input type="checkbox"/>	<input type="checkbox"/>	<input type="checkbox"/>	
Bluetooth ()	<input type="checkbox"/>	<input type="checkbox"/>	<input type="checkbox"/>	

3. Integration Test

Hardware Information with Windows 7 Ultimate English SP1 32 Bit Driver Version	
CPU	Intel® Atom™ Processor D525(1M Cache, 1.80 GHz)
Memory	Onboard DDR3-1066 / 2GB (D3SE2808XG18AB)
HDD/CFD	TOSHIBA MK1060GSC / 2.5 SATA HDD / 100GB

3.1. USB Port Integration Test

Item	USB Port	Boot			Function(Win 7)			Note
		Pass	Fail	N/A	Pass	Fail	N/A	
USB HDD		<input checked="" type="checkbox"/>	<input type="checkbox"/>	<input type="checkbox"/>	<input checked="" type="checkbox"/>	<input type="checkbox"/>	<input type="checkbox"/>	
USB FDD Mitsumi D353GUE		<input checked="" type="checkbox"/>	<input type="checkbox"/>	<input type="checkbox"/>	<input checked="" type="checkbox"/>	<input type="checkbox"/>	<input type="checkbox"/>	
SONY USB2.0 DVD-R/W DRX-830UL		<input checked="" type="checkbox"/>	<input type="checkbox"/>	<input type="checkbox"/>	<input checked="" type="checkbox"/>	<input type="checkbox"/>	<input type="checkbox"/>	
USB Hub Test (Connect USB Device) HUB Port1: USB Keyboard / HUB Port2: USB Mouse / HUB Port3: USB HDD								
USB 2.0 HUB PowerSync / USB 2.0 4 Port HU-155					<input checked="" type="checkbox"/>	<input type="checkbox"/>	<input type="checkbox"/>	

3.2. Digital I/O Port Test

DIO Address (___)	Result			Note
	Pass	Fail	N/A	
DIO VCC +5V	<input type="checkbox"/>	<input type="checkbox"/>	<input checked="" type="checkbox"/>	

3.3. COM Port Integration Test

Test Item	Result			Note
	Pass	Fail	N/A	
Serial Modem Dial Out	<input checked="" type="checkbox"/>	<input type="checkbox"/>	<input type="checkbox"/>	
Serial Modem Ring In	<input type="checkbox"/>	<input type="checkbox"/>	<input checked="" type="checkbox"/>	Test by Modem
Serial Modem +12V	<input type="checkbox"/>	<input type="checkbox"/>	<input checked="" type="checkbox"/>	Test by Multimeter
Serial Modem +5V	<input type="checkbox"/>	<input type="checkbox"/>	<input checked="" type="checkbox"/>	Test by Multimeter

3.4. RS-422 / RS-485 Test

Test Item	Result			Note
	Pass	Fail	N/A	
RS-422 for COM2	<input checked="" type="checkbox"/>	<input type="checkbox"/>	<input type="checkbox"/>	Use loopback and WINSSD.exe to test RS-422 in Windows
RS-485 for COM2	<input type="checkbox"/>	<input type="checkbox"/>	<input checked="" type="checkbox"/>	Use ICP CON I-7044D D/IO Module in Windows(Support Auto flow control)
	<input checked="" type="checkbox"/>	<input type="checkbox"/>	<input type="checkbox"/>	The communication between the RS-485 pots of two boards is linked by one 100m cable on Windows Terminal

3.5. LPT Port Test

Test Item	Result			Note
	Pass	Fail	N/A	
XEROX Phaser 3124 Laser Printer	<input type="checkbox"/>	<input type="checkbox"/>	<input checked="" type="checkbox"/>	

3.6. Burn In Test

Under Room Temperature: 26 °C

Test Item	Result			Note
	Pass	Fail	N/A	
BurnIn Test V7.0 Pro	<input checked="" type="checkbox"/>	<input type="checkbox"/>	<input type="checkbox"/>	Windows 7 Ultimate English SP1 32 Bit

Note: COM PORT Speed Set to 115200.

4. Application Test

4.1. PCI Slot Function (PCI Adapter Card) Test [X] No Support

Adapter VGA Card	Set Simultaneous Display and Reboot			Note
	Pass	Fail	N/A	
CHAINTECH NVIDIA GeForce4 MX440-8X	<input type="checkbox"/>	<input type="checkbox"/>	<input type="checkbox"/>	
Adapter Sound Card	Play Sound			Note
	Pass	Fail	N/A	
Creative Sound BLASTER Live5.1	<input type="checkbox"/>	<input type="checkbox"/>	<input type="checkbox"/>	
Adapter SCSI Card	Copy files to SCSI HDD			Note
	Pass	Fail	N/A	
ADAPTEC Ultra160 SCSI ASC-29160	<input type="checkbox"/>	<input type="checkbox"/>	<input type="checkbox"/>	
Adapter Image Capture Card	Connect to CCD			Note
	Pass	Fail	N/A	
I-VIEW CP-1400AS (with Age STD-477FAI CCD)	<input type="checkbox"/>	<input type="checkbox"/>	<input type="checkbox"/>	
Adapter LAN Card	Connect to Internet			Note
	Pass	Fail	N/A	
Intel GD82559 10/100 Mbps Fast Ethernet Adapter	<input type="checkbox"/>	<input type="checkbox"/>	<input type="checkbox"/>	
INTEL PWLA8391GTBLK Pro/1000 Giga LAN Card	<input type="checkbox"/>	<input type="checkbox"/>	<input type="checkbox"/>	
Adapter RAID Card	RAID 0 , 1 , 10 Function Test			Note
	Pass	Fail	N/A	
ADAPTEC 1420SA RoHS 4-Port SATA II RAID	<input type="checkbox"/>	<input type="checkbox"/>	<input type="checkbox"/>	

4.2. PCI-Express Function Test [X] No Support

PCI-Express x1	Function Test			Note
	Pass	Fail	N/A	
SUNIX SATA1414 eSATA & SATAII x1Express card	<input type="checkbox"/>	<input type="checkbox"/>	<input type="checkbox"/>	
Syskonnect SK-9E21D 10 /100/1000 Base-T Adapter	<input type="checkbox"/>	<input type="checkbox"/>	<input type="checkbox"/>	
PCI-Express x1 LAN Card	<input type="checkbox"/>	<input type="checkbox"/>	<input type="checkbox"/>	
PCI-Express x4	Function Test			Note
	Pass	Fail	N/A	
Adaptec AAR-1430SA SATAII HostRAID Controllers	<input type="checkbox"/>	<input type="checkbox"/>	<input type="checkbox"/>	
PCI-Express x4 RAID Card	<input type="checkbox"/>	<input type="checkbox"/>	<input type="checkbox"/>	
PCI-Express x16	Function Test			Note
	Pass	Fail	N/A	
ASUS EAX1600PRO/TD/256M/A	<input type="checkbox"/>	<input type="checkbox"/>	<input type="checkbox"/>	
(ATI Chipset) PCI-Express x16 VGA Card	<input type="checkbox"/>	<input type="checkbox"/>	<input type="checkbox"/>	
WINFAST PX6200 TC TDH	<input type="checkbox"/>	<input type="checkbox"/>	<input type="checkbox"/>	

PCI-Express x16 VGA Card				
Express card	Function Test			Note
	Pass	Fail	N/A	
SUNIX SATA II Express card	<input type="checkbox"/>	<input type="checkbox"/>	<input type="checkbox"/>	
SunBox 34mm Giga LAN Express Card	<input type="checkbox"/>	<input type="checkbox"/>	<input type="checkbox"/>	
Mini PCI Express Card	Function Test			Note
	Pass	Fail	N/A	
Ralink RT2571WF WLAN Mini Card (USB Interface)	<input type="checkbox"/>	<input type="checkbox"/>	<input type="checkbox"/>	
Sil3132 Mini PCI-E Function Test Card (USB Interface)	<input type="checkbox"/>	<input type="checkbox"/>	<input type="checkbox"/>	

4.3. Mini PCI Card Compatibility Test [X] No Support

Device Item	Function Test			Note
	Pass	Fail	N/A	
Mini PCI.10/100 Base-Tx LAN (W/Intel.82551QM .A1.0) (Model:PER-C10L)	<input type="checkbox"/>	<input type="checkbox"/>	<input type="checkbox"/>	
GM-101 WLAN 11b/g 54Mbps Mini PCI Card (Model: VNT6655AM)	<input type="checkbox"/>	<input type="checkbox"/>	<input type="checkbox"/>	
ADLINK mPCI-8750 ATI Rage XL Mini PCI VGA Card	<input type="checkbox"/>	<input type="checkbox"/>	<input type="checkbox"/>	

4.4. CardBus (PCMCIA) Compatibility Function Test [X] No Support

Device Item	Bit	Function Test			Note
		Pass	Fail	N/A	
Intel PRO/Wireless 2011B LAN PC Card (WPC2011BWW)	Slot 1 (Up)	<input type="checkbox"/>	<input type="checkbox"/>	<input type="checkbox"/>	[PC-200200]
	Slot 2 (Down)	<input type="checkbox"/>	<input type="checkbox"/>	<input type="checkbox"/>	
Kingston datapack DP-PCM2 / 2GB (PC Card TypeII HDD)	Slot 1 (Up)	<input type="checkbox"/>	<input type="checkbox"/>	<input type="checkbox"/>	[PC-200201]
	Slot 2 (Down)	<input type="checkbox"/>	<input type="checkbox"/>	<input type="checkbox"/>	
PCi GW-NS54SG Cardbus Adapter Wireless LAN Type-II	Slot 1 (Up)	<input type="checkbox"/>	<input type="checkbox"/>	<input type="checkbox"/>	[PC-200502]
	Slot 2 (Down)	<input type="checkbox"/>	<input type="checkbox"/>	<input type="checkbox"/>	
PCi GW-NS54SG Cardbus Adapter Wireless LAN Type-II	Slot 2 (Down)	<input type="checkbox"/>	<input type="checkbox"/>	<input type="checkbox"/>	[PC-200502]

4.5. ISA Slot Function Test [X] No Support

Test Item		Result			Note
		Pass	Fail	N/A	
SCSI Card	Adaptec AHA-1520B SCSI Card	<input type="checkbox"/>	<input type="checkbox"/>	<input type="checkbox"/>	[SS-002]
LAN Card	NE2000 Compatible LAN Card (RTL8019AS)	<input type="checkbox"/>	<input type="checkbox"/>	<input type="checkbox"/>	[NW-014]
VGA Card	CIRRUS LOGIC 5429 FCC ID:ICUVGA-GWV27A	<input type="checkbox"/>	<input type="checkbox"/>	<input type="checkbox"/>	[VC-008]

4.6. Adapter Compatibility- Industry Control Card PC/104, PC/104+, PCI-104
 No Support

4.6.1. Device List: PC/104 Module

Test Item	Result			Notes
	Pass	Fail	N/A	
AAEON PCM-3660	<input type="checkbox"/>	<input type="checkbox"/>	<input type="checkbox"/>	

4.6.2. Device List: PC/104+ Module

Test Item	Result			Notes
	Pass	Fail	N/A	
AAEON PCM-3430	<input type="checkbox"/>	<input type="checkbox"/>	<input type="checkbox"/>	

4.6.3. Device List: PCI-104 Module

Test Item	Result			Notes
	Pass	Fail	N/A	
AAEON PCM-3730	<input type="checkbox"/>	<input type="checkbox"/>	<input type="checkbox"/>	

4.6.4. Device List: PCI/104 Express Module

Test Item	Result			Notes
	Pass	Fail	N/A	
AAEON PER-123	<input type="checkbox"/>	<input type="checkbox"/>	<input type="checkbox"/>	

4.7. SSD Modules Compatibility Test

SSD HDD Compatibility Test:

Cable Type: IDE SATA2 MLC SLC No Support

Test Item	Result			Notes
	Pass	Fail	N/A	
Transcend SSD 16G - TS16GSSD25S	<input type="checkbox"/>	<input type="checkbox"/>	<input type="checkbox"/>	

4.8. Peripheral Compatibility- Storage Device Test

4.8.1. Disk on Chip (DOC) Test No Support

Test Item		Result			Notes
		Pass	Fail	N/A	
DOC 2000 Model	16MB	<input type="checkbox"/>	<input type="checkbox"/>	<input type="checkbox"/>	M-System / MD2200-D16
DOC 2000 Onboard Address	CC00	<input type="checkbox"/>	<input type="checkbox"/>	<input type="checkbox"/>	
	D000	<input type="checkbox"/>	<input type="checkbox"/>	<input type="checkbox"/>	
	D400	<input type="checkbox"/>	<input type="checkbox"/>	<input type="checkbox"/>	
	D800	<input type="checkbox"/>	<input type="checkbox"/>	<input type="checkbox"/>	
	DC00	<input type="checkbox"/>	<input type="checkbox"/>	<input type="checkbox"/>	
	Disable	<input type="checkbox"/>	<input type="checkbox"/>	<input type="checkbox"/>	

4.8.2. Disk on module (DOM) Test [X] No Support

Test Item	Result			Notes
	Pass	Fail	N/A	
Transcend / TS512MDOM40V / 512MB / IDE 40 Pin	<input type="checkbox"/>	<input type="checkbox"/>	<input type="checkbox"/>	
Transcend / TS512MDOM44V / 512MB / IDE 44 Pin	<input type="checkbox"/>	<input type="checkbox"/>	<input type="checkbox"/>	

4.9. Riser Card Function Test [X] No Support

Test Item	Result			Note
	Pass	Fail	N/A	
LAN	<input type="checkbox"/>	<input type="checkbox"/>	<input type="checkbox"/>	
PCI Slot	<input type="checkbox"/>	<input type="checkbox"/>	<input type="checkbox"/>	
PCI-e Slot	<input type="checkbox"/>	<input type="checkbox"/>	<input type="checkbox"/>	

5. Power Consumption Test

5-1 PC Health Status

Test Point: The value between Actual Voltage and Voltage Monitor must be + /- 5%

Voltage Monitoring Test	Result			In Bios(V)	Note
	Pass	Fail	N/A		
CPUVCore	<input checked="" type="checkbox"/>	<input type="checkbox"/>	<input type="checkbox"/>	1.064	
1.5V	<input checked="" type="checkbox"/>	<input type="checkbox"/>	<input type="checkbox"/>	1.520	
3.3Vcc	<input checked="" type="checkbox"/>	<input type="checkbox"/>	<input type="checkbox"/>	3.344	
VBAT	<input checked="" type="checkbox"/>	<input type="checkbox"/>	<input type="checkbox"/>	3.296	
5V	<input checked="" type="checkbox"/>	<input type="checkbox"/>	<input type="checkbox"/>	5.088	
DDR	<input checked="" type="checkbox"/>	<input type="checkbox"/>	<input type="checkbox"/>	1.528	
CPU Fan 0 Speed	<input checked="" type="checkbox"/>	<input type="checkbox"/>	<input type="checkbox"/>	N/A RPM	Fanless
CPU Temperature	<input checked="" type="checkbox"/>	<input type="checkbox"/>	<input type="checkbox"/>	51°C	
SB Temperature.	<input checked="" type="checkbox"/>	<input type="checkbox"/>	<input type="checkbox"/>	52°C	

6. Timer Accuracy Test

6-1. System Clock & RTC Clock Test

Under Room Temperature: 26 °C

Item Function	Time Interval	Margin for error	Actual	Result			Note
				Pass	Fail	N/A	
RTC Clock in Power On Mode	24 hrs	+/-2 sec	-1 Sec	<input checked="" type="checkbox"/>	<input type="checkbox"/>	<input type="checkbox"/>	
RTC Clock in Power Off Mode	24 hrs	+/-2 sec	-1 Sec	<input checked="" type="checkbox"/>	<input type="checkbox"/>	<input type="checkbox"/>	

6-2. Booting Timer Test

Installation	Actual	Note
System Booting Time	5.2 Sec	Press the Power Button till "Beep" Sound appears

6-3. Watchdog Timer Test

Use Function as below: W83627~1.exe

[] No Support.

Time-out interval	Margin for error	Actual	Result			Note
			Pass	Fail	N/A	
10 sec	+/- 2 Sec	9.5 Sec	<input checked="" type="checkbox"/>	<input type="checkbox"/>	<input type="checkbox"/>	Software provided by Aaeon S/W
60 sec	+/- 2 Sec	59.1 Sec	<input checked="" type="checkbox"/>	<input type="checkbox"/>	<input type="checkbox"/>	
255 sec	+/- 2 Sec	254.6 Sec	<input checked="" type="checkbox"/>	<input type="checkbox"/>	<input type="checkbox"/>	

Under Room Temperature: 26°C / DOS Mode

7. O.S. Compatibility Test

7.1. English Fedora 14 – Kernel 2.6.35.6-45.fc14

[] No Support

Driver Information:

Chipset Software	Fedora 14 default driver
Graphics Media	Fedora 14 default driver
LAN Driver	Fedora 14 default driver

Install OS to SATA HDD:

Installation	Result			Note
	Pass	Fail	N/A	
Kernel 2.6.35.6-45.fc14	<input checked="" type="checkbox"/>	<input type="checkbox"/>	<input type="checkbox"/>	Type uname -a

Test Result:

Test Item	Result			Note
	Pass	Fail	N/A	
Display Function Test				
Onboard LVDS -- Full Screen	<input checked="" type="checkbox"/>	<input type="checkbox"/>	<input type="checkbox"/>	
Network Function Test				
Connect to Internet – LAN 1	<input checked="" type="checkbox"/>	<input type="checkbox"/>	<input type="checkbox"/>	
Connect to Internet – LAN 2	<input type="checkbox"/>	<input type="checkbox"/>	<input checked="" type="checkbox"/>	
Audio Function Test				
Play Audio Function Test	<input type="checkbox"/>	<input type="checkbox"/>	<input checked="" type="checkbox"/>	Play Audio Test
Base Function Test				
Mouse Test	<input checked="" type="checkbox"/>	<input type="checkbox"/>	<input type="checkbox"/>	
Keyboard Test	<input checked="" type="checkbox"/>	<input type="checkbox"/>	<input type="checkbox"/>	
CD-ROM Test	<input checked="" type="checkbox"/>	<input type="checkbox"/>	<input type="checkbox"/>	USB
USB 2.0 Removable Devices	<input checked="" type="checkbox"/>	<input type="checkbox"/>	<input type="checkbox"/>	
X Windows Application				
Start Button Office	<input checked="" type="checkbox"/>	<input type="checkbox"/>	<input type="checkbox"/>	Office function
X-Window	<input checked="" type="checkbox"/>	<input type="checkbox"/>	<input type="checkbox"/>	Startx – Desktop in Linux
Command Test On Text Mode: Attention Delay Phenomenon				
uname -a	<input checked="" type="checkbox"/>	<input type="checkbox"/>	<input type="checkbox"/>	Show information
Shutdown	<input checked="" type="checkbox"/>	<input type="checkbox"/>	<input type="checkbox"/>	Init 0 or shutdown -h now
Restart the Computer	<input checked="" type="checkbox"/>	<input type="checkbox"/>	<input type="checkbox"/>	Init 6 or shutdown -r now
Halt	<input checked="" type="checkbox"/>	<input type="checkbox"/>	<input type="checkbox"/>	Power Off Mode
ls / clear; cd /dev /ls -l	<input checked="" type="checkbox"/>	<input type="checkbox"/>	<input type="checkbox"/>	Command instruction

7.2. Windows 7 Ultimate English Version 32/64Bit

[] No Support

[X] x32 Driver Information:

Chipset Software	Intel® Chipset Device Software:9.1.1.1009(03/29/2009)
Graphics Media	Intel®GMA 3150 Series 8.14.10.2117(4/19/2010)
LAN Driver	Intel®82567v3Gigabit network 10.1.9.10(4/7/2010)
Audio Driver	N/A

[] No Support

[x] x64 Driver Information:

Chipset Software	Intel® Chipset Device Software:9.1.1.1019(08/19/2009)
Graphics Media	Intel®GMA 3150 Series 8.14.10.2230(10/24/2010)
LAN Driver	Intel®82567v3Gigabit network 10.1.9.10(4/7/2010)
Audio Driver	N/A

Install OS to SATA HDD / CFast:

Installation	Result			Note
	Pass	Fail	N/A	
English Windows 7 Ultimate ACPI Mode	<input checked="" type="checkbox"/>	<input type="checkbox"/>	<input type="checkbox"/>	

Test Results:

Test Item	Result			Note
	Pass	Fail	N/A	
Single Display				
Onboard LVDS -- Full Screen	<input checked="" type="checkbox"/>	<input type="checkbox"/>	<input type="checkbox"/>	
Boot - Windows 7 Ultimate Advanced Options Menu				
Safe Mode	<input checked="" type="checkbox"/>	<input type="checkbox"/>	<input type="checkbox"/>	
Basic Function Test				
PS/2 Mouse and Keyboard	<input type="checkbox"/>	<input type="checkbox"/>	<input checked="" type="checkbox"/>	
USB Mouse and Keyboard	<input checked="" type="checkbox"/>	<input type="checkbox"/>	<input type="checkbox"/>	
COM Port Mouse detect	<input checked="" type="checkbox"/>	<input type="checkbox"/>	<input type="checkbox"/>	
LPT1	<input type="checkbox"/>	<input type="checkbox"/>	<input checked="" type="checkbox"/>	
USB 2.0 Removable Devices	<input checked="" type="checkbox"/>	<input type="checkbox"/>	<input type="checkbox"/>	
LAN Function Test				
LAN1 --- Auto	<input checked="" type="checkbox"/>	<input type="checkbox"/>	<input type="checkbox"/>	
LAN2 --- Auto	<input type="checkbox"/>	<input type="checkbox"/>	<input checked="" type="checkbox"/>	
Audio Function Test				
Line Out Test	<input type="checkbox"/>	<input type="checkbox"/>	<input checked="" type="checkbox"/>	
Line In Test	<input type="checkbox"/>	<input type="checkbox"/>	<input checked="" type="checkbox"/>	
Microphone Test	<input type="checkbox"/>	<input type="checkbox"/>	<input checked="" type="checkbox"/>	
S/P DIF Test	<input type="checkbox"/>	<input type="checkbox"/>	<input checked="" type="checkbox"/>	
Start Menu				
Log off User	<input checked="" type="checkbox"/>	<input type="checkbox"/>	<input type="checkbox"/>	
Shut down (S5)	<input checked="" type="checkbox"/>	<input type="checkbox"/>	<input type="checkbox"/>	
Standby	<input checked="" type="checkbox"/>	<input type="checkbox"/>	<input type="checkbox"/>	
Restart	<input checked="" type="checkbox"/>	<input type="checkbox"/>	<input type="checkbox"/>	
Hibernate (S4)	<input checked="" type="checkbox"/>	<input type="checkbox"/>	<input type="checkbox"/>	

7.3. Windows XP Professional English Version 32/64Bit

[] No Support

[X] x32 Driver Information:

Chipset Software	Intel® Chipset Device Software:9.1.1.1009(03/29/2009)
Graphics Media	Intel®GMA 3150 Series 6.14.10.5244(3/17/2010)
LAN Driver	Intel®82567v3Gigabit network 10.1.9.10(4/7/2010)
Audio Driver	N/A

[X] No Support

[] x64 Driver Information:

Chipset Software	
Graphics Media	
LAN Driver	
Audio Driver	

Install OS to SATA HDD/ CF Card:

Installation	Result			Note
	Pass	Fail	N/A	
English Windows XP Professional ACPI Mode	<input checked="" type="checkbox"/>	<input type="checkbox"/>	<input type="checkbox"/>	

Test Results:

Test Item	Result			Note
	Pass	Fail	N/A	
Single Display				
Onboard LVDS -- Full Screen	<input checked="" type="checkbox"/>	<input type="checkbox"/>	<input type="checkbox"/>	
Boot - Windows XP Professional Advanced Options Menu				
Safe Mode	<input checked="" type="checkbox"/>	<input type="checkbox"/>	<input type="checkbox"/>	
Basic Function Test				
PS/2 Mouse and Keyboard	<input type="checkbox"/>	<input type="checkbox"/>	<input checked="" type="checkbox"/>	
USB Mouse and Keyboard	<input checked="" type="checkbox"/>	<input type="checkbox"/>	<input type="checkbox"/>	
COM Port Mouse detect	<input checked="" type="checkbox"/>	<input type="checkbox"/>	<input type="checkbox"/>	
LPT1	<input type="checkbox"/>	<input type="checkbox"/>	<input checked="" type="checkbox"/>	
USB 2.0 Removable Devices	<input checked="" type="checkbox"/>	<input type="checkbox"/>	<input type="checkbox"/>	
LAN Function Test				
LAN1 --- Auto	<input checked="" type="checkbox"/>	<input type="checkbox"/>	<input type="checkbox"/>	
LAN2 --- Auto	<input type="checkbox"/>	<input type="checkbox"/>	<input checked="" type="checkbox"/>	
Audio Function Test				
Line Out Test	<input type="checkbox"/>	<input type="checkbox"/>	<input checked="" type="checkbox"/>	
Line In Test	<input type="checkbox"/>	<input type="checkbox"/>	<input checked="" type="checkbox"/>	
Microphone Test	<input type="checkbox"/>	<input type="checkbox"/>	<input checked="" type="checkbox"/>	
S/P DIF Test	<input type="checkbox"/>	<input type="checkbox"/>	<input checked="" type="checkbox"/>	
Start Menu				
Log off User	<input checked="" type="checkbox"/>	<input type="checkbox"/>	<input type="checkbox"/>	
Shut down (S5)	<input checked="" type="checkbox"/>	<input type="checkbox"/>	<input type="checkbox"/>	
Standby	<input checked="" type="checkbox"/>	<input type="checkbox"/>	<input type="checkbox"/>	
Restart	<input checked="" type="checkbox"/>	<input type="checkbox"/>	<input type="checkbox"/>	
Hibernate (S4)	<input checked="" type="checkbox"/>	<input type="checkbox"/>	<input type="checkbox"/>	

8. BIOS Function Test

	Hardware Information with Windows 7 Ultimate English SP1 32 Bit Driver Version
CPU	Intel® Atom™ Processor D525(1M Cache, 1.80 GHz)
Memory	Onboard DDR3-1066 / 2GB (D3SE2808XG18AB)
HDD/CFD	TOSHIBA MK1060GSC / 2.5 SATA HDD / 100GB

8.1. Boot Sequence Test

Test Item	Result			Note
	Pass	Fail	N/A	
Floppy	<input type="checkbox"/>	<input type="checkbox"/>	<input checked="" type="checkbox"/>	
Hard Disk	<input checked="" type="checkbox"/>	<input type="checkbox"/>	<input type="checkbox"/>	
Removable (All Device Priority)	<input type="checkbox"/>	<input type="checkbox"/>	<input checked="" type="checkbox"/>	
CDROM	<input type="checkbox"/>	<input type="checkbox"/>	<input checked="" type="checkbox"/>	
USB HDD	<input checked="" type="checkbox"/>	<input type="checkbox"/>	<input type="checkbox"/>	
USB Floppy	<input checked="" type="checkbox"/>	<input type="checkbox"/>	<input type="checkbox"/>	
USB CD-ROM	<input checked="" type="checkbox"/>	<input type="checkbox"/>	<input type="checkbox"/>	
LAN [Boot From LAN First]	<input checked="" type="checkbox"/>	<input type="checkbox"/>	<input type="checkbox"/>	
Disable	<input checked="" type="checkbox"/>	<input type="checkbox"/>	<input type="checkbox"/>	
Check "Halt on" item – All error but K/B	<input type="checkbox"/>	<input type="checkbox"/>	<input checked="" type="checkbox"/>	

8.2. Power Management Test

8.2.1. APM Power Management Test

Test Item	Setting Test	Result			Note
		Pass	Fail	N/A	
Suspend Mode	Function Test	<input type="checkbox"/>	<input type="checkbox"/>	<input checked="" type="checkbox"/>	
Power Button	Delay 4 Sec	<input type="checkbox"/>	<input type="checkbox"/>	<input checked="" type="checkbox"/>	Soft-Off By PWRBTN
Power Button	Instant-Off	<input type="checkbox"/>	<input type="checkbox"/>	<input checked="" type="checkbox"/>	Soft-Off By PWRBTN

8.2.2. ACPI Power Management Test

Test Item	Result			Note
	Pass	Fail	N/A	
Enable Hibernation	<input checked="" type="checkbox"/>	<input type="checkbox"/>	<input type="checkbox"/>	
ACPI - S1 (POS)	<input type="checkbox"/>	<input type="checkbox"/>	<input checked="" type="checkbox"/>	Resume from PS/2 keyboard or mouse.
	<input checked="" type="checkbox"/>	<input type="checkbox"/>	<input type="checkbox"/>	Resume from USB keyboard or mouse.
ACPI - S3 (STR)	<input checked="" type="checkbox"/>	<input type="checkbox"/>	<input type="checkbox"/>	
Suspend Disable	<input checked="" type="checkbox"/>	<input type="checkbox"/>	<input type="checkbox"/>	

8.3. Power On after Power Failure Test

Test Item	Result			Note	
	Pass	Fail	N/A		
Off	<input checked="" type="checkbox"/>	<input type="checkbox"/>	<input type="checkbox"/>		
On	Under Dos	<input checked="" type="checkbox"/>	<input type="checkbox"/>	<input type="checkbox"/>	
	Under Windows(Normal Shutdown)	<input checked="" type="checkbox"/>	<input type="checkbox"/>	<input type="checkbox"/>	
	Under Windows(Abnormal Shutdown)	<input checked="" type="checkbox"/>	<input type="checkbox"/>	<input type="checkbox"/>	
Last State	Under Dos	<input checked="" type="checkbox"/>	<input type="checkbox"/>	<input type="checkbox"/>	
	Under Windows(Normal Shutdown)	<input checked="" type="checkbox"/>	<input type="checkbox"/>	<input type="checkbox"/>	
	Under Windows(Abnormal Shutdown)	<input checked="" type="checkbox"/>	<input type="checkbox"/>	<input type="checkbox"/>	

8.4. AAEON Tag Check Utility

Test Item	Result			Note
	Pass	Fail	N/A	
Check AAEON BIOS OK	<input checked="" type="checkbox"/>	<input type="checkbox"/>	<input type="checkbox"/>	AONCHECK.EXE

8.5. TPM Function Test

Test Item	Result			Note
	Pass	Fail	N/A	
No Change	<input checked="" type="checkbox"/>	<input type="checkbox"/>	<input type="checkbox"/>	
Clear	<input checked="" type="checkbox"/>	<input type="checkbox"/>	<input type="checkbox"/>	
Enable & Active	<input checked="" type="checkbox"/>	<input type="checkbox"/>	<input type="checkbox"/>	
Disable & Disactive	<input checked="" type="checkbox"/>	<input type="checkbox"/>	<input type="checkbox"/>	Detect TPM device under Windows.

8.6. IAMT Function Test

Test Item	Result			Note
	Pass	Fail	N/A	
IAMT Function	<input type="checkbox"/>	<input type="checkbox"/>	<input checked="" type="checkbox"/>	

8.7. Supervisor / User Password Test

Test Item	Result			Note
	Pass	Fail	N/A	
Supervisor Password	<input checked="" type="checkbox"/>	<input type="checkbox"/>	<input type="checkbox"/>	
User Password	<input checked="" type="checkbox"/>	<input type="checkbox"/>	<input type="checkbox"/>	

8.8. CAN port Function Test

Basic Function Test					Note
Test Item	Interrupt: Polling or IRQ	Result			
		Pass	Fail	NA	
CAN1 transmits CAN2	CAN1:	<input type="checkbox"/>	<input type="checkbox"/>	<input checked="" type="checkbox"/>	
	CAN2	<input type="checkbox"/>	<input type="checkbox"/>	<input checked="" type="checkbox"/>	
CAN2 transmits CAN1	CAN2:	<input type="checkbox"/>	<input type="checkbox"/>	<input checked="" type="checkbox"/>	
	CAN1:	<input type="checkbox"/>	<input type="checkbox"/>	<input checked="" type="checkbox"/>	

Note: Sets the interrupt for each port. Be sure that this setting matches the IRQ

9. Performance Test

Hardware Information with Windows 7 Ultimate English SP1 32 Bit Driver Version	
CPU	Intel® Atom™ Processor D525(1M Cache, 1.80 GHz)
Memory	Onboard DDR3-1066 / 2GB (D3SE2808XG18AB)
HDD/CFD	TOSHIBA MK1060GSC / 2.5 SATA HDD / 100GB

9.1. Performance Test

Test Result: (Display set 1024*768 test)

Testing Software	Scope		Note
	AAEON	Ref.	
PCMark7			
Scores	612	-	
CPU	-	-	
Memory	-	-	
HDD	-	-	
Benchmark (A)	-		
PCMark2005			
PCMark	-	-	PCMarks
CPU	2131	-	
Memory	2841	-	
Graphics	825	-	
HDD	3808	-	
Benchmark (B)	-		

Testing Software	Scope		Note
	AAEON	Ref.	
3Dmark2003 v360			
3Dmark Score	794	-	
CPU Score	301	-	
Benchmark (A)	-		
3Dmark2006v120			
3Dmark Score	180	-	
CPU Score	908	-	
SM 2.0	83		
HDR/SM 3.0	-		
Benchmark (B)	-		

Testing Software	Scope		Note
	AAEON	Ref.	
Performance Test 7.0			
PassMark Rating	332.8	-	
CPU Mark	675.8	-	
2D Graphics Mark	142.0	-	
2D Graphics Mark	79.3	-	
Memory Mark	256.3		
Disk Mark	327.1		

9.2. Memory Test

Test Item	Result			Note
	Pass	Fail	N/A	
MEM v4.20 Overnight Test	<input checked="" type="checkbox"/>			