

Report NO: 14P010009

ACP-5153

Fanless Touch Panel with Intel D2550

P5 Verification Test Report

Summary	<input checked="" type="checkbox"/> Pass <input type="checkbox"/> Fail <input type="checkbox"/> Pass with Deviation (Comment: _____)			
	Test Results Category			
	Critical	Major	Minor	Enhancement
Defect Found	0	0	0	0
Defect Unsolved	0	0	0	0

Issue date

2014/03/28

Approval

Tom Lin

Test Engineer

Louie Lee

Version Released Records

Date	Version	Change History	Note
2010/04/21	P3-1001	1. Re-composing test Items	
2010/06/01	P2P3-1001	1. New Test Report	
2010/06/21	P2P3-1002	1. Add BIOS -> SPI ROM Setting (South Bridge – GPIO)	
2010/12/02	P2P3-1003	1. New Test Report	
2011/02/23	P2P3-1101	1. Re-composing test Items	
2011/03/04	P2P3-1102	1. Add Specification Validation	
2012/0529	P2P3-1201	1. Add Summary Table of DTS	

Note :

For all test items in this report, 3 results have been defined and described as following:

- Pass: Functionality work perfectly
- Fail: Functionality failed and must be resolved in the next version
- N/A: Functionality Not Applicable or Not Available

This test report would be updated when re-test completed in product next change version.

Specification Verification

Main Specification

Item	Specification	Result			Note
		Pass	Fail	N/A	
Product Name	ACP-5153	<input checked="" type="checkbox"/>	<input type="checkbox"/>	<input type="checkbox"/>	
Construction	Plastic front bezel and Aluminum back chassis	<input checked="" type="checkbox"/>	<input type="checkbox"/>	<input type="checkbox"/>	
Display	15.6", 1366 x768, 300 nit	<input checked="" type="checkbox"/>	<input type="checkbox"/>	<input type="checkbox"/>	
Touch Screen	Projected Capacitive Touch Window (two-points)	<input checked="" type="checkbox"/>	<input type="checkbox"/>	<input type="checkbox"/>	
CPU Board	GENE-CV05	<input checked="" type="checkbox"/>	<input type="checkbox"/>	<input type="checkbox"/>	
Processor	Support Intel D2500 1.8GHz	<input checked="" type="checkbox"/>	<input type="checkbox"/>	<input type="checkbox"/>	
System Memory	DDRIII SODIMM (204pin) x 1, Max. 4GB (Default: 2G)	<input checked="" type="checkbox"/>	<input type="checkbox"/>	<input type="checkbox"/>	
Storage	Compact Flash Socket x 1	<input checked="" type="checkbox"/>	<input type="checkbox"/>	<input type="checkbox"/>	
	SATA 2.5" HDD bay x 1	<input checked="" type="checkbox"/>	<input type="checkbox"/>	<input type="checkbox"/>	
Front I/O	N/A	<input checked="" type="checkbox"/>	<input type="checkbox"/>	<input type="checkbox"/>	
Side I/O	USB Type A x 2	<input checked="" type="checkbox"/>	<input type="checkbox"/>	<input type="checkbox"/>	
Rear I/O	2W Speaker x 2	<input checked="" type="checkbox"/>	<input type="checkbox"/>	<input type="checkbox"/>	
Bottom I/O	USB 2.0 type A x 4	<input checked="" type="checkbox"/>	<input type="checkbox"/>	<input type="checkbox"/>	
	RS-232 x 1	<input checked="" type="checkbox"/>	<input type="checkbox"/>	<input type="checkbox"/>	
	LAN x 2	<input checked="" type="checkbox"/>	<input type="checkbox"/>	<input type="checkbox"/>	
	DVI-I x 1	<input checked="" type="checkbox"/>	<input type="checkbox"/>	<input type="checkbox"/>	
	Power switch x 1	<input checked="" type="checkbox"/>	<input type="checkbox"/>	<input type="checkbox"/>	
	Audio Line out x 1	<input checked="" type="checkbox"/>	<input type="checkbox"/>	<input type="checkbox"/>	
	ATX power button	<input checked="" type="checkbox"/>	<input type="checkbox"/>	<input type="checkbox"/>	
Expansion	Mini PCIe card x 1	<input checked="" type="checkbox"/>	<input type="checkbox"/>	<input type="checkbox"/>	
Mounting	VESA 75/100mount	<input checked="" type="checkbox"/>	<input type="checkbox"/>	<input type="checkbox"/>	
Power Supply	ATX Power function DC Input 12 V w/ lock connector Shipping with AC/DC power adapter , input voltage range 100~240 V	<input checked="" type="checkbox"/>	<input type="checkbox"/>	<input type="checkbox"/>	
Dimensions	TBD	<input checked="" type="checkbox"/>	<input type="checkbox"/>	<input type="checkbox"/>	
Net weight	TBD	<input checked="" type="checkbox"/>	<input type="checkbox"/>	<input type="checkbox"/>	
Gross weight	TBD	<input checked="" type="checkbox"/>	<input type="checkbox"/>	<input type="checkbox"/>	
Carton size	TBD	<input checked="" type="checkbox"/>	<input type="checkbox"/>	<input type="checkbox"/>	
Color	TBD	<input checked="" type="checkbox"/>	<input type="checkbox"/>	<input type="checkbox"/>	
Front Button	N/A	<input checked="" type="checkbox"/>	<input type="checkbox"/>	<input type="checkbox"/>	
	N/A	<input checked="" type="checkbox"/>	<input type="checkbox"/>	<input type="checkbox"/>	

O.S. Support

Item	Specification	Result			Note
		Pass	Fail	N/A	
Microsoft Embedded	Windows CE 6.0	<input type="checkbox"/>	<input type="checkbox"/>	<input checked="" type="checkbox"/>	
	Windows XP Embedded	<input type="checkbox"/>	<input type="checkbox"/>	<input checked="" type="checkbox"/>	
Microsoft Windows	Windows XP Pro(32bit)	<input checked="" type="checkbox"/>	<input type="checkbox"/>	<input type="checkbox"/>	
	WES7	<input type="checkbox"/>	<input type="checkbox"/>	<input checked="" type="checkbox"/>	
	Windows 7 32 bit	<input checked="" type="checkbox"/>	<input type="checkbox"/>	<input type="checkbox"/>	Support 32 bits only
Linux	Linux kernel 2.6.3	<input checked="" type="checkbox"/>	<input type="checkbox"/>	<input type="checkbox"/>	

Environmental Specifications

Item	Specification
Operating temperature	32°F ~ 104°F (0°C ~ 40°C) (CF & HDD)
Storage temperature	-4 ~ 140° F (-20 ~ 60° C)
Storage humidity	5 ~ 90% @ 40C, non-condensing
Vibration	1G RMS / 5~ 500Hz / operation – With HDD
Shock	20G peak acceleration (11 msec. duration) – With HDD
Drop	TBD (1 Corner, 3 Edge, 6 Surface)
EMC	CE /FCC class A

Note: Please refer Environment Test Report for detail information

Platform Information

Item	Device Information	Test Item
System Model/Version	ACP-5153 A1.0	1,2,3,4,5,6,7,8,9
CPU Board	GENE-CV05 A1.0	1,2,3,4,5,6,7,8,9
Carrier Board	N/A	N/A
BIOS / Version	ACP-5153 R1.1 (C5F3AM11)(3/24/2014)	1,2,3,4,5,6,7,8,9
CPU Type	Intel® Atom™ Processor D2550 (1M Cache, 1.86 GHz)	1,2,3,4,5,6,7,8,9
Memory Type	Transcend DDR3-1333 / 2GB ((TF)2GB.DDR3-1333.Non ECC.SO-DIMM.204PIN.(256Mx64/*8pcs).Ta:-40~+85 °C.Transcend TS256MSK64V3N-I)	1,2,3,4,5,6,7,8,9
SATA HDD	Toshiba MK1060GSC 2.5" 100G (HDD)	1,2,3,4,5,6,7,8,9
SATA DVD-ROM	N/A	N/A
USB DVD-ROM	ASUS SDRW-08D2S-U/DBLK/G/AS	1,2,3,4,5,6,7,8,9
LCD Monitor	DELL U2410	1,2,3,4,5,6,7,8,9
LVDS	AUO G156XW01 V1 1366*768 24bit	1,2,3,4,5,6,7,8,9
Compact Flash	Innodisk Cfast standard 4GB	1,2,3,4,5,6,7,8,9
Daughter Board	N/A	N/A
Expansion Board	N/A	N/A
Operating System	<input checked="" type="checkbox"/> English Fedora Core 15 – Kernel 2.6.38.6-26.rc1.fc15.i686.PAE	6-1
	<input checked="" type="checkbox"/> Windows 7 Ultimate 32Bit	6-2
	<input checked="" type="checkbox"/> Windows XP Professional English SP3 32 Bit	6-3
Power Supply	ATX Power Supply : N/A	N/A
	AT Power Supply: N/A	N/A
	DC Adapter : FSP084-DMAA1 12V/ 7A	1,2,3,4,5,6,7,8,9
Battery Model	N/A	N/A
Chipset Information with Windows 7 Ultimate English Version 32Bit Driver Version		
Chipset Software	Intel Chipset Device Software 9.2.2.1034 (07/20/2011)	
North Bridge	Intel Cedarview D2550	
South Bridge	Intel NM10	
Super IO Chipset	ITE IT8783F	
VGA Chipset	Intel Graphics Media Accelerator 3600 Series 8.14.8.1086 (08/17/2012)	
Audio Chipset	Realtek High Definition Audio 6.0.1.6695 (07/31/2012)	
Ethernet Chipset	Realtek PCIe GBE Family Controller 7.53.216.2012 (02/16/2012)	

Summary Table of contents:

1. OSD Control Function Test.....	7
1.1. OSD Control Test	7
1.2. OSD - On Screen Display Test.....	7
1.3. OSD Light Test.....	7
1.4. Modular System Industrial Workstation Function Test.....	7
1.5. Mechanism construction check	8
2. Basic Function Test.....	9
2.1. Video Function Test	9
2.2. Audio Function Test	11
2.3. LAN Function Test	11
2.4. Optional Function Test	13
3. Integration Test.....	14
3.1. USB Port Integration Test.....	14
3.2. Digital I/O Port Test.....	14
3.3. COM Port Integration Test	14
3.4. RS-422 / RS-485 Test.....	15
3.5. LPT Port Test.....	15
3.6. Burn In Test	15
4. Application Test.....	16
4.1. PCI Slot Function (PCI Adapter Card) Test	16
4.2. PCI-Express Function Test.....	16
4.3. Mini PCI Card Compatibility Test	17
4.4. CardBus (PCMCIA) Compatibility Function Test	17
4.5. ISA Slot Function Test.....	17
4.6. Adapter Compatibility- Industry Control Card PC/104, PC/104+, PCI-104.....	17
4.7. SSD Modules Compatibility Test	18
4.8. Peripheral Compatibility- Storage Device Test	18
4.9. Riser Card Function Test	18
5. Time Accuracy Test.....	19
5.1. System Clock & RTC Clock Test.....	19
5.2. Booting Timer Test	19
5.3. Watchdog Timer Test	19
6. O.S. Compatibility Test	20
6.1. English Fedora Core 15 – Kernel 2.6.38.6-26.rc1.fc15.i686.PAE	20
6.2. Windows 7 Ultimate English Version 32/64Bit	21
6.3. Windows XP Professional English Version 32bit	22
7. BIOS Function Test	23
7.1. Advanced Test	23
7.2. Chipset Test.....	23
7.3. Boot Test	23
7.4. CMOS Backup / Clear CMOS Test	24
7.5. AAEON Tag Check Utility.....	24
7.6. Supervisor / User Password Test	24
7.7. PC Health Status	24
7.8. Hi-Safe Test	24
8. Performance Test	25
9. Battery Test	27
9.1. Power Charge LED Test	27
9.2. Battery Life/Thermal Test.....	27
9.3. Power Option Alarm Test.....	27

1. OSD Control Function Test

1.1. OSD Control Test

OSD Control Function	Function			Note
	Pass	Fail	N/A	
Brightness UP	<input checked="" type="checkbox"/>	<input type="checkbox"/>	<input type="checkbox"/>	
Brightness DOWN	<input checked="" type="checkbox"/>	<input type="checkbox"/>	<input type="checkbox"/>	
Speakers +	<input checked="" type="checkbox"/>	<input type="checkbox"/>	<input type="checkbox"/>	
Speakers -	<input checked="" type="checkbox"/>	<input type="checkbox"/>	<input type="checkbox"/>	
POWER(Backlight on /off)	<input checked="" type="checkbox"/>	<input type="checkbox"/>	<input type="checkbox"/>	

1.2. OSD - On Screen Display Test

OSD - On Screen Display	Function			Note
	Pass	Fail	N/A	
Input Source	<input type="checkbox"/>	<input type="checkbox"/>	<input checked="" type="checkbox"/>	OSD Control by system
PIP Enable	<input type="checkbox"/>	<input type="checkbox"/>	<input checked="" type="checkbox"/>	
Auto Tune	<input type="checkbox"/>	<input type="checkbox"/>	<input checked="" type="checkbox"/>	
Backlight	<input type="checkbox"/>	<input type="checkbox"/>	<input checked="" type="checkbox"/>	
Brightness	<input type="checkbox"/>	<input type="checkbox"/>	<input checked="" type="checkbox"/>	
Contrast	<input type="checkbox"/>	<input type="checkbox"/>	<input checked="" type="checkbox"/>	
Color	<input type="checkbox"/>	<input type="checkbox"/>	<input checked="" type="checkbox"/>	
Quality	<input type="checkbox"/>	<input type="checkbox"/>	<input checked="" type="checkbox"/>	
Position	<input type="checkbox"/>	<input type="checkbox"/>	<input checked="" type="checkbox"/>	
Language	<input type="checkbox"/>	<input type="checkbox"/>	<input checked="" type="checkbox"/>	
Recall	<input type="checkbox"/>	<input type="checkbox"/>	<input checked="" type="checkbox"/>	
Save Exit	<input type="checkbox"/>	<input type="checkbox"/>	<input checked="" type="checkbox"/>	
Cancel Exit	<input type="checkbox"/>	<input type="checkbox"/>	<input checked="" type="checkbox"/>	

1.3. OSD Light Test

OSD Control Function	Function			Note
	Pass	Fail	N/A	
Power off	<input type="checkbox"/>	<input type="checkbox"/>	<input checked="" type="checkbox"/>	
Power on	<input type="checkbox"/>	<input type="checkbox"/>	<input checked="" type="checkbox"/>	
Stand by	<input type="checkbox"/>	<input type="checkbox"/>	<input checked="" type="checkbox"/>	Into S1 / S3 and see light function

1.4. Modular System Industrial Workstation Function Test

Test Item	Result			Note
	Pass	Fail	N/A	
DC power outlet / inlet	<input checked="" type="checkbox"/>	<input type="checkbox"/>	<input type="checkbox"/>	
Power On / Off	<input checked="" type="checkbox"/>	<input type="checkbox"/>	<input type="checkbox"/>	
Power LED	<input type="checkbox"/>	<input type="checkbox"/>	<input checked="" type="checkbox"/>	
H.D.D LED	<input type="checkbox"/>	<input type="checkbox"/>	<input checked="" type="checkbox"/>	
CD-ROM drive included	<input type="checkbox"/>	<input type="checkbox"/>	<input checked="" type="checkbox"/>	
Floppy drive included	<input type="checkbox"/>	<input type="checkbox"/>	<input checked="" type="checkbox"/>	
Lockable front-panel door	<input type="checkbox"/>	<input type="checkbox"/>	<input checked="" type="checkbox"/>	
Touch panel	<input checked="" type="checkbox"/>	<input type="checkbox"/>	<input type="checkbox"/>	
59 Data-entry&20/24 Function keys	<input type="checkbox"/>	<input type="checkbox"/>	<input checked="" type="checkbox"/>	

1.5. Mechanism construction check

Test Item	Result			Note
	Pass	Fail	N/A	
Case construction check	<input checked="" type="checkbox"/>	<input type="checkbox"/>	<input type="checkbox"/>	
PCMCIA construction check	<input type="checkbox"/>	<input type="checkbox"/>	<input checked="" type="checkbox"/>	
CFast Card construction check	<input checked="" type="checkbox"/>	<input type="checkbox"/>	<input type="checkbox"/>	
Component check	<input checked="" type="checkbox"/>	<input type="checkbox"/>	<input type="checkbox"/>	

2. Basic Function Test

2.1. Video Function Test

2.1.1. Single Output Function Test

Hardware Information with Windows 7 Ultimate SP1 English 32 Bit Driver Version										
CPU	Intel® Atom™ Processor D2550 (1M Cache, 1.86 GHz)									
Memory	Transcend DDR3-1333 / 2GB (TF)2GB.DDR3-1333.Non ECC.SO-DIMM.204PIN									
HDD/CFD	Toshiba MK1060GSC 2.5" 100G (HDD)									
DVI-I (Analogy)	DELL U2410									
DVI-I (Digital)	DELL U2410									
LVDS	AUO G156XW01 V1 1366*768 24bit									
Color Quality	<input checked="" type="checkbox"/> 16bit <input type="checkbox"/> 24bit <input checked="" type="checkbox"/> 32bit									
Resolution	VGA			DVI			LVDS			Note
	Pass	Fail	N/A	Pass	Fail	N/A	Pass	Fail	N/A	
640X480	<input type="checkbox"/>	<input type="checkbox"/>	<input checked="" type="checkbox"/>	<input type="checkbox"/>	<input type="checkbox"/>	<input checked="" type="checkbox"/>	<input type="checkbox"/>	<input type="checkbox"/>	<input checked="" type="checkbox"/>	
800X600	<input checked="" type="checkbox"/>	<input type="checkbox"/>	<input type="checkbox"/>	<input checked="" type="checkbox"/>	<input type="checkbox"/>	<input type="checkbox"/>	<input checked="" type="checkbox"/>	<input type="checkbox"/>	<input type="checkbox"/>	
1024X768	<input checked="" type="checkbox"/>	<input type="checkbox"/>	<input type="checkbox"/>	<input checked="" type="checkbox"/>	<input type="checkbox"/>	<input type="checkbox"/>	<input checked="" type="checkbox"/>	<input type="checkbox"/>	<input type="checkbox"/>	
1152X864	<input checked="" type="checkbox"/>	<input type="checkbox"/>	<input type="checkbox"/>	<input checked="" type="checkbox"/>	<input type="checkbox"/>	<input type="checkbox"/>	<input type="checkbox"/>	<input type="checkbox"/>	<input checked="" type="checkbox"/>	
1280X600	<input checked="" type="checkbox"/>	<input type="checkbox"/>	<input type="checkbox"/>	<input checked="" type="checkbox"/>	<input type="checkbox"/>	<input type="checkbox"/>	<input checked="" type="checkbox"/>	<input type="checkbox"/>	<input type="checkbox"/>	
1280X720	<input checked="" type="checkbox"/>	<input type="checkbox"/>	<input type="checkbox"/>	<input checked="" type="checkbox"/>	<input type="checkbox"/>	<input type="checkbox"/>	<input type="checkbox"/>	<input type="checkbox"/>	<input checked="" type="checkbox"/>	
1280X768	<input checked="" type="checkbox"/>	<input type="checkbox"/>	<input type="checkbox"/>	<input checked="" type="checkbox"/>	<input type="checkbox"/>	<input type="checkbox"/>	<input checked="" type="checkbox"/>	<input type="checkbox"/>	<input type="checkbox"/>	
1280X960	<input checked="" type="checkbox"/>	<input type="checkbox"/>	<input type="checkbox"/>	<input checked="" type="checkbox"/>	<input type="checkbox"/>	<input type="checkbox"/>	<input type="checkbox"/>	<input type="checkbox"/>	<input checked="" type="checkbox"/>	
1280X1024	<input checked="" type="checkbox"/>	<input type="checkbox"/>	<input type="checkbox"/>	<input checked="" type="checkbox"/>	<input type="checkbox"/>	<input type="checkbox"/>	<input type="checkbox"/>	<input type="checkbox"/>	<input checked="" type="checkbox"/>	
1366X768	<input checked="" type="checkbox"/>	<input type="checkbox"/>	<input type="checkbox"/>	<input checked="" type="checkbox"/>	<input type="checkbox"/>	<input type="checkbox"/>	<input checked="" type="checkbox"/>	<input type="checkbox"/>	<input type="checkbox"/>	
1400X1050	<input checked="" type="checkbox"/>	<input type="checkbox"/>	<input type="checkbox"/>	<input checked="" type="checkbox"/>	<input type="checkbox"/>	<input type="checkbox"/>	<input type="checkbox"/>	<input type="checkbox"/>	<input checked="" type="checkbox"/>	
1600X900	<input checked="" type="checkbox"/>	<input type="checkbox"/>	<input type="checkbox"/>	<input checked="" type="checkbox"/>	<input type="checkbox"/>	<input type="checkbox"/>	<input type="checkbox"/>	<input type="checkbox"/>	<input checked="" type="checkbox"/>	
1600X1200	<input checked="" type="checkbox"/>	<input type="checkbox"/>	<input type="checkbox"/>	<input checked="" type="checkbox"/>	<input type="checkbox"/>	<input type="checkbox"/>	<input type="checkbox"/>	<input type="checkbox"/>	<input checked="" type="checkbox"/>	
1680X1050	<input checked="" type="checkbox"/>	<input type="checkbox"/>	<input type="checkbox"/>	<input checked="" type="checkbox"/>	<input type="checkbox"/>	<input type="checkbox"/>	<input type="checkbox"/>	<input type="checkbox"/>	<input checked="" type="checkbox"/>	
1792X1344	<input type="checkbox"/>	<input type="checkbox"/>	<input checked="" type="checkbox"/>	<input type="checkbox"/>	<input type="checkbox"/>	<input checked="" type="checkbox"/>	<input type="checkbox"/>	<input type="checkbox"/>	<input checked="" type="checkbox"/>	
1856X1392	<input type="checkbox"/>	<input type="checkbox"/>	<input checked="" type="checkbox"/>	<input type="checkbox"/>	<input type="checkbox"/>	<input checked="" type="checkbox"/>	<input type="checkbox"/>	<input type="checkbox"/>	<input checked="" type="checkbox"/>	
1920X1080	<input type="checkbox"/>	<input type="checkbox"/>	<input checked="" type="checkbox"/>	<input type="checkbox"/>	<input type="checkbox"/>	<input checked="" type="checkbox"/>	<input type="checkbox"/>	<input type="checkbox"/>	<input checked="" type="checkbox"/>	
1920X1200	<input checked="" type="checkbox"/>	<input type="checkbox"/>	<input type="checkbox"/>	<input checked="" type="checkbox"/>	<input type="checkbox"/>	<input type="checkbox"/>	<input type="checkbox"/>	<input type="checkbox"/>	<input checked="" type="checkbox"/>	
1920X1440	<input type="checkbox"/>	<input type="checkbox"/>	<input checked="" type="checkbox"/>	<input type="checkbox"/>	<input type="checkbox"/>	<input checked="" type="checkbox"/>	<input type="checkbox"/>	<input type="checkbox"/>	<input checked="" type="checkbox"/>	
2048X1536	<input type="checkbox"/>	<input type="checkbox"/>	<input checked="" type="checkbox"/>	<input type="checkbox"/>	<input type="checkbox"/>	<input checked="" type="checkbox"/>	<input type="checkbox"/>	<input type="checkbox"/>	<input checked="" type="checkbox"/>	
Rotation	<input checked="" type="checkbox"/>	<input type="checkbox"/>	<input type="checkbox"/>	<input checked="" type="checkbox"/>	<input type="checkbox"/>	<input type="checkbox"/>	<input checked="" type="checkbox"/>	<input type="checkbox"/>	<input type="checkbox"/>	Rotation (0 / 90 /180 /270)

Note: Pay attention with Full Screen under POST screen and Text Mode.

2.1.2. Dual Output Function Test

Selection	Output	Result			Note
		Pass	Fail	N/A	
Dual Display Clone	LVDS+ DVI-A	<input checked="" type="checkbox"/>	<input type="checkbox"/>	<input type="checkbox"/>	Windows 7 32bit
Dual Display Twin		<input type="checkbox"/>	<input type="checkbox"/>	<input checked="" type="checkbox"/>	
Extended Desktop		<input checked="" type="checkbox"/>	<input type="checkbox"/>	<input type="checkbox"/>	Windows 7 32bit
Dual Display Clone	LVDS+DVI-D	<input checked="" type="checkbox"/>	<input type="checkbox"/>	<input type="checkbox"/>	Windows 7 32bit
Dual Display Twin		<input type="checkbox"/>	<input type="checkbox"/>	<input checked="" type="checkbox"/>	
Extended Desktop		<input checked="" type="checkbox"/>	<input type="checkbox"/>	<input type="checkbox"/>	Windows 7 32bit

2.1.3. Video Resolution Test

Test points:

1. Power on without inserting any VGA connector until system reaches Windows desktop
2. Plug VGA connector into test machine while system reaches Windows then check VGA driver and display
3. Check VGA output Brightness is normal and it shows "Ghost Image" / "Flicker" or not

	Result			Note
	Pass	Fail	N/A	
In Windows Desktop	<input checked="" type="checkbox"/>	<input type="checkbox"/>	<input type="checkbox"/>	

2.1.4. Video Resolution Test

LVDS Model	Result			Note
	Pass	Fail	N/A	
1_AUO G065VN01 V.0 / 6.5" / 640x480 / 18bit (4:3)	<input type="checkbox"/>	<input type="checkbox"/>	<input checked="" type="checkbox"/>	
2_AUO G065VN01 V.0 / 6.5" / 640x480 / 24bit (4:3)	<input type="checkbox"/>	<input type="checkbox"/>	<input checked="" type="checkbox"/>	
3_Data Image 7" / 800*480 / 18bit (16:9)	<input type="checkbox"/>	<input type="checkbox"/>	<input checked="" type="checkbox"/>	
4_AU G084SN05 V.3 / 8.4" / 800*600 / 18bit (4:3)	<input type="checkbox"/>	<input type="checkbox"/>	<input checked="" type="checkbox"/>	
5_AU B104SN02 V.0 / 10.4" / 800*600 / 18bit (4:3)	<input type="checkbox"/>	<input type="checkbox"/>	<input checked="" type="checkbox"/>	
6_AUO G084SN05 v7 / 8.4" / 800*600 / 24bit (4:3)	<input type="checkbox"/>	<input type="checkbox"/>	<input checked="" type="checkbox"/>	
7_AU G150XG01 V.0 / 15" / 1024*768 / 18bit (4:3)	<input type="checkbox"/>	<input type="checkbox"/>	<input checked="" type="checkbox"/>	
8_AU M150XN07 V.2 / 15" / 1024x768 / 24bit (4:3)	<input type="checkbox"/>	<input type="checkbox"/>	<input checked="" type="checkbox"/>	
9_Toshiba /12.1"/1280 x 768 x 18bit (16:9)	<input type="checkbox"/>	<input type="checkbox"/>	<input checked="" type="checkbox"/>	
10_AU M170EG01 V.D/ 17" / 1280*1024 / 48bit (4:3)	<input type="checkbox"/>	<input type="checkbox"/>	<input checked="" type="checkbox"/>	
11_AU M170XW01 V.1 / 17" / 1280x768 / 24bit (16:9)	<input type="checkbox"/>	<input type="checkbox"/>	<input checked="" type="checkbox"/>	
12_AUO T260XW02 / 26" / 1366x768 / 24bit	<input type="checkbox"/>	<input type="checkbox"/>	<input checked="" type="checkbox"/>	
13_AU M201UN02 V.5 / 20.1" / 1600x1200x48bit	<input type="checkbox"/>	<input type="checkbox"/>	<input checked="" type="checkbox"/>	
14_AUO T370HW01 / 37" / 1920x1080 / 48bit	<input type="checkbox"/>	<input type="checkbox"/>	<input checked="" type="checkbox"/>	
15_AUO G121XN01 V0 /12.1 /1024x768 /18bit	<input type="checkbox"/>	<input type="checkbox"/>	<input checked="" type="checkbox"/>	
16_AUO M190PW01 V0 / 19"/1440X900/48 bit	<input type="checkbox"/>	<input type="checkbox"/>	<input checked="" type="checkbox"/>	
17_AUO G156XW01 V1 1366*768 24bit	<input checked="" type="checkbox"/>	<input type="checkbox"/>	<input type="checkbox"/>	







2.2. Audio Function Test

[] No Support

Function Test	Result			Note
	Pass	Fail	N/A	
L (Left) Channel	<input checked="" type="checkbox"/>	<input type="checkbox"/>	<input type="checkbox"/>	
R (Right) Channel	<input checked="" type="checkbox"/>	<input type="checkbox"/>	<input type="checkbox"/>	
CD_In	<input type="checkbox"/>	<input type="checkbox"/>	<input checked="" type="checkbox"/>	
Line In	<input type="checkbox"/>	<input type="checkbox"/>	<input checked="" type="checkbox"/>	
MICROPHONE	<input type="checkbox"/>	<input type="checkbox"/>	<input checked="" type="checkbox"/>	
6-channel mode for 5.1 speaker output	<input type="checkbox"/>	<input type="checkbox"/>	<input checked="" type="checkbox"/>	
8-channel mode for 7.1 speaker output	<input type="checkbox"/>	<input type="checkbox"/>	<input checked="" type="checkbox"/>	
S/P DIF function Test	Input	<input type="checkbox"/>	<input type="checkbox"/>	<input checked="" type="checkbox"/>
	Output	<input type="checkbox"/>	<input type="checkbox"/>	<input checked="" type="checkbox"/>

2.3. LAN Function Test

[] No Support

Connect two computers via different speed LAN HUB by using "Ping" instruction (1000 times)										
1000MBps LAN HUB		D-Link DGS-1008D								
100MBps LAN HUB		HP J4095A 24 Ports								
10MBps LAN HUB		SVEC FD916H								
On Board LAN1		Intel(R) 82567V Gigabit Network					MAC Address		00-07-32-1C-B2-13	
On Board LAN2		Intel(R) 82583V Gigabit Network					MAC Address		00-07-32-1C-B2-14	
LAN Speed	Link / Speed LED	Active LED	LAN 1			LAN 2			Note	
			Pass	Fail	N/A	Pass	Fail	N/A		
1000MBps			<input checked="" type="checkbox"/>	<input type="checkbox"/>	<input type="checkbox"/>	<input checked="" type="checkbox"/>	<input type="checkbox"/>	<input type="checkbox"/>		
100MBps			<input checked="" type="checkbox"/>	<input type="checkbox"/>	<input type="checkbox"/>	<input checked="" type="checkbox"/>	<input type="checkbox"/>	<input type="checkbox"/>		
10MBps			<input checked="" type="checkbox"/>	<input type="checkbox"/>	<input type="checkbox"/>	<input checked="" type="checkbox"/>	<input type="checkbox"/>	<input type="checkbox"/>		
Wake On LAN			<input checked="" type="checkbox"/>	<input type="checkbox"/>	<input type="checkbox"/>	<input checked="" type="checkbox"/>	<input type="checkbox"/>	<input type="checkbox"/>	S1,S3,S4,S5, DOS off	
Boot ROM to Novell 4.11 [RPL]			<input type="checkbox"/>	<input type="checkbox"/>	<input checked="" type="checkbox"/>	<input type="checkbox"/>	<input type="checkbox"/>	<input checked="" type="checkbox"/>		
LAN Boot (PXE)			<input checked="" type="checkbox"/>	<input type="checkbox"/>	<input type="checkbox"/>	<input checked="" type="checkbox"/>	<input type="checkbox"/>	<input type="checkbox"/>		
Internet Browser (DHCP Server)			<input checked="" type="checkbox"/>	<input type="checkbox"/>	<input type="checkbox"/>	<input checked="" type="checkbox"/>	<input type="checkbox"/>	<input type="checkbox"/>		

2.3.2. Throughput Test

DUT Platform Information:

<input type="checkbox"/>	Fedora Core 13
<input type="checkbox"/>	Cent 5.5
<input checked="" type="checkbox"/>	Ubuntu 10.10 2.6.35-22-generic
<input type="checkbox"/>	Red Hat

Note : Connection-Level Performance (Interaction Constants Duration Time Set to 60 Sec.)

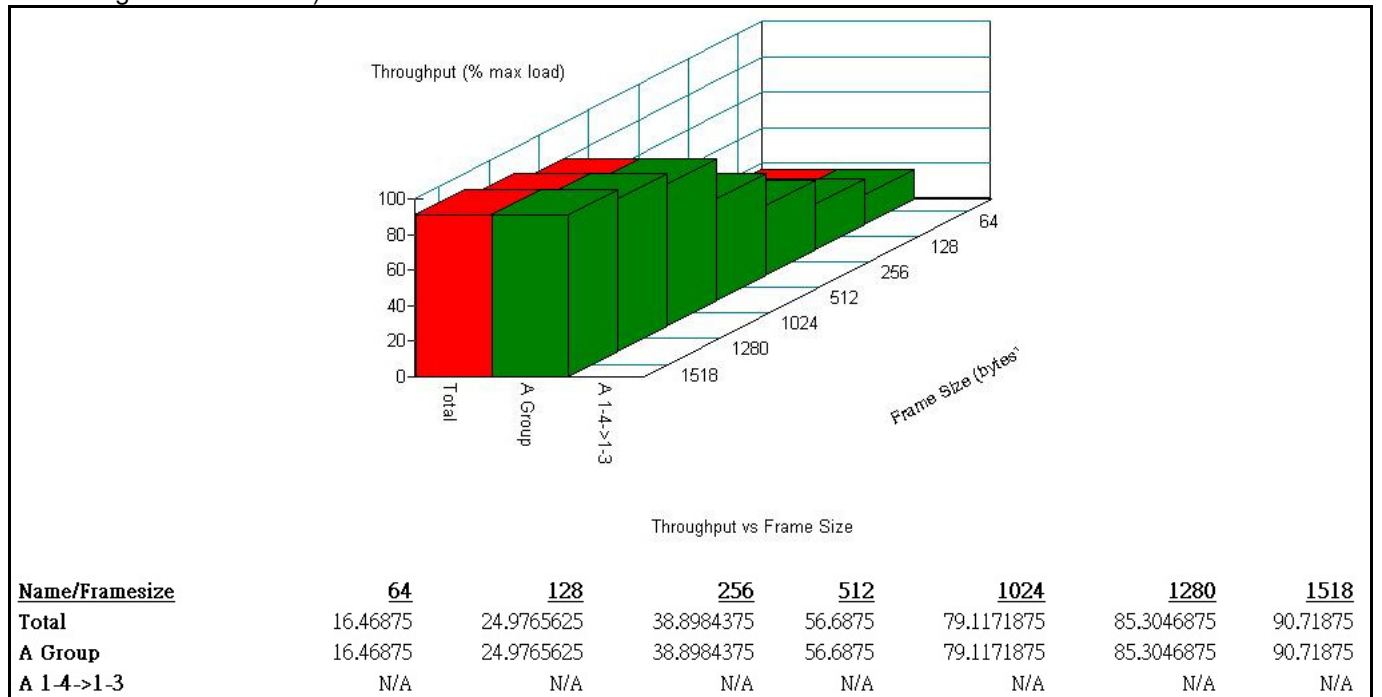
Graphics Media	Ubuntu 10.10 2.6.35-22-generic Default setting
LAN	LAN1→ Realtek PCI Express RTL 8111E Giga LAN Ethernet: 8.023.00-NAPI LAN2→ Realtek PCI Express RTL 8111E Giga LAN Ethernet: 8.023.00-NAPI
Audio Driver	Ubuntu 10.10 2.6.35-22-generic Default setting

SMB Platform Information:

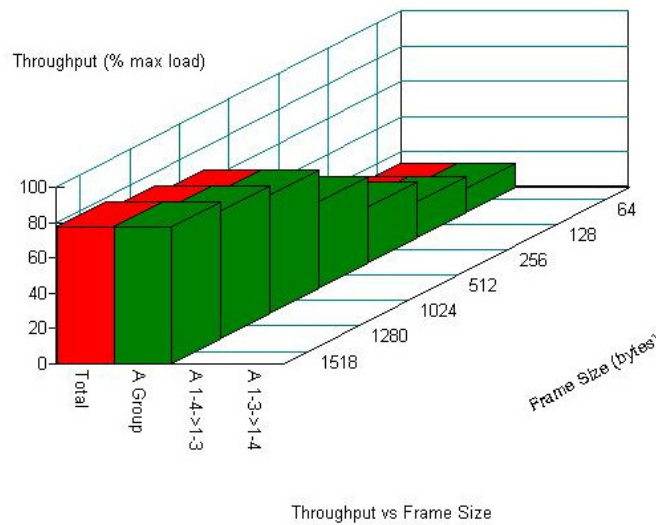
Chassis	SPIRENT Smartbits 600B
Chassis Version	2.80.003 (Cur) 2.50.000
Chassis Serial #	06014047
Library	6.00-29
API	5.50.42.01
File	0550042
Module	2 * LAN-3324A SmartMetrics XD 4-Port 10/100/1000Base-T Gigabit Ethernet
Test Software	SmartFlow5.50.42.1

Test Result:

- Half Direction (LAN1: Realtek PCI Express RTL 8111E Giga LAN Ethernet → LAN2: Realtek PCI Express RTL 8111E Giga LAN Ethernet)



2. Binary Direction (LAN1: Realtek PCI Express RTL 8111E Giga LAN Ethernet → LAN2: Realtek PCI Express RTL 8111E Giga LAN Ethernet)



<u>Name/Framesize</u>	<u>64</u>	<u>128</u>	<u>256</u>	<u>512</u>	<u>1024</u>	<u>1280</u>	<u>1518</u>
Total	13.375	19.5625	31.1640625	48.1796875	66.7421875	72.15625	76.796875
A Group	13.375	19.5625	31.1640625	48.1796875	66.7421875	72.15625	76.796875
A 1-4->1-3	N/A	N/A	N/A	N/A	N/A	N/A	N/A
A 1-3->1-4	N/A	N/A	N/A	N/A	N/A	N/A	N/A

2.4. Optional Function Test

[] No Support

Function Test	Result			Note
	Pass	Fail	N/A	
3G Module	<input type="checkbox"/>	<input type="checkbox"/>	<input checked="" type="checkbox"/>	
GPS	<input type="checkbox"/>	<input type="checkbox"/>	<input checked="" type="checkbox"/>	
Wireless LAN	<input checked="" type="checkbox"/>	<input type="checkbox"/>	<input type="checkbox"/>	
Bluetooth	<input type="checkbox"/>	<input type="checkbox"/>	<input checked="" type="checkbox"/>	

3. Integration Test

Hardware Information Windows 7 Ultimate SP1 English SP1 32 Bit Driver Version	
CPU	Intel® Atom™ Processor D2550 (1M Cache, 1.86 GHz)
Memory	Transcend DDR3-1333 / 2GB (TF)2GB.DDR3-1333.Non ECC.SO-DIMM.204PIN
HDD	Toshiba MK1060GSC 2.5" 100G (HDD)
Chipset Information Windows 7 Ultimate SP1 English SP1 32 Bit Driver Version	
Chipset Software	Intel Chipset Device Software 9.2.2.1034 (07/20/2011)
North Bridge	Intel Cedarview D2550
South Bridge	Intel NM10
Super IO Chipset	ITE IT8783F
VGA Chipset	Intel Graphics Media Accelerator 3600 Series 8.14.8.1086 (08/17/2012)
Audio Chipset	Realtek High Definition Audio 6.0.1.6695 (07/31/2012)
Ethernet Chipset	Realtek PCIe GBE Family Controller 7.53.216.2012 (02/16/2012)

3.1. USB Port Integration Test

Item	USB Port	Boot			Function(win7)			Note
		Pass	Fail	N/A	Pass	Fail	N/A	
USB HDD		<input checked="" type="checkbox"/>	<input type="checkbox"/>	<input type="checkbox"/>	<input checked="" type="checkbox"/>	<input type="checkbox"/>	<input type="checkbox"/>	
USB FDD Mitsumi D353GUE		<input checked="" type="checkbox"/>	<input type="checkbox"/>	<input type="checkbox"/>	<input checked="" type="checkbox"/>	<input type="checkbox"/>	<input type="checkbox"/>	
ASUS SDRW-08D2S-U/DBLK/G/AS		<input checked="" type="checkbox"/>	<input type="checkbox"/>	<input type="checkbox"/>	<input checked="" type="checkbox"/>	<input type="checkbox"/>	<input type="checkbox"/>	
USB Hub Test (Connect USB Device) HUB Port1: USB Keyboard / HUB Port2: USB Mouse / HUB Port3: USB HDD								
USB 2.0 HUB PowerSync / USB 2.0 4 Port HU-155					<input checked="" type="checkbox"/>	<input type="checkbox"/>	<input type="checkbox"/>	

3.2. Digital I/O Port Test

DIO Address (___)	Result			Note
	Pass	Fail	N/A	
DIO VCC +5V	<input type="checkbox"/>	<input type="checkbox"/>	<input checked="" type="checkbox"/>	

3.3. COM Port Integration Test

Test Item	Result			Note
	Pass	Fail	N/A	
Serial Modem Dial Out	<input checked="" type="checkbox"/>	<input type="checkbox"/>	<input type="checkbox"/>	
Serial Modem	Ring In	<input checked="" type="checkbox"/>	<input type="checkbox"/>	Test by Modem
	+12V	<input type="checkbox"/>	<input type="checkbox"/>	Test by Multimeter
	+5V	<input type="checkbox"/>	<input type="checkbox"/>	Test by Multimeter

3.4. RS-422 / RS-485 Test

Test Item	Result			Note
	Pass	Fail	N/A	
RS-422 for COM2	<input type="checkbox"/>	<input type="checkbox"/>	<input checked="" type="checkbox"/>	Use loopback and WINSSD.exe to test RS-422 in Windows
	<input type="checkbox"/>	<input type="checkbox"/>	<input checked="" type="checkbox"/>	The communication between the RS-422 pots of two boards is linked by one 1200m cable on Windows Terminal
RS-485 for COM2	<input type="checkbox"/>	<input type="checkbox"/>	<input checked="" type="checkbox"/>	Use ICP CON I-7044D D/IO Module in Windows(Support Auto flow control)
	<input type="checkbox"/>	<input type="checkbox"/>	<input checked="" type="checkbox"/>	The communication between the RS-485 pots of two boards is linked by one 1200m cable on Windows Terminal

3.5. LPT Port Test

Test Item	Result			Note
	Pass	Fail	N/A	
XEROX Phaser 3124 Laser Printer	<input type="checkbox"/>	<input type="checkbox"/>	<input checked="" type="checkbox"/>	

3.6. Burn In Test

Under Room Temperature: 26 °C

Test Item	Result			Note
	Pass	Fail	N/A	
BurnIn Test V7.1 Pro	<input checked="" type="checkbox"/>	<input type="checkbox"/>	<input type="checkbox"/>	English Windows 7 Ultimate SP1 32 Bit

Note: COM PORT Speed Set to 115200.

4. Application Test

4.1. PCI Slot Function (PCI Adapter Card) Test

Adapter VGA Card	Set Simultaneous Display and Reboot			Note
	Pass	Fail	N/A	
CHAINTECH NVIDIA GeForce4 MX440-8X	<input type="checkbox"/>	<input type="checkbox"/>	<input checked="" type="checkbox"/>	
Adapter Sound Card	Play Sound			Note
	Pass	Fail	N/A	
Creative Sound BLASTER Live5.1	<input type="checkbox"/>	<input type="checkbox"/>	<input checked="" type="checkbox"/>	
Adapter SCSI Card	Copy files to SCSI HDD			Note
	Pass	Fail	N/A	
ADAPTEC Ultra160 SCSI ASC-29160	<input type="checkbox"/>	<input type="checkbox"/>	<input checked="" type="checkbox"/>	
Adapter Image Capture Card	Connect to CCD			Note
	Pass	Fail	N/A	
I-VIEW CP-1400AS (with Age STD-477FAI CCD)	<input type="checkbox"/>	<input type="checkbox"/>	<input checked="" type="checkbox"/>	
Adapter LAN Card	Connect to Internet			Note
	Pass	Fail	N/A	
Intel GD82559 10/100 Mbps Fast Ethernet Adapter	<input type="checkbox"/>	<input type="checkbox"/>	<input checked="" type="checkbox"/>	
INTEL PWLA8391GTBLK Pro/1000 Giga LAN Card	<input type="checkbox"/>	<input type="checkbox"/>	<input checked="" type="checkbox"/>	
Adapter RAID Card	RAID 0 , 1 , 10 Function Test			Note
	Pass	Fail	N/A	
ADAPTEC 1420SA RoHS 4-Port SATA II RAID	<input type="checkbox"/>	<input type="checkbox"/>	<input checked="" type="checkbox"/>	

4.2. PCI-Express Function Test

PCI-Express x1	Function Test			Note
	Pass	Fail	N/A	
SUNIX SATA1414 eSATA & SATAII x1Express card	<input type="checkbox"/>	<input type="checkbox"/>	<input checked="" type="checkbox"/>	
Sysconnect SK-9E21D 10 /100/1000 Base-T Adapter PCI-Express x1 LAN Card	<input type="checkbox"/>	<input type="checkbox"/>	<input checked="" type="checkbox"/>	
PCI-Express x4	Function Test			Note
	Pass	Fail	N/A	
Adaptec AAR-1430SA SATAII HostRAID Controllers PCI-Express x4 RAID Card	<input type="checkbox"/>	<input type="checkbox"/>	<input checked="" type="checkbox"/>	
PCI-Express x16	Function Test			Note
	Pass	Fail	N/A	
ASUS EAX1600PRO/TD/256M/A (ATI Chipset) PCI-Express x16 VGA Card	<input type="checkbox"/>	<input type="checkbox"/>	<input checked="" type="checkbox"/>	
WINFAST PX6200 TC TDH PCI-Express x16 VGA Card	<input type="checkbox"/>	<input type="checkbox"/>	<input checked="" type="checkbox"/>	
Express card	Function Test			Note
	Pass	Fail	N/A	
SUNIX SATA II Express card	<input type="checkbox"/>	<input type="checkbox"/>	<input checked="" type="checkbox"/>	
SunBox 34mm Giga LAN Express Card	<input type="checkbox"/>	<input type="checkbox"/>	<input checked="" type="checkbox"/>	
Mini PCI Express Card	Function Test			Note
	Pass	Fail	N/A	
AzureWave AW-NE768H 802.11 b/g/n wireless card (PCI-E interface)	<input checked="" type="checkbox"/>	<input type="checkbox"/>	<input type="checkbox"/>	

AzureWave AW-NB041H Wireless + BT (PCI-E+USB interface)	<input checked="" type="checkbox"/>	<input type="checkbox"/>	<input type="checkbox"/>	
------------------------------------------------------------	-------------------------------------	--------------------------	--------------------------	--

4.3. Mini PCI Card Compatibility Test

Device Item	Function Test			Note
	Pass	Fail	N/A	
Mini PCI.10/100 Base-Tx LAN (W/Intel.82551QM .A1.0) (Model:PER-C10L)	<input type="checkbox"/>	<input type="checkbox"/>	<input checked="" type="checkbox"/>	
GM-101 WLAN 11b/g 54Mbps Mini PCI Card (Model: VNT6655AM)	<input type="checkbox"/>	<input type="checkbox"/>	<input checked="" type="checkbox"/>	
ADLINK mPCI-8750 ATI Rage XL Mini PCI VGA Card	<input type="checkbox"/>	<input type="checkbox"/>	<input checked="" type="checkbox"/>	

4.4. CardBus (PCMCIA) Compatibility Function Test

Device Item	Bit	Function Test			Note
		Pass	Fail	N/A	
Intel PRO/Wireless 2011B LAN PC Card (WPC2011BWW)	Slot 1 (Up)	<input type="checkbox"/>	<input type="checkbox"/>	<input checked="" type="checkbox"/>	[PC-200200]
	Slot 2 (Down)	<input type="checkbox"/>	<input type="checkbox"/>	<input checked="" type="checkbox"/>	
Kingston datapack DP-PCM2 / 2GB (PC Card TypeII HDD)	Slot 1 (Up)	<input type="checkbox"/>	<input type="checkbox"/>	<input checked="" type="checkbox"/>	[PC-200201]
	Slot 2 (Down)	<input type="checkbox"/>	<input type="checkbox"/>	<input checked="" type="checkbox"/>	
PCI GW-NS54SG Cardbus Adapter Wireless LAN Type-II	Slot 1 (Up)	<input type="checkbox"/>	<input type="checkbox"/>	<input checked="" type="checkbox"/>	[PC-200502]
	Slot 2 (Down)	<input type="checkbox"/>	<input type="checkbox"/>	<input checked="" type="checkbox"/>	
PCI GW-NS54SG Cardbus Adapter Wireless LAN Type-II	Slot 2 (Down)	<input type="checkbox"/>	<input type="checkbox"/>	<input checked="" type="checkbox"/>	[PC-200502]

4.5. ISA Slot Function Test

Test Item		Result			Note
		Pass	Fail	N/A	
SCSI Card	Adaptec AHA-1520B SCSI Card	<input type="checkbox"/>	<input type="checkbox"/>	<input checked="" type="checkbox"/>	[SS-002]
LAN Card	NE2000 Compatible LAN Card (RTL8019AS)	<input type="checkbox"/>	<input type="checkbox"/>	<input checked="" type="checkbox"/>	[NW-014]
VGA Card	CIRRUS LOGIC 5429 FCC ID:ICUVGA-GWV27A	<input type="checkbox"/>	<input type="checkbox"/>	<input checked="" type="checkbox"/>	[VC-008]

4.6. Adapter Compatibility- Industry Control Card PC/104, PC/104+, PCI-104

4.6.1. Device List: PC/104 Module

Test Item	Result			Note
	Pass	Fail	N/A	
AAEON PCM-3660	<input type="checkbox"/>	<input type="checkbox"/>	<input checked="" type="checkbox"/>	

4.6.2. Device List: PC/104+ Module

Test Item	Result			Note
	Pass	Fail	N/A	
AAEON PCM-3430	<input type="checkbox"/>	<input type="checkbox"/>	<input checked="" type="checkbox"/>	

4.6.3. Device List: PCI-104 Module

Test Item	Result			Note
	Pass	Fail	N/A	
AAEON PCM-3730	<input type="checkbox"/>	<input type="checkbox"/>	<input checked="" type="checkbox"/>	

4.6.4. Device List: PCI/104 Express Module

Test Item	Result			Note
	Pass	Fail	N/A	
AAEON PER-123	<input type="checkbox"/>	<input type="checkbox"/>	<input checked="" type="checkbox"/>	

4.7. SSD Modules Compatibility Test

SSD HDD Compatibility Test:

Cable Type: IDE SATA2 MLC SLC

Test Item	Result			Note
	Pass	Fail	N/A	
Transcend SSD 16G - TS16GSSD25S	<input type="checkbox"/>	<input type="checkbox"/>	<input checked="" type="checkbox"/>	

4.8. Peripheral Compatibility- Storage Device Test**4.8.1. Disk on Chip (DOC) Test**

Test Item		Result			Note
		Pass	Fail	N/A	
DOC 2000 Model	16MB	<input type="checkbox"/>	<input type="checkbox"/>	<input checked="" type="checkbox"/>	M-System / MD2200-D16
DOC 2000 Onboard Address	CC00	<input type="checkbox"/>	<input type="checkbox"/>	<input checked="" type="checkbox"/>	
	D000	<input type="checkbox"/>	<input type="checkbox"/>	<input checked="" type="checkbox"/>	
	D400	<input type="checkbox"/>	<input type="checkbox"/>	<input checked="" type="checkbox"/>	
	D800	<input type="checkbox"/>	<input type="checkbox"/>	<input checked="" type="checkbox"/>	
	DC00	<input type="checkbox"/>	<input type="checkbox"/>	<input checked="" type="checkbox"/>	
	Disable	<input type="checkbox"/>	<input type="checkbox"/>	<input checked="" type="checkbox"/>	

4.8.2. Disk on module (DOM) Test

Test Item	Result			Note
	Pass	Fail	N/A	
Transcend / TS512MDOM40V / 512MB / IDE 40 Pin	<input type="checkbox"/>	<input type="checkbox"/>	<input checked="" type="checkbox"/>	
Transcend / TS512MDOM44V / 512MB / IDE 44 Pin	<input type="checkbox"/>	<input type="checkbox"/>	<input checked="" type="checkbox"/>	

4.9. Riser Card Function Test

Test Item	Result			Note
	Pass	Fail	N/A	
LAN	<input type="checkbox"/>	<input type="checkbox"/>	<input checked="" type="checkbox"/>	
PCI Slot	<input type="checkbox"/>	<input type="checkbox"/>	<input checked="" type="checkbox"/>	
PCI-e Slot	<input type="checkbox"/>	<input type="checkbox"/>	<input checked="" type="checkbox"/>	

5. Time Accuracy Test

5.1. System Clock & RTC Clock Test

Under Room Temperature: 26 °C

Function	Item	Time Interval	Margin for error	Actual	Result			Note
					Pass	Fail	N/A	
RTC Clock in Power On Mode		24 hrs	+/-2 sec	-1 Sec	<input checked="" type="checkbox"/>	<input type="checkbox"/>	<input type="checkbox"/>	
RTC Clock in Power Off Mode		24 hrs	+/-2 sec	+1 Sec	<input checked="" type="checkbox"/>	<input type="checkbox"/>	<input type="checkbox"/>	

5.2. Booting Timer Test

Installation	Actual		Note
System Booting Time	4.9	Sec	Press the Power Button till "Beep" Sound appears

5.3. Watchdog Timer Test

Use Function as below:

[] No Support.

Time-Out Interval	Margin for error	Actual	Result			Note
			Pass	Fail	N/A	
10 sec	+/-10%sec	10.0 Sec	<input checked="" type="checkbox"/>	<input type="checkbox"/>	<input type="checkbox"/>	
64 sec	+/-10%sec	61.2 Sec	<input checked="" type="checkbox"/>	<input type="checkbox"/>	<input type="checkbox"/>	
255 sec	+/-10%sec	261.1 Sec	<input checked="" type="checkbox"/>	<input type="checkbox"/>	<input type="checkbox"/>	

Note : Under Room Temperature: 26°C / DOS Mode

6. O.S. Compatibility Test

6.1. English Fedora Core 15 – Kernel 2.6.38.6-26.rc1.fc15.i686.PAE

[] No Support

Driver Information:

Chipset Software	Fedora core15 default driver
Graphics Media	Fedora core15 default driver
Audio Driver	Fedora core15 default driver
LAN Driver	Fedora core15 default driver

Install OS to SATA HDD:

Installation	Result			Note
	Pass	Fail	N/A	
English Fedora Core 15 – Kernel 2.6.38.6-26.rc1.fc15.i686.PAE	<input checked="" type="checkbox"/>	<input type="checkbox"/>	<input type="checkbox"/>	Type uname -a

Test Result:

Test Item	Result			Note
	Pass	Fail	N/A	
Display Function Test				
VGA -- Full Screen	<input checked="" type="checkbox"/>	<input type="checkbox"/>	<input type="checkbox"/>	
DVI-D -- Full Screen	<input checked="" type="checkbox"/>	<input type="checkbox"/>	<input type="checkbox"/>	
DVI-A -- Full Screen	<input checked="" type="checkbox"/>	<input type="checkbox"/>	<input type="checkbox"/>	
Network Function Test				
Connect to Internet – LAN 1	<input checked="" type="checkbox"/>	<input type="checkbox"/>	<input type="checkbox"/>	
Connect to Internet – LAN 2	<input checked="" type="checkbox"/>	<input type="checkbox"/>	<input type="checkbox"/>	
Audio Function Test				
Play Audio Function Test	<input checked="" type="checkbox"/>	<input type="checkbox"/>	<input type="checkbox"/>	Play Audio Test
Base Function Test				
Mouse Test	<input checked="" type="checkbox"/>	<input type="checkbox"/>	<input type="checkbox"/>	USB
Keyboard Test	<input checked="" type="checkbox"/>	<input type="checkbox"/>	<input type="checkbox"/>	ISB
Touch Panel	<input checked="" type="checkbox"/>	<input type="checkbox"/>	<input type="checkbox"/>	
Console Redirection	<input type="checkbox"/>	<input type="checkbox"/>	<input checked="" type="checkbox"/>	
CD-ROM Test	<input checked="" type="checkbox"/>	<input type="checkbox"/>	<input type="checkbox"/>	USB
USB 2.0 Removable Devices	<input checked="" type="checkbox"/>	<input type="checkbox"/>	<input type="checkbox"/>	
X Windows Application				
Start Button Office	<input checked="" type="checkbox"/>	<input type="checkbox"/>	<input type="checkbox"/>	Office function
X-Window	<input checked="" type="checkbox"/>	<input type="checkbox"/>	<input type="checkbox"/>	Startx – Desktop in Linux
Command Test On Text Mode: Attention Delay Phenomenon				
uname -a	<input checked="" type="checkbox"/>	<input type="checkbox"/>	<input type="checkbox"/>	Show information
Shutdown	<input checked="" type="checkbox"/>	<input type="checkbox"/>	<input type="checkbox"/>	Init 0 or shutdown -h now
Restart the Computer	<input checked="" type="checkbox"/>	<input type="checkbox"/>	<input type="checkbox"/>	Init 6 or shutdown -r now
Halt	<input checked="" type="checkbox"/>	<input type="checkbox"/>	<input type="checkbox"/>	Power Off Mode
ls / clear; cd /dev /ls -l	<input checked="" type="checkbox"/>	<input type="checkbox"/>	<input type="checkbox"/>	Command instruction

6.2. Windows 7 Ultimate English Version 32/64Bit

x32 Driver Information:

Chipset Software	Intel Chipset Device Software 9.2.2.1034 (07/20/2011)
Graphics Media	Intel Graphics Media Accelerator 3600 Series 8.14.8.1086 (08/17/2012)
Audio Driver	Realtek High Definition Audio 6.0.1.6695 (07/31/2012)
LAN Driver	Realtek PCIe GBE Family Controller 7.53.216.2012 (02/16/2012)

x64 Driver Information: No Support

Chipset Software	
Graphics Media	
Audio Driver	
LAN Driver	

Install OS to SATA HDD

Installation	Result			Note
	Pass	Fail	N/A	
English Windows 7 Ultimate SP1 AHCI Mode	<input checked="" type="checkbox"/>	<input type="checkbox"/>	<input type="checkbox"/>	

Test Results:

Test Item	Result			Note
	Pass	Fail	N/A	
Single Display				
VGA – Full Screen	<input checked="" type="checkbox"/>	<input type="checkbox"/>	<input type="checkbox"/>	
DVI-I – Full Screen	<input checked="" type="checkbox"/>	<input type="checkbox"/>	<input type="checkbox"/>	
LVDS -- Full Screen	<input checked="" type="checkbox"/>	<input type="checkbox"/>	<input type="checkbox"/>	
Boot - Windows 7 Ultimate Advanced Options Menu				
Safe Mode	<input checked="" type="checkbox"/>	<input type="checkbox"/>	<input type="checkbox"/>	
Basic Function Test				
Touch Panel	<input checked="" type="checkbox"/>	<input type="checkbox"/>	<input type="checkbox"/>	
PS/2 Mouse and Keyboard	<input type="checkbox"/>	<input type="checkbox"/>	<input checked="" type="checkbox"/>	
USB Mouse and Keyboard	<input checked="" type="checkbox"/>	<input type="checkbox"/>	<input type="checkbox"/>	
COM Port Mouse detect	<input checked="" type="checkbox"/>	<input type="checkbox"/>	<input type="checkbox"/>	
USB 2.0 Removable Devices	<input checked="" type="checkbox"/>	<input type="checkbox"/>	<input type="checkbox"/>	
LAN Function Test				
LAN1 --- Auto	<input checked="" type="checkbox"/>	<input type="checkbox"/>	<input type="checkbox"/>	
LAN2 --- Auto	<input checked="" type="checkbox"/>	<input type="checkbox"/>	<input type="checkbox"/>	
Audio Function Test				
Line Out Test	<input checked="" type="checkbox"/>	<input type="checkbox"/>	<input type="checkbox"/>	
Line In Test	<input type="checkbox"/>	<input type="checkbox"/>	<input checked="" type="checkbox"/>	
Microphone Test	<input type="checkbox"/>	<input type="checkbox"/>	<input checked="" type="checkbox"/>	
Start Menu				
Log off User	<input checked="" type="checkbox"/>	<input type="checkbox"/>	<input type="checkbox"/>	
Shut down (S5)	<input checked="" type="checkbox"/>	<input type="checkbox"/>	<input type="checkbox"/>	
Standby(S3)	<input checked="" type="checkbox"/>	<input type="checkbox"/>	<input type="checkbox"/>	
Standby(S1)	<input checked="" type="checkbox"/>	<input type="checkbox"/>	<input type="checkbox"/>	
Restart	<input checked="" type="checkbox"/>	<input type="checkbox"/>	<input type="checkbox"/>	
Hibernate (S4)	<input checked="" type="checkbox"/>	<input type="checkbox"/>	<input type="checkbox"/>	

6.3. Windows XP Professional English Version 32bit

[X] x32 Driver Information: [] No Support

Chipset Software	Intel Chipset Device Software 9.2.0.1030 (04/15/2011)
Graphics Media	Intel Corporation N2000/D2000 Series 1.15.4.3555 (09/04/2013)
Audio Driver	Realtek High Definition Audio 6.0.1.6695 (07/31/2012)
LAN Driver	Realtek PCIe GBE Family Controller 7.53.216.2012 (02/16/2012)

Install OS to SATA HDD:

Installation	Result			Note
	Pass	Fail	N/A	
English Windows XP Professional English SP3 AHCI Mode	<input checked="" type="checkbox"/>	<input type="checkbox"/>	<input type="checkbox"/>	

Test Results:

Test Item	Result			Note
	Pass	Fail	N/A	
Single Display				
VGA -- Full Screen	<input checked="" type="checkbox"/>	<input type="checkbox"/>	<input type="checkbox"/>	
DVI -- Full Screen	<input checked="" type="checkbox"/>	<input type="checkbox"/>	<input type="checkbox"/>	
LVDS -- Full Screen	<input checked="" type="checkbox"/>	<input type="checkbox"/>	<input type="checkbox"/>	
Dual Display				
VGA+LVDS -- Full Screen (Clone)	<input checked="" type="checkbox"/>	<input type="checkbox"/>	<input type="checkbox"/>	
VGA+DVI -- Full Screen (Clone)	<input checked="" type="checkbox"/>	<input type="checkbox"/>	<input type="checkbox"/>	
DVI+LVDS -- Full Screen (Clone)	<input checked="" type="checkbox"/>	<input type="checkbox"/>	<input type="checkbox"/>	
Boot - Windows XP Professional Advanced Options Menu				
Safe Mode	<input type="checkbox"/>	<input type="checkbox"/>	<input checked="" type="checkbox"/>	
Basic Function Test				
Touch Panel	<input checked="" type="checkbox"/>	<input type="checkbox"/>	<input type="checkbox"/>	
PS/2 Mouse and Keyboard	<input type="checkbox"/>	<input type="checkbox"/>	<input checked="" type="checkbox"/>	
USB Mouse and Keyboard	<input checked="" type="checkbox"/>	<input type="checkbox"/>	<input type="checkbox"/>	
COM Port Mouse detect	<input checked="" type="checkbox"/>	<input type="checkbox"/>	<input type="checkbox"/>	
USB 2.0 Removable Devices	<input checked="" type="checkbox"/>	<input type="checkbox"/>	<input type="checkbox"/>	
LAN Function Test				
LAN1 --- Auto	<input checked="" type="checkbox"/>	<input type="checkbox"/>	<input type="checkbox"/>	
LAN2 --- Auto	<input checked="" type="checkbox"/>	<input type="checkbox"/>	<input type="checkbox"/>	
Audio Function Test				
Line Out Test	<input checked="" type="checkbox"/>	<input type="checkbox"/>	<input type="checkbox"/>	
Line In Test	<input checked="" type="checkbox"/>	<input type="checkbox"/>	<input type="checkbox"/>	
Microphone Test	<input checked="" type="checkbox"/>	<input type="checkbox"/>	<input type="checkbox"/>	
Start Menu				
Log off User	<input checked="" type="checkbox"/>	<input type="checkbox"/>	<input type="checkbox"/>	
Shut down (S5)	<input checked="" type="checkbox"/>	<input type="checkbox"/>	<input type="checkbox"/>	
Standby(S1)	<input checked="" type="checkbox"/>	<input type="checkbox"/>	<input type="checkbox"/>	
Standby(S3)	<input checked="" type="checkbox"/>	<input type="checkbox"/>	<input type="checkbox"/>	
Restart	<input checked="" type="checkbox"/>	<input type="checkbox"/>	<input type="checkbox"/>	
Hibernate (S4)	<input checked="" type="checkbox"/>	<input type="checkbox"/>	<input type="checkbox"/>	

7. BIOS Function Test

Hardware Information with Windows 7 Ultimate SP1 English 32 Bit Driver Version	
CPU	Intel® Atom™ Processor D2550 (1M Cache, 1.86 GHz)
Memory	Transcend DDR3 1333 / 4GB Samsung SEC HCH9 K4B2G0846C
HDD/CFD	Toshiba MK1060GSC 2.5" 100G (HDD)

7.1. Advanced Test

Test Item		Result			Note
		Pass	Fail	N/A	
ACPI settings	Sleeps state (S3)	<input checked="" type="checkbox"/>	<input type="checkbox"/>	<input type="checkbox"/>	
	Suspend Disabled	<input checked="" type="checkbox"/>	<input type="checkbox"/>	<input type="checkbox"/>	
S5 RTC Wake Settings	Wake system with Fixed Time	<input checked="" type="checkbox"/>	<input type="checkbox"/>	<input type="checkbox"/>	
	Wake system with Dynamic Time	<input checked="" type="checkbox"/>	<input type="checkbox"/>	<input type="checkbox"/>	
CPU configuration	Hyper-threading	<input checked="" type="checkbox"/>	<input type="checkbox"/>	<input type="checkbox"/>	Enable/Disable
SATA configuration	SATA controller	<input checked="" type="checkbox"/>	<input type="checkbox"/>	<input type="checkbox"/>	Enable/Disable
	AHCI mode	<input checked="" type="checkbox"/>	<input type="checkbox"/>	<input type="checkbox"/>	
	IDE mode	<input checked="" type="checkbox"/>	<input type="checkbox"/>	<input type="checkbox"/>	
USB configuration	Legacy USB Support	<input checked="" type="checkbox"/>	<input type="checkbox"/>	<input type="checkbox"/>	
Super IO configuration	Serial port 1	<input checked="" type="checkbox"/>	<input type="checkbox"/>	<input type="checkbox"/>	Enable/Disable
	Restore AC power Loss	<input checked="" type="checkbox"/>	<input type="checkbox"/>	<input type="checkbox"/>	Power on/ power off/ last state
H/W Monitor	Full on mode	<input type="checkbox"/>	<input type="checkbox"/>	<input checked="" type="checkbox"/>	
	Automatic Mode	<input type="checkbox"/>	<input type="checkbox"/>	<input checked="" type="checkbox"/>	
	Manual Mode	<input type="checkbox"/>	<input type="checkbox"/>	<input checked="" type="checkbox"/>	

7.2. Chipset Test

Test Item			Result			Note
			Pass	Fail	N/A	
Host Bridge	IGFX boot type	VBIOS default	<input checked="" type="checkbox"/>	<input type="checkbox"/>	<input type="checkbox"/>	Priority: DVI-I > LVDS
		CRT	<input checked="" type="checkbox"/>	<input type="checkbox"/>	<input type="checkbox"/>	
		LVDS	<input checked="" type="checkbox"/>	<input type="checkbox"/>	<input type="checkbox"/>	
		CRT+LVDS	<input checked="" type="checkbox"/>	<input type="checkbox"/>	<input type="checkbox"/>	DOS support VGA only
	DVI	<input checked="" type="checkbox"/>	<input type="checkbox"/>	<input type="checkbox"/>		
	LCD Panel type	1366*768 24bit	<input checked="" type="checkbox"/>	<input type="checkbox"/>	<input type="checkbox"/>	Panel test
	Control LVDS1		<input checked="" type="checkbox"/>	<input type="checkbox"/>	<input type="checkbox"/>	Enable/disable
Fixed Graphics Memory size	128MB	<input checked="" type="checkbox"/>	<input type="checkbox"/>	<input type="checkbox"/>		
	256MB	<input checked="" type="checkbox"/>	<input type="checkbox"/>	<input type="checkbox"/>		
South Bridge	Power Mode	<input checked="" type="checkbox"/>	<input type="checkbox"/>	<input type="checkbox"/>	ATX only	
	Azalia Controller	<input checked="" type="checkbox"/>	<input type="checkbox"/>	<input type="checkbox"/>		
	R8111E #1	<input checked="" type="checkbox"/>	<input type="checkbox"/>	<input type="checkbox"/>		
	R8111E#2	<input checked="" type="checkbox"/>	<input type="checkbox"/>	<input type="checkbox"/>		

7.3. Boot Test

Test Item		Result			Note
		Pass	Fail	N/A	
Quiet Boot		<input checked="" type="checkbox"/>	<input type="checkbox"/>	<input type="checkbox"/>	Enable/Disable
PXE		<input checked="" type="checkbox"/>	<input type="checkbox"/>	<input type="checkbox"/>	Enable/Disable

Boot From Hard Disk	<input checked="" type="checkbox"/>	<input type="checkbox"/>	<input type="checkbox"/>	
Boot From CDROM	<input checked="" type="checkbox"/>	<input type="checkbox"/>	<input type="checkbox"/>	
Boot From USB HDD	<input checked="" type="checkbox"/>	<input type="checkbox"/>	<input type="checkbox"/>	
Boot From USB Floppy	<input checked="" type="checkbox"/>	<input type="checkbox"/>	<input type="checkbox"/>	
Boot From USB CD-ROM	<input checked="" type="checkbox"/>	<input type="checkbox"/>	<input type="checkbox"/>	
Boot from LAN	<input checked="" type="checkbox"/>	<input type="checkbox"/>	<input type="checkbox"/>	
Disable	<input checked="" type="checkbox"/>	<input type="checkbox"/>	<input type="checkbox"/>	

7.4. CMOS Backup / Clear CMOS Test

Test Item	Result			Note
	Pass	Fail	N/A	
CMOS Backup	<input checked="" type="checkbox"/>	<input type="checkbox"/>	<input type="checkbox"/>	
Clear CMOS Test	<input checked="" type="checkbox"/>	<input type="checkbox"/>	<input type="checkbox"/>	

7.5. AAEON Tag Check Utility

Test Item	Result			Note
	Pass	Fail	N/A	
Check AAEON BIOS OK	<input checked="" type="checkbox"/>	<input type="checkbox"/>	<input type="checkbox"/>	AONCHECK.EXE

7.6. Supervisor / User Password Test

Test Item	Result			Note
	Pass	Fail	N/A	
Supervisor Password	<input checked="" type="checkbox"/>	<input type="checkbox"/>	<input type="checkbox"/>	
User Password	<input checked="" type="checkbox"/>	<input type="checkbox"/>	<input type="checkbox"/>	

7.7. PC Health Status

Test Point: The value between Actual Voltage and Voltage Monitor must be +/- 5%

Voltage Monitoring Test	Result			BIOS (V)	Actual (V)	Note
	Pass	Fail	N/A			
CPU temperature	<input checked="" type="checkbox"/>	<input type="checkbox"/>	<input type="checkbox"/>	49°C	47°C	T-case
SB temperature	<input checked="" type="checkbox"/>	<input type="checkbox"/>	<input type="checkbox"/>	59°C	57°C	T-case
System temperature	<input checked="" type="checkbox"/>	<input type="checkbox"/>	<input type="checkbox"/>	52°C	49°C	
Fan1 Speed	<input type="checkbox"/>	<input type="checkbox"/>	<input checked="" type="checkbox"/>	N/A RPM	N/A RPM	
Vcore	<input checked="" type="checkbox"/>	<input type="checkbox"/>	<input type="checkbox"/>	1.229	1.20	
Vcc 1.5V	<input checked="" type="checkbox"/>	<input type="checkbox"/>	<input type="checkbox"/>	1.541	1.5	
Vcc 3.3V	<input checked="" type="checkbox"/>	<input type="checkbox"/>	<input type="checkbox"/>	3.346	3.27	
Vcc 5V	<input checked="" type="checkbox"/>	<input type="checkbox"/>	<input type="checkbox"/>	5.186	5.025	
Vcc 12V	<input checked="" type="checkbox"/>	<input type="checkbox"/>	<input type="checkbox"/>	12.097	11.92	
5V Dual	<input checked="" type="checkbox"/>	<input type="checkbox"/>	<input type="checkbox"/>	5.113	5.012	
VBAT	<input checked="" type="checkbox"/>	<input type="checkbox"/>	<input type="checkbox"/>	3.336	3.28	

7.8. Hi-Safe Test

Test Item	Result			Note
	Pass	Fail	N/A	
Information	<input checked="" type="checkbox"/>	<input type="checkbox"/>	<input type="checkbox"/>	Version: 0318 C5F3A
H/W monitor	<input checked="" type="checkbox"/>	<input type="checkbox"/>	<input type="checkbox"/>	
WatchDOG	<input checked="" type="checkbox"/>	<input type="checkbox"/>	<input type="checkbox"/>	
SMBus	<input checked="" type="checkbox"/>	<input type="checkbox"/>	<input type="checkbox"/>	Smbus Address:0xF000 Slave Address:A2h

8. Performance Test

Hardware Information with Windows 7 Ultimate SP1 English 32 Bit Driver Version	
CPU	Intel® Atom™ Processor D2550 (1M Cache, 1.86 GHz)
Memory	Transcend DDR3 1333 / 4GB Samsung SEC HCH9 K4B2G0846C
HDD/CFD	Toshiba MK1060GSC 2.5" 100G (HDD)

8.1. Performance Test

Test Result: (Display set 1024*768 test)

Testing Software	Scope		Note
	AAEON	Ref.	
PCMark2002			Windows 7
CPU	-	-	
Memory	8013	-	
HDD	965	-	
Benchmark (A)	-	-	
PCMark2005			Windows 7
PCMark	2080	-	PCMarks
CPU	2186	-	
Memory	2997	-	
Graphics	765	-	
HDD	3450	-	
Benchmark (B)	-	-	
Average Efficiency	-	-	

Testing Software	Scope		Note
	AAEON	Ref.	
3Dmark2003 v360			Windows 7
3Dmark Score	2569	-	
CPU Score	316	-	
Benchmark (A)	-	-	
3Dmark2006_v120_1901			Windows 7
3Dmark Score	561	-	
SM2.0 Score	218	-	
HDR/SM3.0 Score	178	-	
CPU Score	946	-	

Testing Software	Scope		Note
	AAEON	Ref.	
Final Reality V1.01—BenchMark Test			Windows 7
2D image	24.32	-	
3D	3.39	-	
Bus transfer	8.03	-	
Overall	10.37	-	Reality marks
Benchmark (A)	-	-	

Testing Software	Scope		Note
	AAEON	Ref.	
Performance7			Windows 7
PassMark Rating	284.6	-	
CPU Mark	725.6	-	
2D Graphics Mark	56.5	-	
3D Graphics Mark	111.0	-	
Memory Mark	306.9	-	
Disk Mark	231.6		

Testing Software	Scope		Note
	AAEON	Ref.	
Windows experience index			Windows 7
Processor	3.5	-	
Memory	5.1	-	
Graphics	5.9	-	
Gaming graphics	3.4	-	
Primary hard disk	4.4	-	

9. Battery Test

[X] No Support

9.1. Power Charge LED Test

Power Charge LED Test	Result			Note
	Pass	Fail	N/A	
Plug the AC Power	<input type="checkbox"/>	<input type="checkbox"/>	<input checked="" type="checkbox"/>	
Unplug the AC Power	<input type="checkbox"/>	<input type="checkbox"/>	<input checked="" type="checkbox"/>	
Windows Battery icon Test	Result			Note
	Pass	Fail	N/A	
Plug the AC Power	<input type="checkbox"/>	<input type="checkbox"/>	<input checked="" type="checkbox"/>	
Unplug the AC Power	<input type="checkbox"/>	<input type="checkbox"/>	<input checked="" type="checkbox"/>	

9.2. Battery Life/Thermal Test

Battery Charge Time	Actual		Spec.		Note
Windows XP SP3 Without running any Software	N/A	mins	N/A	mins	Power level 0% charge to 99%
Battery Thermal Test	N/A		N/A		(Power level charge to 99%)
Battery Life Time	Actual		Spec.		Note
Windows XP SP3 with Prime 95 Full Loading Test	N/A	mins	N/A	mins	Power used 99% to 0%
Windows XP SP3 Without running any Software	N/A	mins	N/A	mins	Power used 99% to 0%

9.3. Power Option Alarm Test

Low Battery Alarm Actions	Result			Note
	Pass	Fail	N/A	
Display low power message (Power level reach to 30%)	<input type="checkbox"/>	<input type="checkbox"/>	<input checked="" type="checkbox"/>	
Standby (Power level reach to 20%)	<input type="checkbox"/>	<input type="checkbox"/>	<input checked="" type="checkbox"/>	
Hibernate (Power level reach to 10%)	<input type="checkbox"/>	<input type="checkbox"/>	<input checked="" type="checkbox"/>	
Shut down (Power level reach to 3%)	<input type="checkbox"/>	<input type="checkbox"/>	<input checked="" type="checkbox"/>	