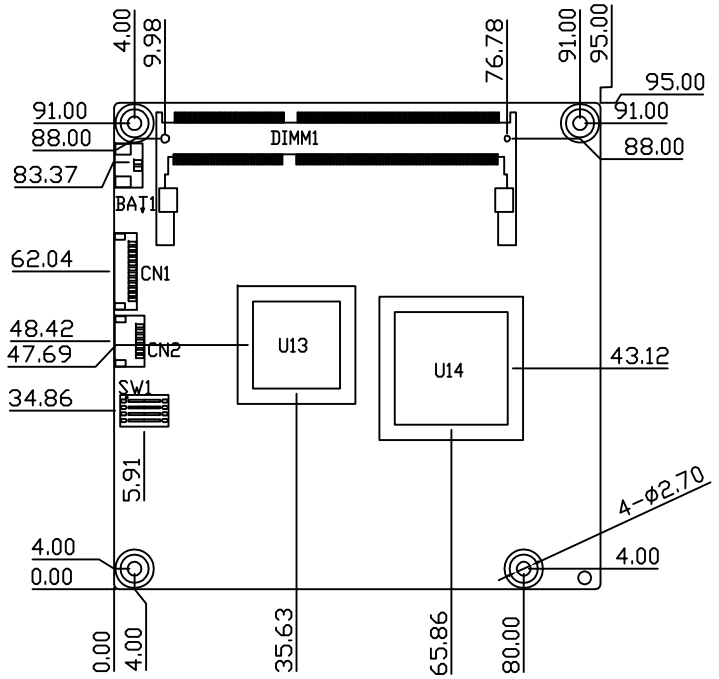
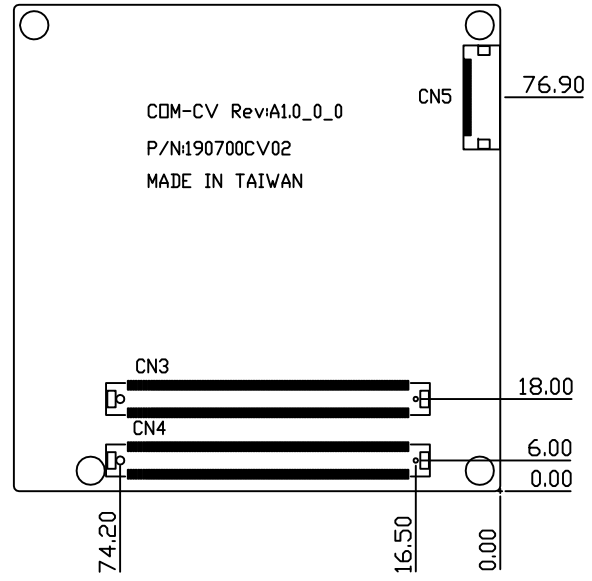
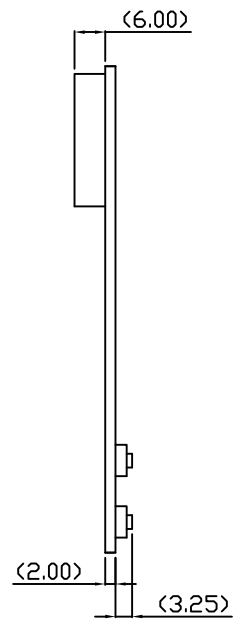


ITEM	DATE	REMARK	DESIGNED	APPROVED
1				
2				
3				



Component Side



Solder Side

NOTE:  
The Height of Cooling System Depends on Customer Cooling Device.

GENERAL TOL. >0 ±0.1 >10 ±0.2 >50 ±0.3 >200 ±0.5 >500 ±0.8	MATERIAL: PCB	PART No. 190700CV02			
	SPEC.: T=2.0	DWG No. 190700CV02			
ANGLE TOL. ±0.5°	FINISH: NA	APPROVED	CHECKED	DESIGNED	NAME PCB DRAWING
	UNIT: MM	SCALE: 1:1	WAYNE	GLEN WEN	MODEL No. COM-CV
			20120321	20120321	REV. A1.0 SHEET: 1 / 1