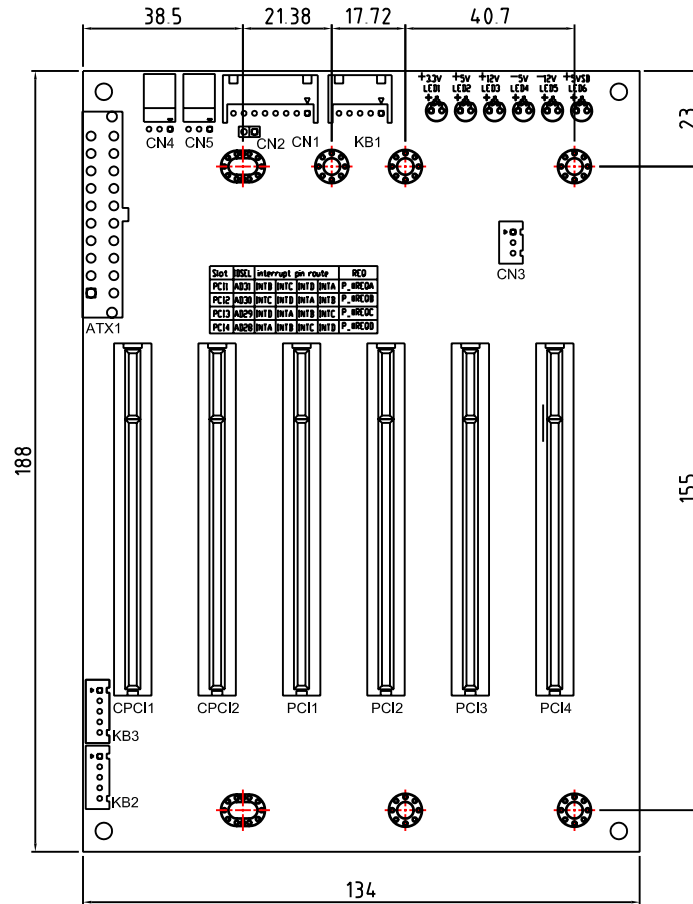
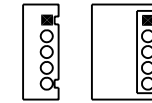


# BP-206SP-P4




## Keyboard (KB1,2,3)



- Pin1 : KB\_CLOCK
- Pin2 : KB\_DATA
- Pin3 : NC
- Pin4 : GND
- Pin5 : VCC

## Fan (CN4,5)



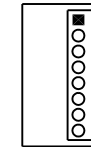
- Pin1 : GND
- Pin2 : +12V
- Pin3 : NC

## PS-ON (CN3)



- Pin1 : PS-ON
- Pin2 : GND
- Pin3 : +5VSB

## Alarm (CN1)



- Pin1 : +5VSB
- Pin2 : +12V
- Pin3 : +3.3V
- Pin4 : -12V
- Pin5 : +5V
- Pin6 : SMB\_CLK
- Pin7 : SMB\_DATA
- Pin8 : GND

## SMBus (CN2)



- Pin1 : SMB\_CLK
- Pin2 : SMB\_DATA

## PCI Routing Table

Slot	IDSEL	interrupt pin route				REQ
PCI1	AD31	INTB	INTC	INTD	INTA	P_#REQA
PCI2	AD30	INTC	INTD	INTA	INTB	P_#REQB
PCI3	AD29	INTD	INTA	INTB	INTC	P_#REQC
PCI4	AD28	INTA	INTB	INTC	INTD	P_#REQD

### Note:

- A. CPCI Slot only can use for PICMG\_PCI CPU card, another CPCI Slot can't use for standard PCI card in the meantime.
- B. PICMG\_PCI CPU card must intall on CPCI Slot.