# BP-206SG-P4

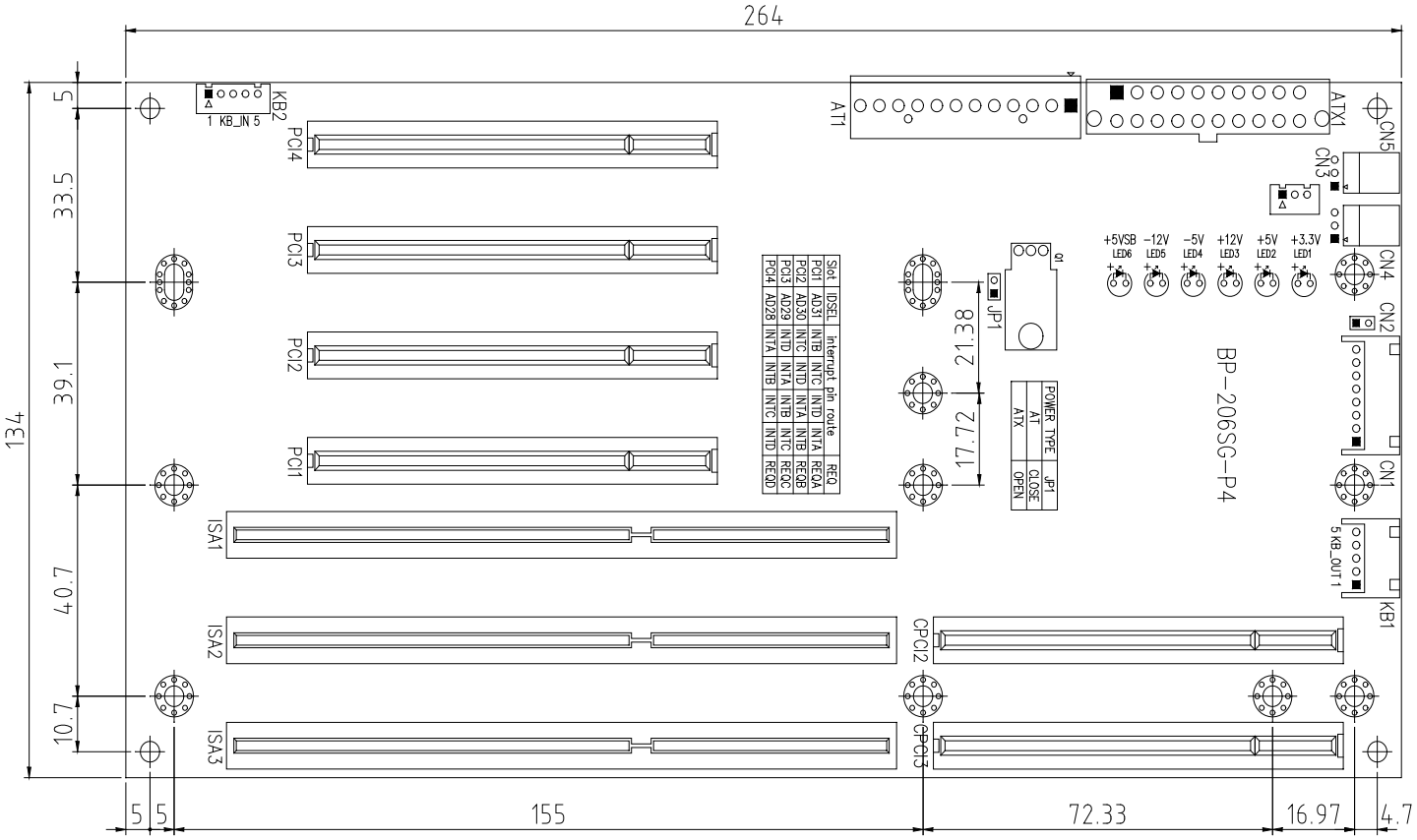


Keyboard (KB1,2)

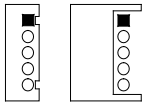

Pin1 : KB_CLOCK
Pin2 : KB_DATA
Pin3 : NC
Pin4 : GND
Pin5 : VCC

Fan (CN4,5)

Pin1 : GND
Pin2 : +12V
Pin3 : NC

PS-ON (CN3)

Pin1 : PS-ON
Pin2 : GND
Pin3 : +5VSB

Alarm (CN1)

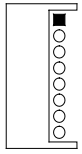

Pin1 : +5VSB
Pin2 : +12V
Pin3 : +3.3V
Pin4 : -12V
Pin5 : +5V
Pin6 : SMB_CLK
Pin7 : SMB_DATA
Pin8 : GND

SMBus (CN2)

Pin1 : SMB_CLK
Pin2 : SMB_DATA

**Note:**

**ATX Power Used:**

**1. PCI Slot 3.3V Power is Available**
**2. PICMG Slot 3.3V Power is AvailablePICMG**
**3. 3V Pin : A21,A27,A33,A39,A45,A53,B25,B31 ,B36,B41,B43,B54**

**AT Power Used:**

**1. No support for 3.3V PCI card when AT power supplyis used**
**2. No support 3.3V Powr for PICMG**
**3. If need 3.3V power , Must option JP1 Function**

## PCI Rounting Table

| Slot | IDSEL | interrupt pin route | | | | REQ |
|---|---|---|---|---|---|---|
| PCI1 | AD31 | INTB | INTC | INTD | INTA | REQA |
| PCI2 | AD30 | INTC | INTD | INTA | INTB | REQB |
| PCI3 | AD29 | INTD | INTA | INTB | INTC | REQC |
| PCI4 | AD28 | INTA | INTB | INTC | INTD | REQD |