






How to change Mini Card (Half Size) & Cfast to mSATA on GENE-BT05

1. Move the 1206 resistor (P/N:1050700002) right by original location. Move R38 to R11.




2. Move the 0402 resistors (P/N:105A700009) to Solder side.


- (a) Move R39 to R394.
- (b) Move R40 to R393.
- (c) Move R41 to R396.
- (d) Move R42 to R395.



How to change Mini Card (Half Size) & Cfast to mSATA on GENE-BT05



3. Move the 0402 capacitors.
(P/N:1129701791)
- (a) Move C394 to C495.
 - (b) Move C393 to C496.
 - (c) Move C392 to C500.
 - (d) Move C391 to C499.



4. Remove CFast Header and Push Ejector(CN33)
(P/N:1653924110&165390003B)