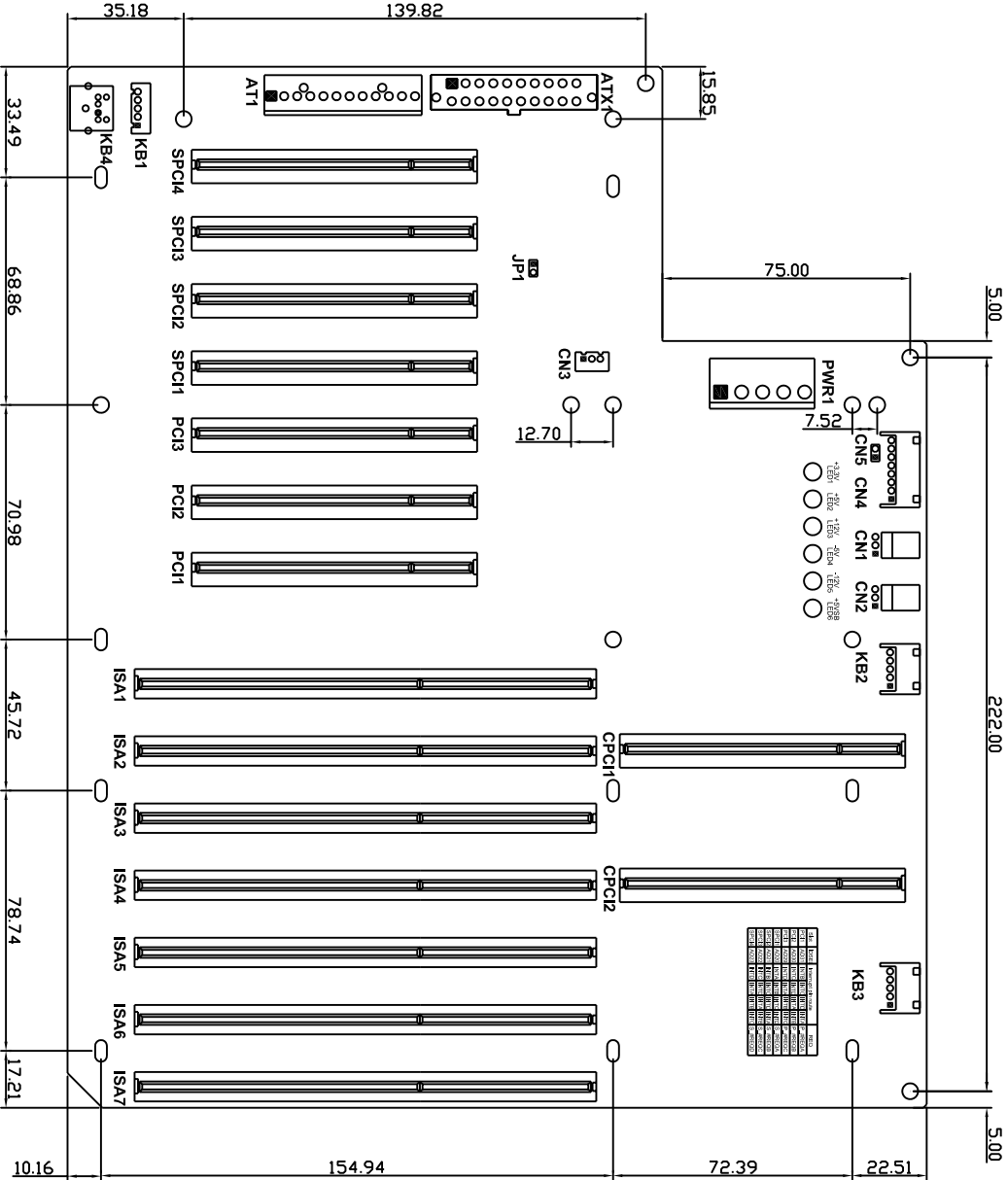


BP-214SG-P7



Note:

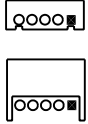
ATX Power Used:

- 1. PCI Slot 3.3V Power is Available
- 2. PICMG Slot 3.3V Power is AvailablePICMG
- 3.3V Pin : A21,A27,A33,A39,A45,A53,B25,B31,B36,B41,B43,B54

AT Power Used:

- 1. No support for 3.3V PCI card when AT power supplyis used
- 2. No support 3.3V Power for PICMG
- 3. If need 3.3V power , Must option JP1 Function

Keyboard (KB1,2,3)




- Pin1:KB_CLOCK
- Pin2:KB_DATA
- Pin3:NC
- Pin4:GND
- Pin5:VCC

Fan(CN1,2)



- Pin1:GND
- Pin2:+12V
- Pin3:NC

Alarm(CN4)



- Pin1:+5VSB
- Pin2:+12V
- Pin3:+3.3V
- Pin4:-12V
- Pin5:+5V
- Pin6:SMB_CLK
- Pin7:SMB_DATA
- Pin8:GND

PS-ON(CN3)



- Pin1:PS-ON
- Pin2:GND
- Pin3:+5VSB

SMBus(CN5)



- Pin1:SMB_CLK
- Pin2:SMB_DATA

PCI Rounting Table

Slot	IDSEL	Interrupt pin route	REQ
PCI1	AD31	INTB INTQ INTA P_#REQA	
PCI2	AD30	INTC INTD INTA INTB P_#RECB	
PCI3	AD29	INTD INTA INTB INTQ P_#REOC	
SPC11	AD20	INTA INTB INTQ INTD S_#REQA	
SPC12	AD21	INTB INTQ INTA INTA S_#RECB	
SPC13	AD22	INTC INTD INTA INTB S_#REOC	
SPC14	AD23	INTD INTA INTB INTQ S_#REOD	