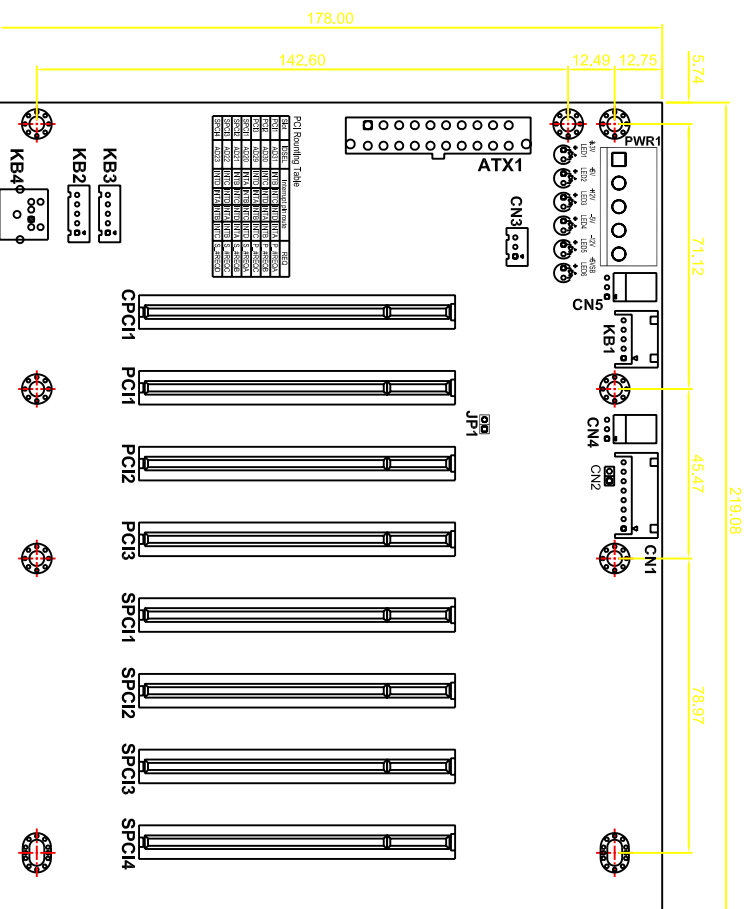


BP-208SP-P7-A10

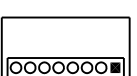


PCI Routing Table

Slot	INTA	INTB	INTC	INTD	INTE	INTF	INTG	INTH	INTI	INTJ	INTK	INTL
PCB1	NC	NC	NC	NC	NC	NC	NC	NC	NC	NC	NC	NC
PCB2	NC	NC	NC	NC	NC	NC	NC	NC	NC	NC	NC	NC
PCB3	NC	NC	NC	NC	NC	NC	NC	NC	NC	NC	NC	NC
PCB4	NC	NC	NC	NC	NC	NC	NC	NC	NC	NC	NC	NC

- Note:**
- ATX Power Used:**
1. PCI Slot 3.3V Power is Available
 2. PICMG Slot 3.3V Power is AvailablePICMG
 3. 3V Pin : A21,A27,A33,A39,A45,A53,B25,B31 , B36,B41,B43,B54

Alarm (CN1)



- Pin1 : +5VSB
- Pin2 : +12V
- Pin3 : +3.3V
- Pin4 : -12V
- Pin5 : +5V
- Pin6 : SMB_CLK
- Pin7 : SMB_DATA
- Pin8 : GND

SMBus (CN2)



- Pin1 : SMB_CLK
- Pin2 : SMB_DATA

PS-ON (CN3)



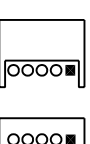
- Pin1 : PS-ON
- Pin2 : GND
- Pin3 : +5VSB

Fan (CN4,5)



- Pin1 : GND
- Pin2 : +12V
- Pin3 : NC

Keyboard (KB1,2,3)



- Pin1 : KB_CLOCK
- Pin2 : KB_DATA
- Pin3 : NC
- Pin4 : GND
- Pin5 : VCC

PCI Routing Table

Slot	IDSEL	interrupt pin route	REQ
PCI1	AD31	INTB INTC INTD INTA	P_#REQA
PCI2	AD30	INTC INTD INTA INTB	P_#REQB
PCI3	AD29	INTD INTA INTB INTC	P_#REQC
SPC1	AD20	INTA INTB INTC INTD	S_#REQA
SPC2	AD21	INTB INTC INTD INTA	S_#REQB
SPC3	AD22	INTC INTD INTA INTB	S_#REQC
SPC4	AD23	INTD INTA INTB INTC	S_#REQD