BP-208SG-P7

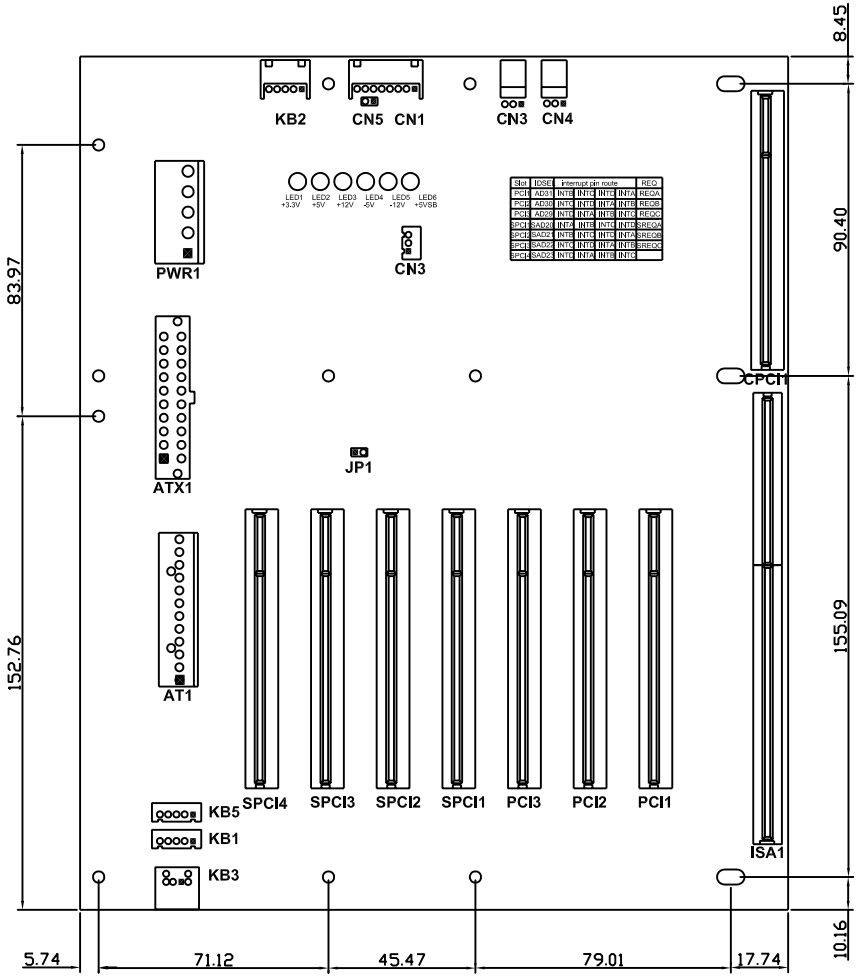

Keyboard (KB1,2)

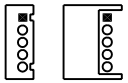

Pin1:KB_CLOCK
Pin2:KB_DATA
Pin3:NC
Pin4:GND
Pin5:VCC

Fan(CN2,4)

Pin1:GND
Pin2:+12V
Pin3:NC

Alarm(CN1)

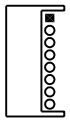

Pin1:+5VSB
Pin2:+12V
Pin3:+3.3V
Pin4:-12V
Pin5:+5V
Pin6:SMB_CLK
Pin7:SMB_DATA
Pin8:GND

PS-ON(CN3)

Pin1:PS-ON
Pin2:GND
Pin3:+5VSB

SMBus(CN5)

Pin1:SMB_CLK
Pin2:SMB_DATA

PCI Rounting Table

Slot	IDSEL	interrupt pin route				REQ
PCI1	AD31	INTB	INTC	INTD	INTA	REQA
PCI2	AD30	INTC	INTD	INTA	INTB	REQB
PCI3	AD29	INTD	INTA	INTB	INTC	REQC
SPCI1	SAD20	INTA	INTB	INTC	INTD	SREQA
SPCI2	SAD21	INTB	INTC	INTD	INTA	SREQB
SPCI3	SAD22	INTC	INTD	INTA	INTB	SREQC
SPCI4	SAD23	INTD	INTA	INTB	INTC	SREQD

Note:

ATX Power Used:

1. PCI Slot 3.3V Power is Available
2. PICMG Slot 3.3V Power is AvailablePICMG 3.3V Pin : A21,A27,A33,A39,A45,A53,B25,B31, B36,B41,B43,B54

AT Power Used:

1. No support for 3.3V PCI card when AT power supplyis used
2. No support 3.3V Powr for PICMG
3. If need 3.3V power , Must option JP1 Function