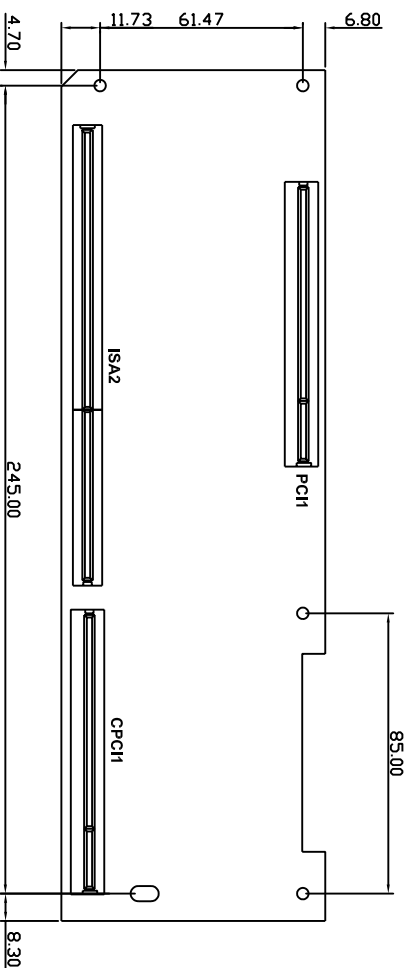
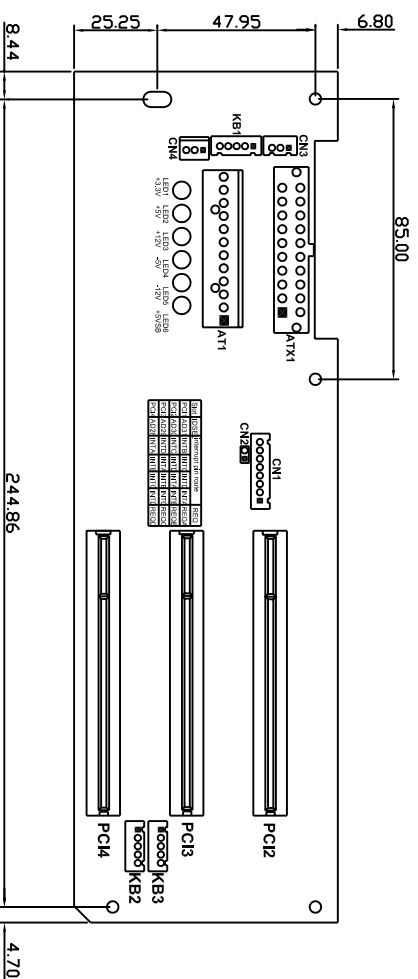


# BP-206V-G-P4



## Keyboard (KB1,2,3)



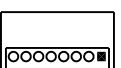
Pin1:KB\_CLOCK  
Pin2:KB\_DATA  
Pin3:NC  
Pin4:GND  
Pin5:VCC

## Fan(CN4)



Pin1:GND  
Pin2:+12V  
Pin3:NC

## Alarm(CN1)



Pin1:+5VSB  
Pin2:+12V  
Pin3:+3.3V  
Pin4:-12V  
Pin5:+5V  
Pin6:SMB\_CLK  
Pin7:SMB\_DATA  
Pin8:GND

## PS-ON(CN3)



Pin1:PS-ON  
Pin2:GND  
Pin3:+5VSB

## SMBus(CN2)



Pin1:SMB\_CLK  
Pin2:SMB\_DATA

## PCI Rounting Table

Slot	IDSEL	interrupt pin route	REQ
PCI1	AD31	INTB INTC INTD INTA	REQA
PCI2	AD30	INTC INTD INTA INTB	REQB
PCI3	AD29	INTD INTA INTB INTC	REQC
PCI4	AD28	INTA INTB INTC INTD	REQD

### Note:

#### ATX Power Used:

1. PCI Slot 3.3V Power is Available
2. PICMG Slot 3.3V Power is Available PICMG 3.3V Pin : A21,A27,A33,A39,A45,A53,B25,B31,B36,B41,B43,B54

#### AT Power Used:

1. No support for 3.3V PCI card when AT power supply is used
2. No support 3.3V Power for PICMG
3. If need 3.3V power , Must option JP1 Function