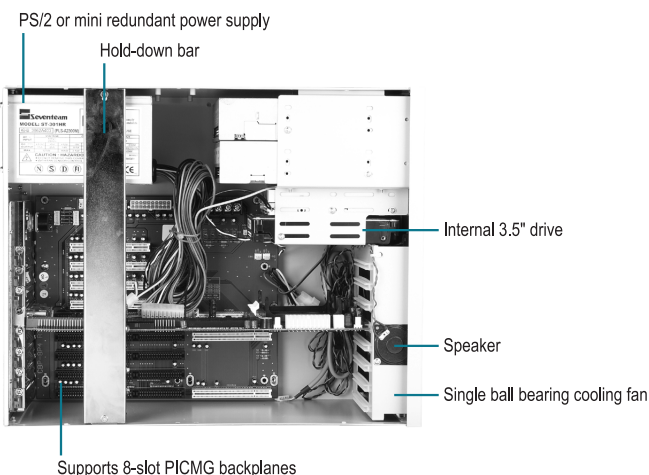
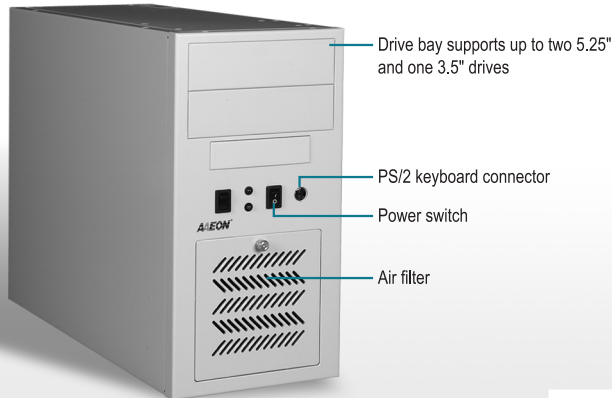


AMC-280

8-slot Wallmount Chassis

Industrial Computing Platform Partner



Features

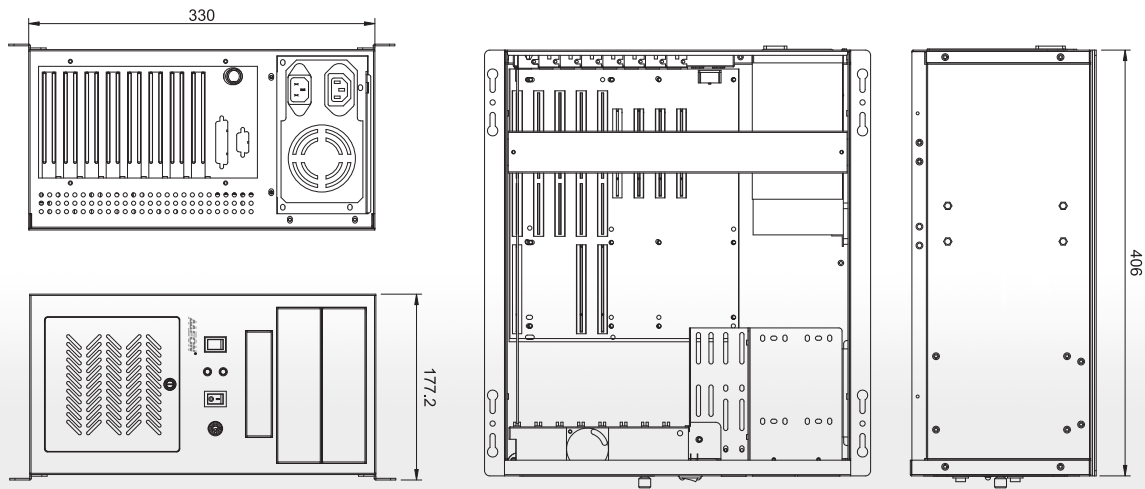
- 8-slot Wallmount Chassis
- Supports 8-slot ISA/PICMG Bus Passive Backplanes
- Supports Standard PS/2 AT/ATX and Mini-redundant Power Supplies
- One 3.5" Front Panel Disk Drive Bay for a Floppy Drive
- Two 5.25" Front Panels Disk Drive Bays for Removable Hard Disks or CD-ROMs
- One Internal 3.5" Disk Drive Bay for Hard Disks
- PS/2 Keyboard Connector on Front Panel

Specifications

Main Specifications	
Construction	Heavy-duty steel chassis
Storage	External: One 3.5" floppy drive Two 5.25" CD-ROMs or removable hard disk drive Internal: One 3.5" hard disk
System Fan	One 12cm ball bearing fan with removable filter
Front I/O panel	Power ON/OFF Switch x 1 Reset Button x 1 Power ON LED x 1 Hard Disk Drive Active LED x 1 PS/2 keyboard connector x 1
Rear I/O panel	AT keyboard connector x 1 Reserved cutout for DB-25 connector x 1
Color	White (Pantone 413C)
Dimensions	13" (W) x 16.1" (D) x 6.8" (H) (330mm x 408mm x 172mm)
Carton Size	18" (W) x 20.3" (D) x 11.1" (H) (457mm x 515mm x 281mm)
Net Weight	19.8lbs (9kg)
Gross Weight	22lbs (10kg)
Environmental	
Operating Temperature	32°F ~ 113°F (0°C ~ 50°C)
Storage Temperature	-4°F ~ 158°F (-20°C ~ 80°C)
Operating Humidity	10 ~ 90%
Storage Humidity	10 ~ 90% @ 40°C, non-condensing
Vibration	0.5G / 5 ~ 500Hz / operation (2.5" Hard Disk Drive) 1.5G / 5 ~ 500Hz / no operation
Shock	15G peak acceleration (11 m sec. duration), operation 30G peak acceleration (11 m sec. duration), non operation
EMC	CE/FCC Class A

Dimension

Unit: mm



Power Supply Options

Model Name	Description	Size
PW-P250-S-01	SPS 115/230V 250W AT PS2 Non-Power Factor Correcting	PS/2
PW-X250-S-00	SPS 115/230V 250W ATX PS2 Non-Power Factor Correcting	PS/2
PW-S250-S-00	SPS 115/230V 250W ATX PS2 Passive Power Factor Correcting	PS/2
PW-S300-S-00	SPS 115/230V 300W ATX PS2 Passive Power Factor Correcting	PS/2
PW-Z300-A-00	SPS 115/230V 300W ATX PS2 Active Power Factor Correcting	PS/2
PW-R400-A-00	SPS 100/240V 400W ATX Mini REDUNDANT*2	PS/2
PW-R460-A-00	SPS 100/240V 460W ATX Mini REDUNDANT*2	PS/2

Backplane Options

Model Name	Backplane Type	Slots						Power Connector	Configuration Standard
		Total	Master Slot	PCI	ISA	AGP	System		
BP-208SG-P4-A11-01	PICMG	8	2	4	3	0	Single	ATX, AT	PICMG
BP-208SG-P7-A11-01	PICMG	8	1	7	0	0	Single	ATX, AT	PICMG
BP-208SI-V60	ISA	8	8	0	8	0	Single	AT	ISA

Full-size CPU Card Options

CPU Card	CPU Level
SBC-860	Socket 478 P4/Celeron (.18 μ / .13 μ) up to 3.06GHz (400/533)
SBC-780	Socket 370 PIII/Celeron (.18 μ / .13 μ) up to 1.4GHz (66/100/133)
FSB-865G	Socket 478 P4/Celeron (.18 μ / .13 μ) up to 3.2GHz (400/533/800)
FSB-860B	Socket 478 P4/Celeron (.18 μ / .13 μ) up to 3.06GHz (400/533)

Ordering Information

Model Name	Description
AMC-280-W	8-slot, Wallmount Bare Chassis, for PS2 Power, PS_SW(ATX), Color: White
AMC-280G4-S25-W	AMC-280-W Wallmount Chassis, W/BP-208SG-P4, W/250 W Passive Power Factor Correcting ATX, Color: White
ARS-280G4-860-S25-W	AMC-280-W Wallmount Chassis, W/SBC-860, W/BP-214SG-P4, W/250W Passive Power Factor Correcting ATX, Color: White

- 1 Full-size SBC
- 2 Half-size SBC
- 3 Embedded Motherboards
- 4 Mini PCI Modules
- 5 Industrial backplanes
- 6 Industrial Chassis
- 7 Sun-readable LCD Monitors
- 8 Accessories