AAEON®
an ASUS assoc. co.
www.aaeon.com

Your Smart Computing Partner

AIOT SOLUTIONS

2022 PRODUCT CATALOG

Table of Contents

00 Introduction

About AAEON	00-1
Milestones	00-3
Operation Strength	00-4
OEM/ODM Capability	00-4
Core Competence	00-5
Quality Assurance	00-6
AAEON AI Website	00-7
AAEON eShop	00-8
Applications	00-9
IoT Solutions	00-13
OMNI Modular Builder	00-17
Design Manufacturing Service	00-19
Wide Temperature Assurance Service (WiTAS)	00-20
AAEON's Embedded OS Solution	00-21
AAEON Hi-Supervisor	00-22
AAEON Hi-Safe	00-23
AAEON Hi-Manager	00-24
AAEON HERO Software Solutions	00-25
HERO DMC Edge Server	00-27
HERO SDK	00-29
AAEON Customized Linux(ACLinux) Service	00-31
AAEON BIOX	00-33
System Product Lines	00-34

Table of Contents

01 AI@Edge Solutions

BOXER-8120AI	AI@Edge Fanless Embedded Box PC with NVIDIA Jetson TX2, 4 GbE LAN Ports	01-1
BOXER-8221AI	AI@Edge Compact Fanless Embedded BOX PC with NVIDIA Jetson Nano	01-3
BOXER-8222AI	AI@Edge Fanless Embedded Box PC with NVIDIA Jetson Nano, PD Port	01-5
BOXER-8223AI	AI@Edge Compact Fanless Embedded BOX PC with NVIDIA Jetson Nano	01-7
BOXER-8230AI	AI@Edge Compact Fanless Embedded BOX PC with NVIDIA® Jetson™ TX2 NX	01-9
BOXER-8233AI	AI@Edge Compact Fanless Embedded BOX PC with NVIDIA Jetson TX2 NX	01-11
BOXER-8233AI	AI@Edge Compact Fanless Embedded BOX PC with NVIDIA® Jetson™ TX2 NX	01-13
BOXER-8240AI	AI@Edge Fanless Embedded Box PC with NVIDIA AGX Xavier	01-15
BOXER-8250AI	AI@Edge Fanless Embedded Box PC with NVIDIA Jetson Xavier NX, 5 GbE LAN Ports	01-17
BOXER-8251AI	AI@Edge Compact Fanless Embedded BOX PC with NVIDIA Jetson Xavier NX	01-19
BOXER-8253AI	AI@Edge Compact Fanless Embedded BOX PC with NVIDIA® Jetson Xavier™ NX	01-21
BOXER-8254AI	AI@Edge Compact Fanless Embedded BOX PC with NVIDIA Jetson Xavier NX	01-23
BOXER-8320AI	AI@Edge Din Rail Mount Embedded BOX PC with Dual Intel® Movidius™ Myriad™ VPUs & Intel® Core™ i3-6100U Processor	01-25
BOXER-8521AI	AI@Edge Compact Fanless Embedded BOX PC with Google Edge TPU	01-27
BOXER-8332AI-CFL	High Computing Power AI Edge Server with 8th/9th Generation Intel® Processor & Nvidia T4	01-29
VPC-3350AI	Multi-PoE & Fanless Appliance with Intel® Atom™ Processor & Intel® Movidius™ Myriad™ VPU	01-31

02 IoT Gateway & Protocol Expansion

AIOT-IP6801	IP68 Gateway System	02-1
AIOT-AIVD	AI IoT Video Analysis Gateway	02-3
SRG-3352	Standard IoT Gateway System With Onboard ARM Cortex-A8 800 MHz RISC Processor	02-5
SRG-3352C	Standard IoT Gateway System With Onboard ARM Cortex-A8 800 MHz RISC Processor	02-7
SRG-IMX8P	Standard IoT Gateway with ARM i.MX8M Plus Quad-Core Cortex-A53 1.6GHz Processor	02-9
SRG-ADIO	Standard IoT Gateway System With ADC and Digital I/O Function	02-11
SRG-ACAN	Standard IoT Gateway System With Switchable RS-232/422/485, ADC, CANBus Function	02-13
SRG-TG01	Standard IoT Gateway System with 11th Generation Intel® Core™ i7/i5/i3/Celeron® Processor SoC	02-15
SRG-APL	Standard IoT Gateway System with Intel Atom X5-E3940 Processor SoC	02-17
SRG-M041	Gateway System with ARM Cortex M4F 180MHz	02-19
SRG-CM4	Standard Gateway Board With Broadcom BCM2711 Quad-Core Cortex-A72 SoC @ 1.5GHz	02-21

03 Vision System BOX PC & Frame Grabber Card

BOXER-6405M	Fanless Compact Embedded Computer with Intel® Celeron®/Pentium® Processor	03-1
BOXER-6404M	Wide Temperature Compact Embedded Box PC with LAN x 4, HDMI x 2, Intel® Celeron® J1900/N2807 Processor SoC	03-3
BOXER-6841M-A1	Vision System Embedded Box PC with 6th / 7th Generation Intel® Core™ Desktop Processor	03-5
BOXER-6841M-A2	Vision System Embedded Box PC with 6th / 7th Generation Intel® Core™ Desktop Processor	03-7
BOXER-6841M-A3	Vision System Embedded Box PC with 6th / 7th Generation Intel® Core™ Desktop / Xeon® server-grade Processor	03-9
BOXER-6841M-A4	Vision System Embedded Box PC with 6th/7th Generation Intel® Core™ Desktop / Xeon® server-grade Processor	03-11
BOXER-6841M-A5	Vision System Fanless Embedded Box PC with 6th/ 7th Generation Intel® Core™ Desktop / Xeon® server-grade Processor	03-13
BOXER-6841M-A6	Vision System Fanless Embedded Box PC with 6th/ 7th Generation Intel® Core™ Desktop / Xeon® server-grade Processor	03-15
BOXER-6841M-A7	Vision System Embedded Box PC with 6th/ 7th Generation Intel® Core™ Desktop / Xeon® server-grade Processor	03-17

Table of Contents

BOXER-6842M	Fanless Embedded Controller with 8th/9th Generation Intel® Processor	03-19
BOXER-6639M	Vision System Fanless Embedded Box PC with 6th/ 7th Generation Intel® Core™ Desktop Processor and PoE	03-21
Accessories		
9741681003	DIN Rail Mounting Kit	03-23
PER-T479	Port USB 3.2 Gen 1 PCI-E [x4] Frame Grabber Card	03-24
PER-T481-A10/A20/A30/A40	4-Port/ 2-Port Intel® GbE LAN/ PoE PCI-E [x4] Frame Grabber Card	03-25
PER-T499	2-Port USB 3.1 PCI-E [x4] Frame Grabber Card	03-26
PER-T500	2-Port USB 3.2 Gen 1 PCI-E [x1] Frame Grabber Card	03-27
PER-T514	2 Ports Intel® 10GbE LAN PCI-E [x4] Frame Grabber Card	03-28

04 Compact Fanless BOX PC Solutions

BOXER-6616	Fanless Embedded Box PC with Intel® Celeron® Processor N3350/N4200	04-1
BOXER-6615	Fanless Embedded Box PC with Intel® Pentium® N3710, 1.6 GHz	04-3
BOXER-6614	Fanless Embedded Box PC with Intel® Celeron® N2930 Quad Core 1.83 GHz/ Celeron® N2807 Dual Core 1.58 GHz	04-5
BOXER-6643-TGU	Fanless Embedded Box PC 11th Generation Intel® Core™ SoC Processor	04-7
BOXER-6642-CML	Fanless Embedded Box PC with Socket Type 10th Generation Intel® Core™ Processor	04-9
BOXER-6641	Fanless Embedded Box PC with Socket Type 8th Generation Intel® Processor	04-11
BOXER-6640	Fanless Embedded Box PC with 6th/7th Generation Intel® Core™ Desktop Processor and GbE	04-13
BOXER-6639	Fanless Embedded Box PC with Socket Type 6th Generation Intel® Processor and Q170 Chipset	04-15
BOXER-6638U	Fanless Embedded Box PC with 5th Generation Intel® Core™ i3 Processor SoC	04-17
BOXER-6645-ADS	Fanless Embedded Box PC with Socket Type 12th Generation Intel® Processor	04-19
Accessories		
9741681003	DIN Rail Mounting Kit	04-21

05 Ultra Slim Fanless BOX PC Solutions

BOXER-6405	Fanless Compact Embedded Computer with Intel® Celeron/Pentium™ Processor	05-1
BOXER-6404U	Compact Embedded Box PC with Intel® Celeron® Processor SoC	05-3
BOXER-6404	Compact Embedded Box PC with LAN x 4, HDMI x 2, Intel® Celeron® J1900/N2807 Processor SoC	05-5
BOXER-6404WT	Wide Temperature Compact Embedded Box PC with Intel® Celeron® J1900/ N2807 Processor SoC	05-7
BOXER-6450-TGU	Fanless Compact Embedded Computer with 11 Generation Intel® Core™ i7/i5/i3/Celeron Processor	05-9

06 Din Rail Fanless BOX PC

BOXER-6750	Din Rail Mount Embedded BOX PC with 6th/7th Generation Intel® U Series Processor	06-1
BOXER-6710	Din Rail Mount Embedded BOX PC with Intel® Atom™ Processor N4200 or N3350	06-3

07 Expandable Fanless BOX PC Solutions

BOXER-6839	Expandable Fanless Embedded Box PC with 6th/ 7th Generation Intel® Core™ Desktop Processor	07-1
BOXER-6839-CFL	Fanless Embedded Box PC with Socket Type 8th/9th Generation Intel® Processor	07-3
BOXER-6840-CFL	High Computing Power Embedded Controller with 8th/9th Generation Intel® Processor	07-5

08 Transportation BOX PC Solutions

BOXER-6313U	In-Vehicle Box PC with Intel® Atom™ E3845, 1.91 GHz Processor	

Table of Contents

09 Multi-PoE & Fanless Appliance

VPC-5600S	Multi-PoE & Fanless Appliance with 7th Generation Intel® Processor	09-1
VPC-3350S	Multi-PoE & Fanless Appliance with Intel® Pentium®/ Celeron®/ Atom™ Processor	09-3
VPC-3300S	Multi-PoE & Fanless Appliance with Intel® Celeron® J1900 Processor SoC	09-5
VPC-5620S	Multi-PoE & Fanless Appliance with 8th Generation Intel® Processor	09-7
VPC-5630S	Multi-PoE & Fanless Appliance with 11th Generation Intel® Processor	09-9

10 Ultra-Slim Multi-Touch Panel Solutions

ACP Series

ACP-1106	10.1" WXGA Multi-Touch Panel PC With Intel® Pentium® N4200/ Celeron® N3350 Processor	10-1
ACP-1104	10.1" WXGA Ultra-slim Fanless Multi Touch Panel PC w/ Intel® Celeron® J1900/ N2807 Processor	10-3
ACP-1107	10.1" WXGA Multi-Touch Panel PC with Intel® 11th Gen Pentium/Celeron Processor	10-5
ACP-1108	10.1" WXGA Multi-Touch Panel PC with Nvidia Jetson Nano	10-7
ACP-1076	7" SWXGA Multi-Touch Panel PC with Intel® Pentium® N4200/ Celeron® N3350 Processor	10-9
ACP-1074	7" Ultra-Slim Fanless Multi-Touch Pnael PC with Intel® Celeron® J1900/N2807	10-11

OMNI Series

OMNI-2155-CML	15.6" HMI Panel PC with 10th Generation Intel® Core™ / Celeron® Processor	10-13

11 OMNI Series : Modular Builder

Panel Kit

OMNI-215D	15.6" OMNI Modular Touch/ LCD Panel Kit	11-1
OMNI-221D	21.5" OMNI Modular Touch/ LCD Panel Kit	11-3
OMNI-310D	10.4" OMNI Modular Touch/ LCD Panel Kit	11-5
OMNI-312D	12.1" OMNI Modular Touch/ LCD Panel Kit	11-7
OMNI-315D	15" OMNI Modular Touch/ LCD Panel Kit	11-9
OMNI-317D	17" OMNI Modular Touch/ LCD Panel Kit	11-11
OMNI-319D	19" OMNI Modular Touch/ LCD Panel Kit	11-13
OMNI-312OPD	12.1" OMNI Modular Open Frame Touch/ LCD Panel Kit	11-15
OMNI-315OPD	15" OMNI Modular Open Frame Touch/ LCD Panel Kit	11-17

BOX Kit

OMNI-BT CPU BOX	OMNI Series Modules- CPU BOX Kit	11-19
OMNI-SKU CPU BOX	OMNI Series Modules- CPU BOX Kit	11-21
OMNI-ADB-KIT	Display BOX Kit, DC 12~30V	11-23

I/O Modules

9741215501	Mini PCIe Slot x 2, for OMNI Panel PC Only	11-25
9741215502	Gigabit Ethernet x 2, for OMNI Panel PC only	11-25
9741215506	DIO without Isolation x 8, for OMNI Panel PC only	11-26
9741215508	MIC-In x 1, Line-out x 1, for OMNI Panel PC only	11-26
9741215510	10/100 Ethernet x 2, for OMNI Panel PC Only	11-27
9741215512	WiFi 802.11 b/g/n Module	11-27
9741215513	RS-485/422/232 Module	11-28
9741215515	OMNI USB/COM/LAN Module	11-28
9741215516	OMNI COM x 4 Module	11-29
9741215517	OMNI Isolated COM Module	11-29
9741215518	OMNI COM, DIO Module	11-30

Table of Contents

12 OMNI Series : Modular Touch Panel Solutions

OMNI-2155-BT	15.6" Modular HMI Panel PC with Intel® Celeron® J1900/ N2807 Processor	12-1
OMNI-3105-BT	10.4" Modular HMI Panel PC with Intel® Celeron® J1900/ N2807 Processor	12-3
OMNI-3125-BT	12.1" Modular HMI Panel PC with Intel® Celeron® J1900/ N2807 Processor	12-5
OMNI-3155-BT	15" Modular HMI Panel PC with Intel® Celeron® J1900/ N2807 Processor	12-7
OMNI-3175-BT	17" Modular HMI Panel PC with Intel® Celeron® J1900/ N2807 Processor	12-9
OMNI-3195-BT	19" Modular HMI Panel PC with Intel® Celeron® J1900/ N2807 Processor	12-11
OMNI-2155-SKU	15.6" Modular HMI Panel PC with 6th Generation Intel® Core™ i5-6300U/ Celeron® 3955U Processor	12-13
OMNI-2215-SKU	21.5" Modular HMI Panel PC with 6th Generation Intel® Core™ i5-6300U/C-3955U Processor	12-15
OMNI-3125-SKU	12.1" Modular HMI Panel PC with 6th Generation Intel® Core™ i5-6300U/C-3955U Processor	12-17
OMNI-3155-SKU	15" Modular HMI Panel PC with 6th Generation Intel® Core™ i5-6300U/C-3955U Processor	12-19
OMNI-3175-SKU	17" Modular HMI Panel PC with 6th Generation Intel® Core™ i5-6300U/C-3955U Processor	12-21
OMNI-3195-SKU	19" Modular HMI Panel PC with 6th Generation Intel® Core™ i5-6300U/C-3955U Processor	12-23

13 OMNI Series : Modular Display Solutions

OMNI-215M	15.6" Touch Display Monitor, DC 12~30V	13-1
OMNI-221M	21.5" Touch Display Monitor, DC 12~30V	13-3
OMNI-310M	10.4" Touch Display Monitor, DC 12~30V	13-5
OMNI-312M	12.1" Touch Display Monitor, DC 12~30V	13-7
OMNI-315M	15" Touch Display Monitor, DC 12~30V	13-9
OMNI-317M	17" Touch Display Monitor, DC 12~30V	13-11
OMNI-319M	19" Touch Display Monitor, DC 12~30V	13-13

14 UP Systems

UP-GWS01	Tiny Gateway System with UP Board	14-1
UPS-GWS01	Tiny Gateway System with UP Squared	14-3
UPX-Edge	UP Xtreme Edge Computing System	14-5
UP Xtreme i11 EDGE	UPX-EDGE i11 system is powered by 11th Generation Intel® Core™ i7/i5/i3/Celeron® Processor SoC (formerly Tiger Lake UP3)	14-7
UPN-Edge Pro	UP Squared Pro EDGE System with Intel® Pentium® N4200/ Celeron® N3350/ Atom™ E3950 Processor SoC	14-9
UPN-Edge Pro 2	UP Squared 6000 System with Intel® Atom® x6000E Pentium® Celeron® Processor SoC	14-11

15 Turn-Key Chassis Solutions

ACS-1U01-BT4	Fanless Solution with Intel® Atom™ J1900/ N2807 Processor	15-1
ACS-1U01-H110B	Mini-ITX 1U Chassis with 6th Generation Intel® Processor	15-3
ACS-1U01	Low-profile Mini-ITX Embedded Chassis	15-5

16 Industrial Chassis - Rackmount

ARC-645	4U 14-Slot Rackmount Chassis, Full-Size/ Half-Size CPU Cards Support	16-1
ARC-645M	4U Rackmount Chassis, Industrial Main Board Support	16-3
ARC-625M	2U 3-Slot Rackmount Chassis, Main Board Support	16-5

17 Industrial Chassis - Wallmount

AMC-280M	7-Slot Wallmount Chassis, Industrial Main Board Support	17-1
AEC-206	6-Slot Wallmount Chassis, Full-Size/ Half-Size CPU Cards Support	17-3



About AAEON

A Leader and Partner in Embedded Computing Platforms

We have a relentless drive for excellence and passion for unsurpassed service.

Established in 1992, AAEON is one of the leading designers and manufacturers of professional intelligent IoT solutions and advanced industrial computing platforms today. Committed to innovative engineering, AAEON provides integrated solutions including industrial motherboards and systems, industrial displays, rugged tablets, embedded controllers, network appliances and related accessories. We also work with premier OEM/ODMs and system integrators around the world. Offering x86-based platforms from Intel® Atom™ all the way to Intel® Xeon processors, and in desktop, 1U and 2U form factors, AAEON's team of experienced engineers has helped dozens of companies around the globe deploy reliable appliances with faster times to market and lower development costs based on state-of-the-art hardware platforms, unmatched service quality and long-term support.

As an Associate Member of the Intel® Internet of Things Solutions Alliance, AAEON offers customized end-to-end services from initial product conceptualization and board product development to mass manufacturing and after-sales service programs.

At AAEON, we take the environment seriously, and all of our products are compliant with RoHS regulations. We are dedicated to the sustainability of the Earth, and all of our products conform to applicable laws and regulations.

AAEON Core Values

Reliability:

Delivering dependable products in a timely manner

Integrity:

Valuing business integrity and ethics

Innovation:

Turning cutting-edge concepts into reality

Note: All specifications are subject to change without notice.

About AAEON



System Level Products

AAEON is committed to delivering high-quality intelligent system products, such as Rugged Panel PCs, Expandable Industrial Computers, Full HD Infotainment Displays, Rugged Tablets, Embedded PCs and related accessories, for use in all aspects of sectors including Digital Signage, Transportation, Industrial Automation, Healthcare, Hospitality, Harbor/Marine, Military/Government, Public Safety and Energy.

AAEON has the capability to customize services for a range of embedded computers and system products according to customer requirements and specifications. To help large customers with volume production, AAEON also provides an end-to-end Design Manufacturing Service (DMS) that begins with design and goes through to contract manufacturing. Quality assurance of our system products ensures excellent product performance and is the key to our success and growing global customer base.

Board Level Products

Embedded boards are the beating heart of every computer system. AAEON offers a diverse range of different embedded boards to consolidate your systems. Our products include Compact Boards, 3.5” Sub-Compact Boards, EPIC boards, PICO-ITX boards, COM Express Modules, PC/104 Modules, PC/104 Peripheral Modules, IoT Node/Gateway Boards, and full-sized & half-sized SBCs.

With the advent of the fourth industrial revolution, more commonly known as Industry 4.0, the optimization of automation processes and productivity is becoming more relevant than ever before. Embedded single boards provide an easily configurable and efficient solution to consolidating industrial platforms and infrastructure in fields such as smart cities, smart building management, smart transportation, energy-efficient grids, POS and digital signage, and the medical industry.

AAEON’s boards are designed for superior environmental resilience. The WiTAS (Wide Temperature Assurance Services) line can be used within a temperature range of -40°C~85°C and is specifically built to combat harsh environments, operating at peak efficiency in both bitterly cold and blisteringly hot spaces. Our WiTAS products are also ideal for IoT uses and are designed for minimum maintenance and maximum ruggedness.

Milestones

2021
- AAEON awarded 2021 System Integration Outbound Award
- AAEON awarded 2021 COMPUTEX d&i Awards
- AAEON awarded the 30th Taiwan Symbol of Excellence Award
- AAEON awarded the 26th National Quality Award

2020
- AAEON awarded the 29th Taiwan Symbol of Excellence Award

2019
- AAEON awarded two 2019 COMPUTEX d&i Awards
- AAEON awarded the 28th Taiwan Symbol of Excellence Award

2018
- AAEON awarded a 2018 Vision Systems Design Award
- AAEON awarded three 2018 COMPUTEX d&i Awards
- AAEON awarded the 27th Taiwan Symbol of Excellence Award

2017
- AAEON awarded the 26th Taiwan Symbol of Excellence Award
- AAEON went public on the Taiwan Stock Exchange
- AAEON awarded a 2017 COMPUTEX d&i Award
- AAEON awarded the 2017 Smart City Innovative Application Award

2016
- AAEON awarded the 25th Taiwan Symbol of Excellence Award
- AAEON awarded a 2016 ICT Month Innovative Elite Top 100 Award
- AAEON awarded the 2016 Excellence in Corporate Social Responsibility Award
- AAEON awarded a 2016 outstanding Enterprises of the Year Golden Peak Award
- AAEON awarded the Transcend Most Valued Partner Award

2015
- AAEON awarded the 23rd Taiwan Symbol of Excellence Award
- AAEON awarded the Microsoft Partner of Year 2015 Award
- AAEON awarded the Outstanding Business Achievement Award

2014
- AAEON awarded the 22nd Taiwan Symbol of Excellence Award
- AAEON awarded the Intel® IoT Solutions Alliance Member Performance Award

2013
- AAEON awarded the Computex Taipei 2013 Best Choice of the Year Award
- AAEON awarded the 21st Taiwan Symbol of Excellence Award
- AAEON awarded the Microsoft Silver Partner Award

2012
- AAEON awarded the Computex Taipei 2012 Best Choice Award of the Year Golden Award
- AAEON awarded the 20th Taiwan Symbol of Excellence Award
- AAEON awarded the Microsoft® Windows® Embedded Partner of Year 2012
- AAEON awarded the Intel® Best Customer Award

2011
- AAEON awarded the Taiwan Excellence Achievement Award
- AAEON awarded the 19th Taiwan Symbol of Excellence Award
- AAEON awarded the Siemens Star Supplier 2011 Award
- AAEON awarded the Computex Taipei 2011 Best Choice of the Year Award
- AAEON joined ASUSTeK Computer Inc. (ASUS)

2010
- AAEON awarded the 18th Taiwan Symbol of Excellence Award
- AAEON awarded the 2009 Growth in Intel® Atom™ Co-selling Award

2009
- AAEON awarded the Taiwan Superior Brand Award
- AAEON awarded the 17th Taiwan Symbol of Excellence Award
- AAEON awarded the 17th MOEA's Joint Award

2008
- AAEON awarded the Intel® Marketing Development Funds Award of Excellence
- AAEON awarded the 8th Industrial Sustainable Excellence Award
- AAEON awarded the 16th Taiwan Symbol of Excellence Award
- AAEON awarded the INFO TECH 100 TAIWAN Award

2007
- AAEON awarded the Intel® Marketing Development Funds Award of Excellence
- AAEON awarded the Intel® Greatest Co-Selling Growth Award of Excellence
- AAEON received ISO 13485 medical certification
- AAEON awarded the 15th Taiwan Symbol of Excellence Award
- AAEON awarded the Computex Taipei Best Choice of the Year Award

2006
- AAEON awarded the 14th Taiwan Symbol of Excellence Award

2005
- AAEON awarded the Computex Taipei Best Choice of the Year Award
- AAEON established a U.S. West Coast sales office in Brea, California
- AAEON moved its European branch to the Netherlands

2004
- AAEON Technology (Su Zhou factory) received 3C and ISO-9001 certification
- AAEON set up a Singapore office

2003
- AAEON became an Associate Member of the Intel® Embedded Alliance

2002
- AAEON received TL9000-H certification
- AAEON became a member of the Intel® ACPP Program

2001
- AAEON Technology Inc. was established in Su Zhou, China
- AAEON became a publicly traded company on the Taiwan Stock Exchange
- AAEON set up a European office in Limburg, Germany

2000
- AAEON acquired Astech Technology Inc. to form the core of its panel PC Division

1999
- AAEON was listed as an OTC (Over The Counter) stock company
- The AAEON Foundation was established to promote humanitarian work and technological education

1998
- AAEON established sales offices in Europe and China

1997
- AAEON-USA, the premier off-shore branch office was established in New Jersey

1992
- AAEON established its first office in Taipei, Taiwan

Note: All specifications are subject to change without notice.

A member of the ASUS Group: A strong high-tech conglomerate

ASUS Technology and Financing

AAEON Design Flexibility and Domain Know-how

OEM/ODM Capability

The OEM/ODM service has been a key factor in AAEON's phenomenal growth over the past 10 years. AAEON offers design services for full custom requirements as well as modification services for its off-the-shelf products. Whatever you need, AAEON has the experience and expertise to help you create or modify products to perfectly fit your requirements.

Core Competence

Product Innovation

AAEON's integration expertise is integral to product designs that have the most desirable built-in features, saving customers valuable design and customization time. AAEON's OEM/ODM capabilities help us meet customers' exact specifications and requirements. In addition, AAEON has invested aggressively in R&D capabilities and will continue to do so to maintain a competitive advantage for new designs. In cooperation with premier technology vendors, AAEON participates in vendor early access programs to provide the latest technology to its customers.

Market Focus

AAEON has established a worldwide reputation for exceptional domain know-how. This expertise has enabled AAEON to secure a solid position in Machine and Factory Automation, as well as the Chemical Industry. Additionally, AAEON's cutting edge products meet the specific requirements of the Digital Signage, Transportation, Industrial Automation, Medical, Harbor/Marine, Military/Government, Public Safety and Energy sectors.

R&D Strength

AAEON takes great pride in its World Class R&D aptitudes. With more than 20% of AAEON's workforce employed in R&D and 10% of annual sales revenue invested in this field, AAEON is prepared to handle the most demanding designs based on the latest technologies. With our strong background in innovation, AAEON has been granted a raft of design patents around the world.

Design Capability

From our core competence of single board computer design, AAEON has expanded its capabilities to award-winning Panel PC System Design, BIOS Engineering with multi-vendor expertise, Mechanical Design, Peripheral Device Design, Design Verification and in-house EMI/EMC Debugging.

Manufacturing Capability

AAEON has manufacturing facilities located in Taipei, Taiwan and Suzhou, China. To become the leading supplier of Industrial Computers, AAEON has created manufacturing facilities with flexible layouts and expansion capabilities to easily address the demand for increased production capacity. Drawing upon the skills of its professional and experienced personnel to develop an efficient production system, AAEON has the ability to respond rapidly to customer requests for standard or customized IPC products.

Note: All specifications are subject to change without notice.

Quality Assurance

AAEON's Quality Assurance Closed Loop Feedback System provides solid and consistent feedback through the design, manufacturing and service stages to ensure continuous progress and meet customer expectations. The three stages of the Quality Assurance System are Design Quality Assurance (DQA), Manufacturing Quality Assurance (MQA) and Service Quality Assurance (SQA).

DQA

Design Quality Assurance starts at the conceptual stage of a project and covers the product development stage to ensure the utmost quality throughout the process. AAEON's safety and environmental test labs ensure our products meet the requirements of CE/UL/FCC/CCC standards. All AAEON products go through an extensive and comprehensive test plan for compatibility, function, performance and usability. Therefore, AAEON customers can always expect to receive well-designed, high-quality products.

MQA

Manufacturing Quality Assurance is carried out in accordance with ISO 9001, ISO 13485, ISO 14001 certification standards. All AAEON products are built using production and quality testing equipment in a static-free environment. Additionally, these products go through rigorous tests on the production line and dynamic aging in the burn-in room. AAEON's Total Quality Control (TQC) program includes Incoming Quality Control (IQC), In-Process Quality Control (IPQC) and Final Quality Control (FQC). Periodic training, auditing and facility calibration are strictly implemented to ensure all quality standards are followed to meet customers' requirements. The Quality Control Team constantly communicates with R&D to improve product performance and compatibility.

SQA

Service Quality Assurance includes technical support and a repair service. With SQA, AAEON can serve its customers and also receive their feedback and work with R&D and Manufacturing to strengthen AAEON's response time in resolving customer concerns and improve service levels.

Technical Support

The backbone of customer support is a team of professional Application Engineers who provide customers with real-time technical support. Their expertise is shared through internal knowledge management and links to the website for online nonstop service and solutions.

Repair Service

With an efficient eRMA system and RMA service policy, AAEON's RMA Team is able to ensure prompt, high-quality product repair and replacement services with a short turnaround time.

Quality Certification

AAEON has acquired many official certifications to maintain its quality system.

ISO 9001: 2015	QMS
ISO 13485: 2016	Medical Devices-QMS
ISO 14001: 2015	EMS
ISO 27001: 2013	ISMS
3C:	China Compulsory Certification
CE/FCC:	All AAEON products undergo and meet CE and FCC test standards which prove their design quality and integrity

AAEON AI Website

Introduction

To keep ahead of the ever-growing markets and demand for AI hardware solutions, AAEON is pleased to announce our new webpage, AAEON.ai. AAEON.ai offers developers and systems integrators a centralized resource for finding the latest AI edge computing technology from AAEON.

Market analysts have consistently pointed to expanded growth and deployment of Industry 4.0 technologies, especially AI edge computing, in various vertical markets. AAEON.ai collects all of AAEON's rugged, compact, industrial grade AI edge solutions in one convenient location. From boards and systems to AI accelerator modules, AI developers and systems integrators can easily find the platforms that meet their project, budget and performance needs. AAEON.ai will also feature solutions partners, allowing visitors to connect with local vendors and software providers, and building an AI ecosystem designed to make creating and deploying AI applications easier than ever. Visitors to AAEON.ai will also have a chance to learn about the latest news and browse a library of application stories and white papers of real-world applications using AAEON technology.



Visit AAEON.ai today and explore the latest in AI Edge technology from AAEON!

Note: All specifications are subject to change without notice.

Shop Online for Prompt Global Service

AAEON eShop offers customers a convenient way to quickly place orders from a selection of our latest and most popular IPC, AI and Edge Computing platforms. Orders are processed and shipped within two working days on all in stock items, with 50% off worldwide shipping on all orders over US$500. Customers can also order any accessories or configurations listed on the AAEON.com product page through eShop. Registering an account on eShop allows customers access to benefits including managing multiple shipping addresses, order tracking, price drop and in stock notifications and more! Visit AAEON eShop today at eshop.aaeon.com.



AAEON eShop Benefits

Fast Processing

eShop brings you the convenience of fast order processing. Orders are processed and shipped within two working days for all in-stock items.

Easy Payment

eShop supports payment options including credit card, PayPal™ and even wire transfer. (Advanced notification is needed when using wire transfer.)

50% off Shipping

Save more when you shop more with eShop! Receive 50% off global shipping on all eShop orders over US$500.

Official Warranty

All products sold on eShop are backed by the same official warranty and industry leading support offered on every AAEON product.

Flexible Service

Purchase any product accessory or configuration listed on the AAEON.com product page, including processor, memory, storage and more. Contact AAEON eShop service representatives for more details.(eShop@aaeon.com)

Join Us Now, Enjoy Regular Promotions.
https://eshop.aaeon.com/

Applications

AI@Edge

BOXER-8240AI

- Powered by NVIDIA Jetson AGX Xavier
- PoE x 4/ CANBUS/ 40-Pin/ RS-485/ M.2
- M.2 2280 with NVMe/ SATA drive bay

BOXER-8253AI

- Powered by NVIDIA Jetson Xavier NX
- PoE PSE x 2/ HDMI input
- Multi-storage option: 16GB eMMC/ MicroSD/ mSATA/ 2.5” drive bay

BOXER-8230AI

- Powered by NVIDIA Jetson TX2 NX
- Multi-storage option: 16GB eMMC / MicroSD slot / 2.5” drive bay
- Support Operating Temperature -25°C ~ 75°C
- GbE LAN x 5/ USB 3.2 Gen 1 x 4
- 10~24Vdc Power input

BOXER-8221AI

- Powered by NVIDIA Jetson nano
- Quad core ARM A57 Processor
- 4GB LPDDR4 + 16GB Micro-SD or eMMC
- LAN x 1 + RS-232 x 2
- 12Vdc Power input

BOXER-8332AI-CFL

- Built in Nvidia T4 x1
- Intel Coffee Lake-S LGA 1151 Desktop Processor
- HDMI x2 for Dual Display
- Support C246 PCH/ PCIEx4
- Single Power Input (for both System & one Graphics Card)

BOXER-8521AI

- Google Edge TPU
- GbE PoE/PD x 1/ USB3.2 Gen 1 x 2 & USB2.0 x 2
- Mic-in & Line-out
- Support MEMS x 2 (Optional)
- Built-in WiFi 2x2 MIMO (802.11b/g/n/ac 2.4/5GHz) & Bluetooth 4.1

UPX-Edge i11

- 11th generation Intel Core™ i7/i5/i3/Celeron Processor SoC
- DDR4 SO-DIMM Slot x 2 (up to 64GB)
- 16pin GPIO connector x 1
- Support 5G via M.2 3052/ WiFi 6
- Support AI Accelerator via M.2 2280· Support 5G via M.2 3052/ WiFi 6
- Support AI Accelerator via M.2 2280

VPC-3350AI

- 2 x Intel Myriad™ X VPU inside
- DDR3L SODIMM up to 8 GB
- Two Display by HDMI x1, DP x 1
- Intel Giga Ethernet x 5 Ports, including 4 x PoE Ports, 1 x LAN
- 4-CH DI & 4-CH DO (Isolation, optional)
- 20 °C to 60 °C fanless operatio

Note: All specifications are subject to change without notice.

Industrial Automation

BOXER-6643-TGU

- Extreme Computing Power with Intel® SoC Processor
- DDR4 slot x2, up to 64GB
- Support High Speed NVMe storage (M.2 2280)
- GbE LAN x 1 (Intel I219) + 2.5GbE LAN x 1 (Intel I225)
- Supports M.2 3052 B Key for 5G module

BOXER-6642-CML

- 10th Gen. Intel® Core™ Processor
- Ultra slim chassis
- NVMe SSD support
- Intel® VPU KeemBay Compatible

BOXER-6840-CFL

- High Computing Power
- Intel Coffee Lake-S LGA 1151 Desktop Processor
- HDMI x2 for Dual Display
- Support C246 PCH
- Support PCIEx16 + PCIEx4

OMNI-2155-CML

- 15.6” (1366 x 768) TFT LCD Display
- Extreme Computing Power & Graphic Display Capability
- DDR4 slot x 2, up to 64GB
- Support High Speed NVMe storage (M.2 2280)
- GbE LAN x 2, RS232/422/485 x 2

Video Surveillance



VPC-5620S

- Multi-PoE & Fanless Appliance
- Supporting up to 64 GB DDR4 2400 SDRAM x 2
- DP x 1, HDMI x 1
- RS232/422/485 COM port x 2 (Isolated by BOM option), USB3.0 port x 4
- GigE connector x 5 (PoE x 4, GigE x 1), up to 8 PoE ports (by project
- base)
- DC 12-24V power Input, Industrial config.; DC 10~36V, In-vehicle config
- 8 bits DIO (Isolated 4DI & 4DO / 8DI/ 8DO by BOM option)
- Wide Temperature: -20°C ~ 70°C

VPC-5600S

- In-Vehicle Network Video Recorder Platform
- Fanless System
- 260-pin Dual-Channel DDR4 2133 MHz SODIMM x 2 up to 16 GB
- Intel® Integrated Graphics Engine Supports Dual Display by HDMI x 1, DP x 1
- Realtek® Ethernet Connection x 6 w/ 4-port PoE

VPC-3350S

- Mobile Network Video Recorder Platform
- Fanless System
- 204-pin Single Channel DDR3L 1866 MHz SODIMM up to 8 GB
- Intel® Integrated Graphics Engine Supports Two Display by HDMI x 1, DP x 1
- Intel® Ethernet Connection x 5 Ports (including 4 x PoE Ports)
- Full Mini-PCIe Socket x 2 (USB + PCIe); (Support up to Mini-PCIe Socket x 4, Optional)

Applications

Machine Vision

BOXER-6839

- Intel® 6th Core-i Desktop processor
- Mini-Card Slot x 2 (USB & PCIe Signal)
- PCIe [x1] + PCIe [x4]
- LAN x 3
- 34bit DIO
- Dual 2.5" Drive Bay Support

BOXER-6639M

- Intel® 6th Core-i Desktop processor
- Mini-Card Slot x 2 (USB & PCIe Signal)
- LAN x 7 or LANx3 + PoE x4
- 34bit DIO
- Dual 2.5" Drive Bay Support

BOXER-6842M

- High Computing Power
- Intel® Coffee Lake-S LGA 1151 Desktop Processor
- HDMI x 2 for Dual Display
- Support C246 PCH
- Support PCIEx16 + PCIEx4/ 2PCIE x8 (in x16 slot) + PCIE x 4
- Single Power Input (for both System & one Graphics Card)
- Fanless System (A3) or Fan System with PWM function (A2/A4)
- Support dual Graphics Cards with Two Power Inputs (A4)

Infotainment

ACP-1074/ACP-1076

- 7” WSVGA (1024 x 600) Color TFT LCD Display
- Intel® Processor
- Wide Flatscreen with P-CAP Multi-Touch (2-point)
- 7H Anti-scratch Surface
- Aluminum Design
- IP65 Compliant
- Fanless Operation
- VESA 75/Panel Mount/ Stand Support

ACP-1104/ACP-1106

- 10.1” WXGA (1280 x 800) Color TFT LCD Display
- Intel® Processor
- Aluminum Design
- P-CAP Multi-touch (10-point)
- Fanless Operation
- VESA 75/ Panel Mount/ Stand Support
- IP65 Compliant Front Bezel

Note: All specifications are subject to change without notice.

IoT Gateway



UP-GWS01

- Intel® Cherry Trail x5-Z8350 SoC
- On board DDR3L 4GB memory
- 32GB eMMC storage
- 1x Giga LAN, 4x USB 2.0, 1xUSB 3.0,1x HDMI
- Optimized Fan-less Cooling Design
- Smallest Gateway system of Intel solution

AIOT-IP6801

- Intel N3350/E3940 Processor
- Up to 4G LPDDR4 memory, 32G eMMC storage
- LAN/HDMI/USB 3.0/RS-232
- Wi-Fi, Bluetooth
- Optional: LoRa function, 3G, 4G LTE

UPS-GWS01

- Intel® Pentium® N4200/ Celeron® N3350 Processor SoC
- Onboard LPDDR4 Memory, eMMC Storage
- Gigabit LAN x 2
- HDMI x 1, DP x 1
- USB 3.0 x 3, USB 3.0 OTG x 1

SRG-3352

- ARM Cortex-A8 800MHz RISC Processor
- DDR3L 1G memory, 8G eMMC storage
- Support 4G LTE/GPS module
- LAN/USB2.0/RS-485/DC 9~30V

SRG-3352C

- ARM Cortex-A8 Processor/1G memory/8G eMMC
- Support 4G LTE/GPS module
- Onboard WIFI/Bluetooth function
- Isolation RS232/422/485(Optional)
- LAN/USB2.0/RS-485/DC 9~30V

IoT Solutions

IoT Introduction

AAEON IIoT is committed to the development and application of Industry 4.0 solutions in an IoT context, bringing customers a sustainable, connected and personal experience. Our services include smart city applications, intelligent fleet management and transportation solutions, smart agriculture network systems, and automation optimization platforms. We integrate versatility and flexibility in our solutions, customizing each and every one of our cases, and our systems are designed to integrate seamlessly into existing frameworks, lowering costs and enhancing efficiency. For end customers, the convenience of our designs facilitate easy operation and maintenance, eliminating bottlenecks and achieving maximum performance. As a committed service provider for smart city applications, our first priority is the development of safe, sustainable and reliable solutions. Our portfolio includes services in building management, logistics, fleet management, and agriculture, and we aim to provide for and consolidate a safer, globally connected and sustainable world.

Note: All specifications are subject to change without notice.

Industry 4.0:

In a broader context, smart automation will facilitate the manufacturing process in becoming more cost effective, enhancing output and product quality and quantity. By collecting, collating and analyzing vast swathes of data, factories will be able to adapt to, and even predict future market trends, anticipating the needs of the customer.

Smart Logistics:

AAEON has optimized an asset tracking and maintenance system to rise to the challenges posed by the ever-changing landscape of the logistics industry by developing the CANBUS, a sensor which monitors tire wear and pressure, braking systems and engine output, and provides a real-time GPS tracking system which will be able to pinpoint the exact location of the car at any given time or location.

Building Management:

AAEON provides a centralized management system for smart thermostats, ventilation, humidity and lighting control, which will be able to detect the number of people in each room of a building, and adjust environment settings accordingly to accommodate the current occupants, offering maximum energy efficiency management.

Smart City:

AAEON's Smart City Vision is to connect and improve the quality of communities through a tech-based, sustainable network aimed at eliminating factors that cause physical harm to the human body and immune system. Smart-city information and technology will enhance citizens' quality of life, as well as the infrastructure and socio-economic framework of the city.

IoT Solutions

AirBox

AAEON's AirBoxes are an integral part of a smart-city embedded air-sensory network, collecting and relaying real-time environmental data to city agencies and the public. In the short term, the AirBox will enable long-distance data transmission and low-energy consumption by optimizing and enhancing the transition from episodic to continual data collection and assimilation, while in the long term, it will facilitate the development of a globally connected and sustainable network.

The second generation of Airboxes is designed to be fully customizable and easily integrated with existing frameworks and architecture, with minimum configuration and/or maintenance required.

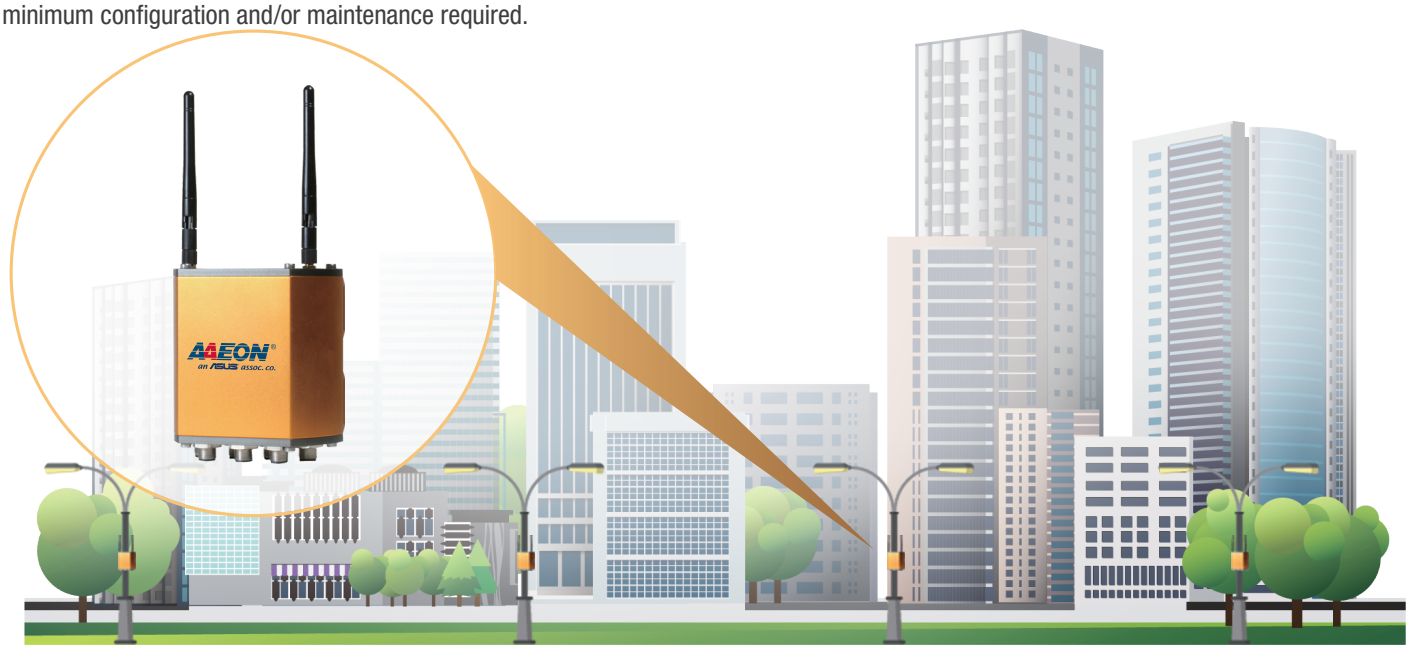

Atlas, Connecting Smart Cities across the Globe

AAEON Atlas, powered by Intel® Movidius™ Myriad™ X vision processing unit (VPU). The Intel® Movidius™ Myriad™ X provides a low-power, high-performance solution for on-device AI inference. Atlas is compatible with the Intel® Distribution of OpenVINO™ toolkit, which includes built-in features such as model optimization, hardware acceleration and more designed to maximize the capabilities of the Intel® Movidius™ Myriad™ X VPU. Atlas is a powerful edge node that consolidates data streams from smart lighting, environmental monitoring, and video analytics. This AI Enabled Smart Device integrated with Camera, Air Sensing and Management System which works at the edge to allow city administrators to create a connected data hub.

Atlas can be deployed in a wide range of edge computing applications. As an edge gateway, Atlas can connect with up to 1000 smart street lighting controller or other IoT devices through proprietary wireless Sub-GHz, providing building blocks for Smart City solution deployment. With license plate recognition AI inference, Atlas can power applications such as Smart Street Parking or detecting traffic violations or accidents. With traffic and congestion monitoring, Atlas can optimize traffic signals in real time to help improve traffic flow. Atlas can also anonymously detect pedestrians in crowd control and flow monitoring applications.

Note: All specifications are subject to change without notice.

Smart Street Light

AAEON's smart street light is designed to be one of the core features of IoT-based urban infrastructure, which utilizes smart technology to conserve and optimize energy efficiency, while eliminating emissions and the consumption of harmful gases. Each street light draws its energy source from a solar panel embedded at the top of the lamppost. The lampposts are integrated with the city's public WiFi network and are equipped with sensors that detect and collect detailed information on aerosols and then send these statistics back to a centralized cloud. All historical data is open sourced and can be accessed and downloaded by the general public.

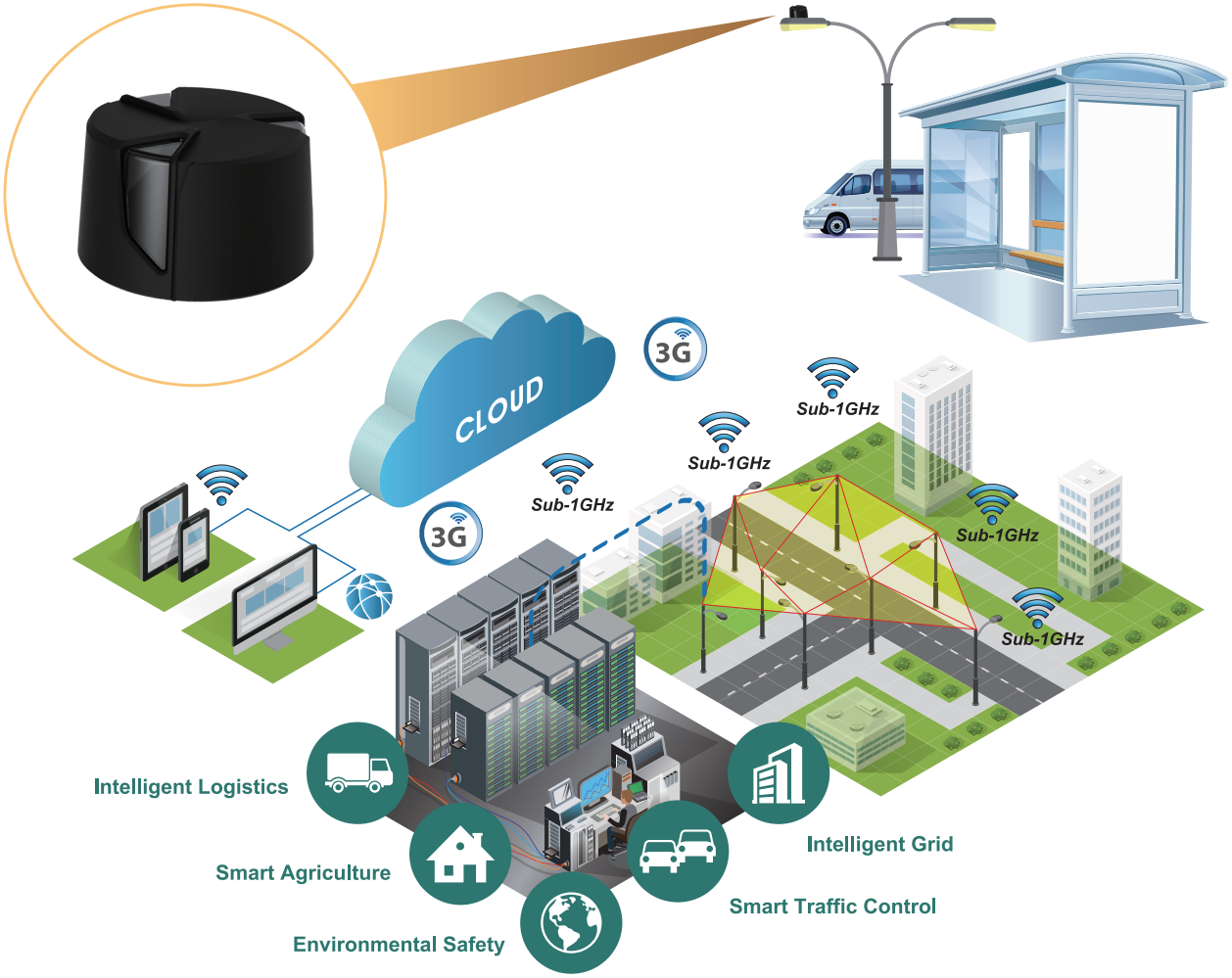

Sub-1GHz

Wireless Communication

Low data cost, Low power consumption, Digital Sensory Network, Low signal interface

Centralized Management

Scheduled dimming, Early problem detection, Low maintenance, Improved efficiency

Energy Saving Report

Reality vs Expectations, Justified investment

OMNI Modular Builder

Introduction

The OMNI Panel PC is built with an innovative modular design to make it quick and easy for suppliers and customers to find and build the configuration they need for the job. From panel and box to I/O modules, the OMNI Panel PC offers a range of configurations and combinations you can build.

The OMNI modular panel PC features three main components; the Panel Kit, CPU BOX Kit, and I/O Modules. Each Panel Kit comes with a standard slot attachment, which allows any OMNI CPU BOX kit to be mounted quickly and easily. It only takes three wires and three screws to attach the CPU BOX kit to the Panel Kit. The optional I/O Modules simply plug into the side of the CPU BOX Kit and can be secured with two screws. Even better, the OMNI system uses a plug-and-play style firmware, allowing you to quickly change components without needing to flash or update the BIOS settings.

With this modular design system, customers can easily build or upgrade their own Panel PC, and suppliers can enjoy more flexibility and cost savings while maintaining stock. All a customer needs to do is pick their preferred screen size, the box kit with the processor and specifications desired, and the optional I/O module they need.

Build Your Own or Select a Pre-built System

Select Module Kit to Build Your Configuration

Panel Kit

+

Box Kit

+

I/O Module

Pre-built System

Modular Touch Panel Solutions

Note: All specifications are subject to change without notice.

Build Your Own in Three Steps!

Step 1: Select a Panel Kit, with sizes from 10.4” up to 21.5”

Step 2: Select a CPU Box Kit or a Display Box Kit

Step 3: Select an I/O Module (optional)

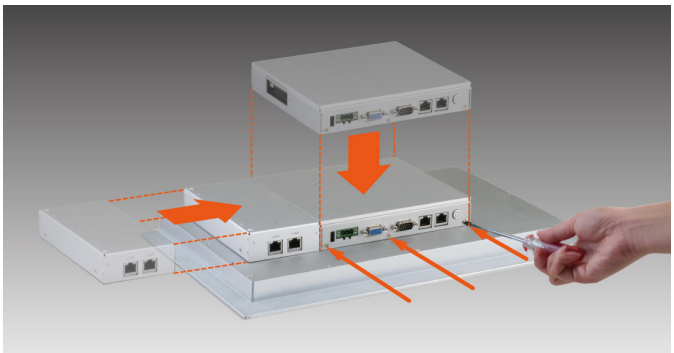

Or Select a pre-built OMNI System

OMNI-SKU: These systems feature the 6th Generation Intel Core i7/i5/i3 and Celeron 3995 processors (formerly Skylake), combined with up to 16GB of memory.

OMNI-BT: These systems are powered by the Celeron J1900 and Celeron N2807 processors (formerly Bay Trail), with up to 8GB of memory available (J1900 CPU).

OMNI-M: These systems are fitted with the Display Box Kit, allowing you to connect the OMNI panel to any PC system via VGA or HDMI.

Note: All specifications are subject to change without notice.

Design Manufacturing Service

Design Manufacturing Service (DMS) offers exceptional end-to-end services from product conceptualization, product development to manufacturing and service programs. All services are linked together through a comprehensive process and closely monitored by dedicated professionals to guarantee the highest level in product quality, reliability and durability.

Collaboration Models

- Product Conceptualization
- Electronic Circuit Development
- PCB Layout
- Component Qualification
- Mechanical Design
- Prototype building
- Compatibility, Reliability and Qualification testing
- Certification and processing (Agency Approvals)
- Manufacturing Design
- Packaging and Enclosure Design

- Customer Service Management
- Customer and Channel Repair
- Logistics extension
- Refurbishment
- Return Processing
- Troubleshooting Support
- Upgrades
- Warranty Management
- Spare Parts Management



- PCBA Assembly
- System Manufacturing
- Component and Subsystem Assembly
- Functional Testing
- Engineering Change Management
- BTO (Build to Order)
- Supplier Qualification
- Warehousing
- Failure Analysis

Customers can consign to AAEON the manufacturing of their existing products, customize existing AAEON COTS products, or joint develop new products with the expertise of a dedicated project team that oversees the project from product conceptualization to on-time delivery of the goods. AAEON DMS handles Large-volume as well as Low-Volume-High-Mix projects, satisfying the need of our customers for every kind of computing platform requirements.

Areas of Expertise

- Retail
- Transportation
- Energy
- Automation
- Medical and Healthcare
- Networking

Contract Manufacturing (CM)
- Customer-owned design
- AAEON provides manufacturing and engineering service

Commercial off-the-shelf (COTS)
- Based on AAEON standard product & technology roadmap
- With optional minor changes

Customized COTS
- Based on AAEON standard product & technology roadmap
- Modify according to customer's request

Joint Development (JDM)
- Strategic Partnership
- Co-architected design based on common IP from technology roadmap

Original Design Manufacturing (ODM)
- Customer driven design
- Based on customer driven product and technology roadmap

Quality Manufacturing → **Collaborative Development**

Note: All specifications are subject to change without notice.

Wide Temperature Assurance Service (WiTAS)

Wide Temperature Embedded Computing

Applications of embedded computing systems continue to improve the quality and convenience of our lives. As the global population increases, there are greater demands on resources, and the need for automation and computing capability in remote regions will grow. To address a demand for computers that operate in extreme environments, platforms must follow design methodologies for wide temperature range use. In addition, testing and product qualification must follow more stringent criteria to assure continuous operation. As the core of any embedded system, the CPU board plays perhaps the most critical role and, therefore, requires careful design and validation for wide temperature capabilities.

AAEON has been designing and manufacturing quality embedding products for over two decades. Our accumulated experience in all aspects of the embedded electronics market puts us in a strong position to develop wide temperature CPU boards and systems.

AAEON's WiTAS (Wide Temperature Assurance Service) program produces boards in two temperature range categories:

-20°C to 70°C (-4°F ~ 158°F) = WiTAS 1
-40°C to 85°C (-40°F ~ 185°F) = WiTAS 2

Processes for WiTAS Production

WiTAS 1 Production



Assembled CPU Board | Power-On Function Test | Wide Temperature Screen Test (-20ºC to 70ºC) | Full Function Test | WiTAS 1 Verified Products

WiTAS 2 Production

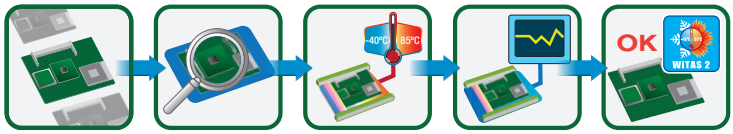

Assembled CPU Board | Power-On Function Test | Wide Temperature Screen Test (-40ºC to 85ºC) | Full Function Test | WiTAS 2 Verified Products

Boards that pass -20°C to 70°C (-4°F ~ 158°F) thermal tests are given a WiTAS 1 designation, and boards that endure -40°C to 85°C (-40°F ~ 185°F) tests are assigned a WiTAS 2 designation, as part of AAEON's special service assurance of wide temperature durability and reliability. This, in conjunction with the use of durable components throughout the duration of testing, allows AAEON to enhance the longevity of its boards and systems.

Application

Applications for WiTAS CPU boards can be found in a range of industries and markets:

- Transportation: Trains, Ships, Airplanes and Traffic Surveillance Systems
- Factory Automation: Power Stations, Steel Manufacturing
- Military: Field Electronic Devices, Controllers
- Energy: Windmill Controllers, Solar Energy Controllers
- Environmental: Climate, Water, Air Quality
- Anti-dust, Fanless Applications: Medical, Chemical and Pharmaceutical Factories

AAEON's Embedded OS Solution

AAEON provides Embedded OS Solutions to customers who are in need of OS customization. AAEON's Embedded OS Solutions are designed to shorten times to market and save our customers' time and R&D resources.

Windows® Embedded Products

Windows 10 IoT

Windows 10 IoT Enterprise LTSC 1607/1809/ 2021

Windows Embedded 7

- Windows Embedded Enterprise 7
- Windows Embedded POSReady 7
- Windows Embedded Standard 7

Windows Embedded 8

- Windows Embedded 8.1 Industry
- Windows Embedded 8 Standard
- Windows Embedded 8.1 Pro
- Windows Embedded 8.1 Handheld

AAEON Embedded OS Solution

Chipset	Windows® Embedded Standard 2009	Windows® Embedded Standard 7	Windows® Embedded 8 Standard	Windows® 10 IoT Enterprise
Intel® 7th KabyLake (Q170/H110/C236)	—	—	—	✓
Intel® 6th SkyLake (Q170/H110/C236)	—	✓	✓	✓
Intel® 5th Broadwell (5010U/5350U/5650U/D1548/D1518)	—	✓	✓	✓
Intel® 4th Hasewell (QM87/Q87/H81)	—	✓	✓	—
Intel® 3rd IvyBridge (QM77/Q77/HM76/B75)	✓	✓	✓	—
Intel® 2nd SandyBridge (QM67/Q67/H61/QM57/Q57)	✓	✓	✓	—
Intel® ApolloLake (N4200/N3350/E3930/E3940/E3950)	—	✓	✓	✓
Intel® Braswell (N3060/N3160/X5-E8000/N3710)	—	✓	✓	✓
Intel® Baytrail (J1900/N2000/E3800)	—	✓	✓	—
Intel® TunnelCreek (E620/E640/E660/E680)	✓	✓	—	—
Intel® Pinewview (N450/D410/D510/D525/N455/D425)	✓	✓	—	—
Intel® Cedarview (D2550/N2800/N2600)	✓	✓	—	—
AMD Geode (LX700/LX800/LX900)	—	✓	—	—
AMD T56N/T40R/T40E/T16R	✓	✓	✓	—

Note 1: Former Windows® Embedded XP
Note 2: Former Windows® Embedded

Note: All specifications are subject to change without notice.

AAEON's Embedded OS Solution/Hi-Supervisor

Embedded OS Main Features

OS Family	Windows® Embedded Standard	Windows® Embedded POS Ready	Windows® Embedded Enterprise
Features	Full Customization	Simple Installation	Full Function
Windows® Product Sku	Windows® Embedded Standard 2009 Windows® Embedded Standard 7 Windows® Embedded Standard 8	WEPOS 1.1 POSReady 7 POSReady 2009 Windows® Embedded Industry 8.1 Pro Retail	Windows® 7 Professional Windows® 8.1 Professional Windows® 10 IoT Enterprise LTSC 1607/1809/ 2021
CPU Type	x86	x86	x86
Development Tool	Customization Image	CD Installation	CD Installation
Development Time	Short	None	None
Maintenance Cost	Middle	Low	Low
Embedded Features	Custom Shell/ EWF/ FBWF/ USB Boot/ HORM	Custom Shell/ FBWF/ USB Boot	Standard Shell/ UWF

AAEON Hi-Supervisor

Hi-Supervisor is a remote hardware monitor application for Windows based on MQTT protocol. This software allows users to get device status and set device configurations like GPIO, Fan, Watch Dog Timer, SMBus, .., etc. It supports remote reboot and shutdown, too. Hi-Supervisor supports AAEON Windows platforms which support Hi-Safe. Users can set warning thresholds to acknowledge users abnormal conditions by e-mail.

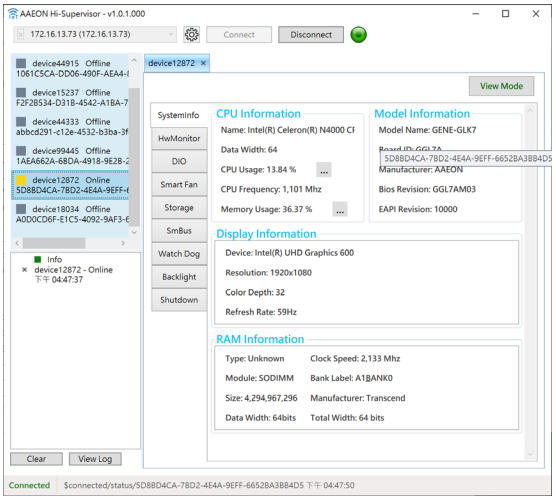

Hi-Supervisor Advantages

- **Support Hi-Safe full functions remotely**
- **Customized support**
- **Support Azure IoT Central**

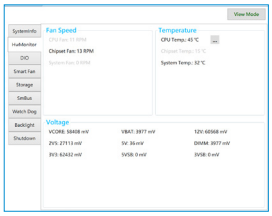

Hardware Monitor:

Retrieves fan, temperature and voltage data

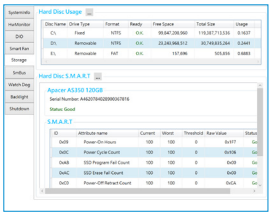

Hard Disk:

obtain hard disk S.M.A.R.T information

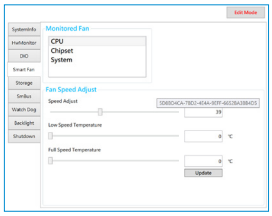

Remote Control Fan

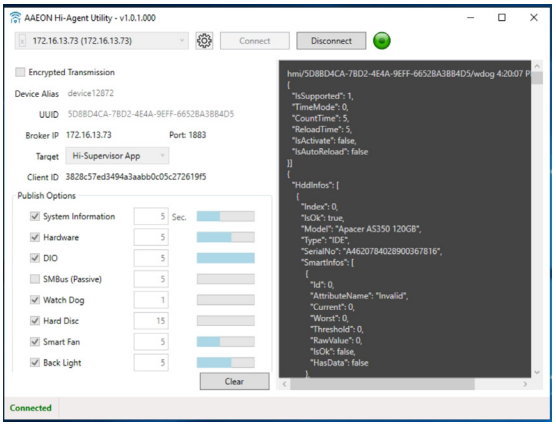

AAEON Hi-Safe

Hi-Safe is a powerful, free program which provides SDKs for systems and UIs running Microsoft® Windows® operating systems. Hi-Safe controls system hardware by utilizing the Windows Management Interface, providing a safe and standard interface for Windows machines. Hi-Safe allows end users to easily develop their own UI software to monitor vital system components such as the processor, RAM and display. It also provides interface and functionality for Hardware Monitor, Digital I/O, Watchdog timer, Smart Fan settings, SM Bus, and backlight controller for LVDS and eDP. With the SDK user interface, no coding is needed, and customers can create their own user interface by using the function codes provided by AAEON. Customers can download the Hi-Safe V3 application directly from the Microsoft Store.

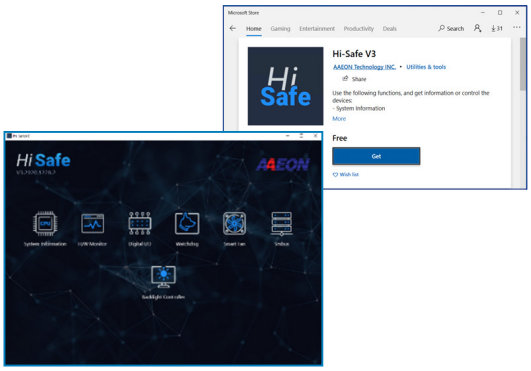

Hi-Safe V3 Advantages

- **Modern and Flexible User Interface**
- **Easy and Friendly to Use**
- **Safe Operation Control for Windows**

System Information:

Receives CPU, display and RAM information

Hardware Monitor:

Receives super I/O, fan, temperature and voltage data

DIO:

Obtains DIO information:
sets the pin direction and pin data

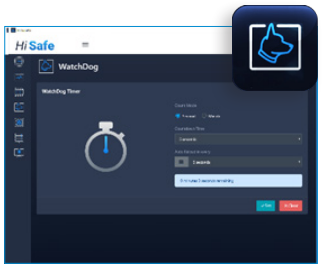

Watchdog:

Sets the system reboot timer

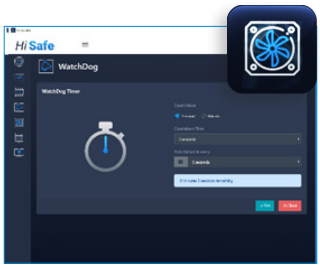

Smart Fan:

Supports multi-stage adjustment of temperature and speed controls

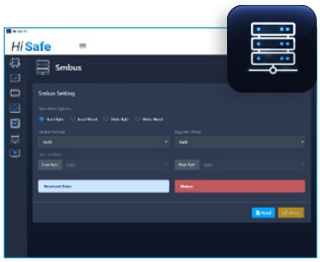

SM Bus:

Reads and writes to SMBus device and detects SMBus base address automatically



Backlight Controller:

Controls LVDS or eDP display

Note: All specifications are subject to change without notice.

AAEON Hi-Manager

Hi-Manager is a tool based on the Intel® Active Management Technology 12.0 (iAMT 12.0) and has backward compatibility with earlier versions of iAMT. This allows users to locate all iAMT devices within the intranet, power On/Off target devices remotely, set power On/Off scheduling, arrange device groupings for better management, offer event logs and timer settings to wake up devices at specified times, recover systems that have crashed from virtual CD-ROM, remote KVM management and access to target device hardware information for asset management. Hi-Manager can be installed on all AAEON platforms and can remotely manage AAEON client devices that use Intel® M67/ Q77/ QM77/ HM76/ B75A/Q87/QM87/QM170/Q370/C246 chipsets and run Microsoft® Windows® XP, Windows® 7, and Windows® 10 Operating Systems.

Hi-Manager Advantages

- **Easy to use and build custom applications**
- **Supports AAEON products with iAMT**
- **In-depth technical support**

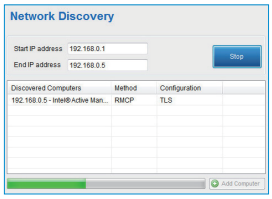

Network Discovery:

AMT device discovery

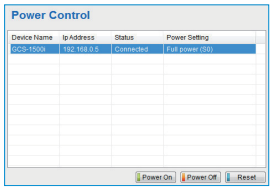

Power Control:

Powers On/Off the target device

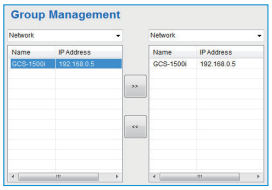

Group Management:

Arrange devices in this function

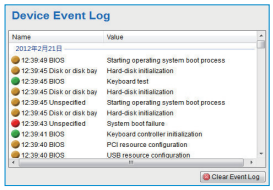

Event Log:

Logs boot records of the selected device

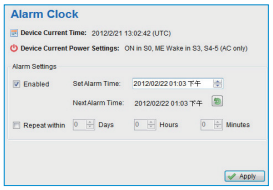

Alarm Clock:

Sets timer to wake up a sleeping device

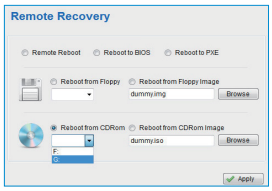

Remote Recovery:

Mounts boot image or physical CD-Rom to target device

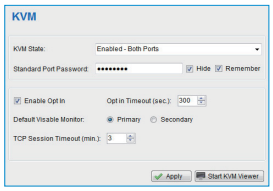

KVM:

Controls remotely from the target device

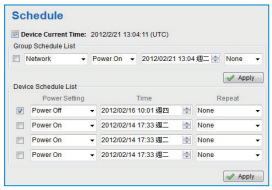

Schedule:

Schedules the power On/ Off target devices

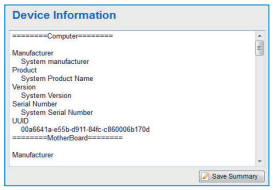

Device Information:

Shows target device assets

Intel® Active Management Technology Features

Intel® Chipset	M67/ Q77/ QM77/ HM76/ B75A/ Q87/ QM87/QM170/Q170/Q370/ Q470/C246
Intel® AMT Version	7.0/8.0/9.0/10.0/11.0/12.0/14.0
HW Inventory	✓
SW Inventory	✓
Power State Management	✓
System Defense	✓
Remote Configuration	✓
Remote Boot Option	✓
KVM Redirection	✓
KVM Remote Control	✓
ME Wake on LAN	✓
Proactive Security Block, HW-Based and Remote Management Recovery	✓
Host-Based Provisioning	✓
Enhanced System Defense Filters	✓

Note: All specifications are subject to change without notice.

AAEON HERO Software Solutions

Introduction

AAEON continues to innovate in providing end-to-end solutions for industrial computing and network applications with our High Efficiency, Reliable and Optimal (HERO) software solutions. HERO software solutions leverage our expertise and experience with our containerized web app, the HERO Device Management Center (HERO DMC), and native edge device software, the HERO Agent, HERO SDK, and HERO Gateway. Available pre-loaded on a selection of AAEON platforms, this software infrastructure allows users to monitor several devices and sensors from anywhere thanks to cloud-based technology and edge computing.

Benefits

- Easy to use Web Based Client Dashboard Graphic Interface
- Account Management support
- Device and Group Management support
- MQTT protocol and RESTful API for reliable cloud connectivity
- Event based alerts sent out by email or messenger service
- Easy to deploy and manage
- Factory Configured to work with your devices from Day 1
- Transport Encryption with TLS/SSL
- Remote Device Control Support
- On-Line Device Status Report
- Export Report Support

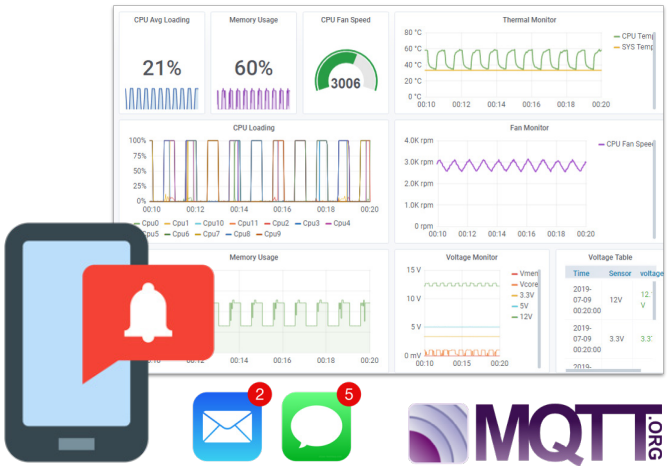

HERO Agent and SDK

At the center of the AAEON HERO Device Management Center, HERO Agent and SDK is the software powering HERO Gateway, providing the link between edge and cloud. HERO Agent provides data collection from edge devices and external sensors connected with the gateway and sends that information securely to the HERO DMC service. AAEON offers the HERO Agent and SDK software pre-loaded on specially selected AAEON embedded platforms as the HERO Gateway solution, configurable to work with the devices and sensors your facility uses. HERO Agent and SDK software is also available separately to be installed by the user.

HERO Gateway

AAEON HERO Gateway is the total hardware solution utilizing AAEON embedded hardware with HERO Agent pre-installed. HERO Gateway utilizes protocols such as MQTT and OPC UA to send data securely to HERO DMC, and integrates easily with public cloud services including Microsoft Azure and AWS IoT Core. HERO Gateway devices are 4G-LTE compatible, allowing flexible connectivity with HERO DMC. With HERO Agent, the device is easily managed through the Dashboard, a web-based interface which features tools such as Device Map and Data Visualization, node device management, database and network management. Data stored on HERO Gateway can also be accessed and managed securely through the Dashboard. AAEON can also provide service for adding customized RESTful API to assist customers who wish to implement an app to manage their HERO Gateway.

HERO Device Management Center

The AAEON HERO Device Management Center (DMC) is a dockerized web application which can be deployed on Linux-based and Windows-based environments. Receiving information from HERO Agent and the HERO Gateway, HERO DMC provides a feature-rich web-based dashboard for managing devices, sensors and nodes connected to HERO Gateway as well as managing the gateway itself. Utilizing M2M technology such as MQTT, HERO DMC allows users to monitor conditions live, or set up event alerts sent out via email or messenger services to stay ahead of any situation. If you want to keep your data on your local storage device, HERO Device Management Center can also be deployed to your private cloud without problem.

Note: All specifications are subject to change without notice.

AAEON HERO Software Solutions

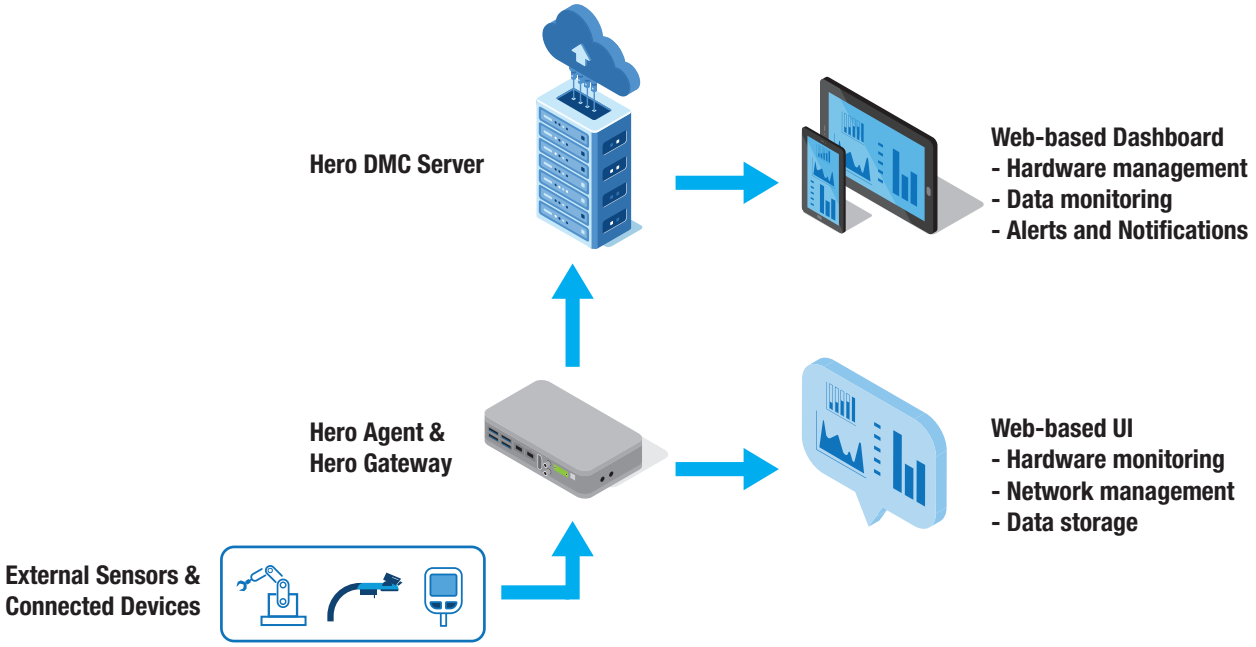

Use Case: Smart Manufacturing

AAEON's HERO DMC and HERO Gateway are real world proven technologies, having been deployed in applications such as Smart Factory Monitoring. Connecting with machine controllers and environmental monitors, the HERO Gateway can provide raw data locally, while the web-based monitor provides a simple interface to check the status of manufacturing equipment as well as provide alerts for temperature and humidity abnormalities, helping to maintain a controlled environment for sensitive processes.

Supported OS

HERO Agent and SDK: Debian 9, Ubuntu 16.04, CentOS 7, OpenSUSE Leap, Fedora 21 and above

HERO Gateway: Debian 9 and above

HERO DMC: Linux-based server with container support, Windows Server 2016 and above

Supported Products

Board:

- AAEON COM Express Modules
- AAEON GENE Boards
- AAEON PICO Boards
- AAEON EPIC boards
- AAEON Industrial Motherboards

System:

- BOXER-6405, BOXER-6841M, BOXER-6842M, BOXER-6450-TGU, BOXER-8000 series

UP Board:

- UP Xtreme, UP Xtreme Lite, UPX-Edge, UPX-TGL01, UP-APL03

AAEON Software Support Portal:
https://aaeoncm.github.io/

HERO DMC Edge Server

Introduction

As AIOT deployment often requires connecting hundreds of thousands of devices spread over multiple sites, it is essential to track, monitor, and manage connected industrial AIOT devices. Users need to ensure devices work properly and securely after they have been deployed without physical site visits. Secure device access is essential for monitoring, detection, management, and remotely performing critical actions.

HERO DMC Server makes it easy to onboard, visualize, operate, and manage your AIOT devices. With DMC's friendly GUI, users can monitor device health and take real-time actions to reboot/ power off, and send app updates on-site and remotely.

Features

Cloud-Native Application:

HERO DMC Edge Server is a combination of many Cloud-Native applications. It uses Kubernetes[1] as its kernel for automating deployment, scaling, and management of containerized applications. For MLOps supprt, Kubeflow is built in HERO DMC Edge Server.

Kubeflow is dedicated to making deployments of machine learning (ML) workflows on Kubernetes simple, portable and scalable. To ensure the correctness of application, the other 2 famous open source projects, Harbor and Notary, are also included. Based on this design, users can use HERO DMC Edge Server to do model training, conversion, and application encapsulation easily. It also can deploy AI applications to all the edge devices at once. All steps in the pipeline are programmable by using Kubeflow API. In terms of Cloud-Native technology, AAEON perfectly integrates the relevant technologies required by the AI application market.

Web-based Operation:

HERO DMC Edge Server provides a Web UI to manage devices and deploy applications. The Web UI supports HTTPS for security.

Management Capability:

HERO DMC Edge Server can manage up to 1000 devices. Each device has a software agent installed. The agent will send different messages like the heartbeat, System Information, and Hardware Monitor Data to the Edge Server periodically. The intervals of sending messages can be customized. The minimum interval can be 1 second. The Edge Server can handle 3000 messages/second, and the size of each message is less than 1 KB.

Role-based Access Control:

The RBAC significantly reduces the risk of accidental and unauthorized management, changements, and deployments. Admin users of the HERO HDMC can assign Roles with limited access, based on the responsibility of the user and required tasks. Role assignments reduce the risk of accidents, such as deploying beta software to production devices.

HERO DMC supports different types of user roles: "HDMC Admin" and "Normal User". The "HDMC Admin" account has the highest permission level and can create "Organization Admin".

Hardware Monitor:

The built-in dashboard supports several types of UI including gauge, progress bar, HTML, picture, to present live and statistical device data on the dashboard. The data was collected by HERO Agent.

Remote Device Control:

HERO DMC provies an in-band control to reboot or power off the devices from the Web UI.

Application Deployment:

HERO DMC Edge Server applies the cloud-native application technology designed for a cloud computing architecture to provide users the ability to deploy/update applications from HERO DMC Edge Server without really touching the device.

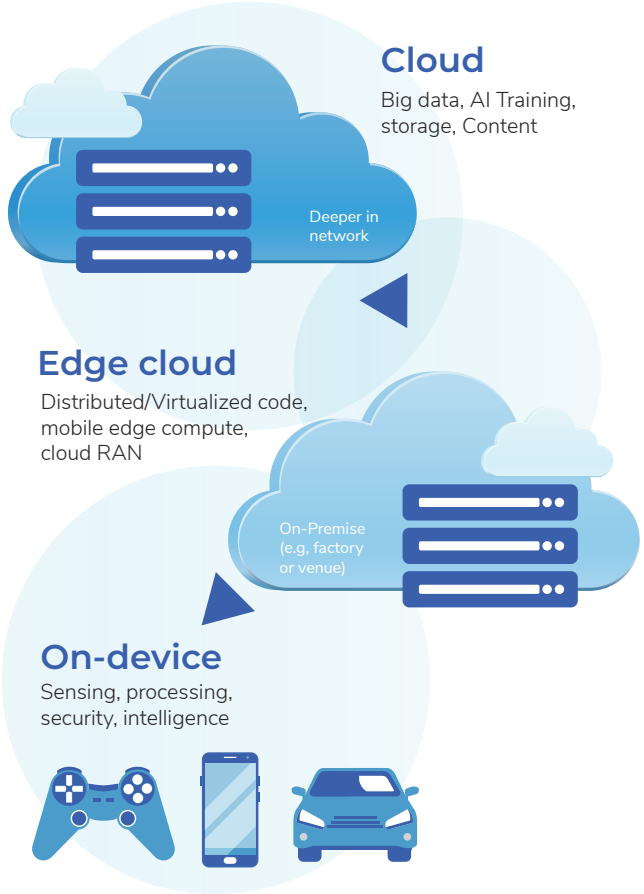

[1] Kubernetes is an open-source system maintained by the Linux Foundation

Note: All specifications are subject to change without notice.

HERO DMC Edge Server

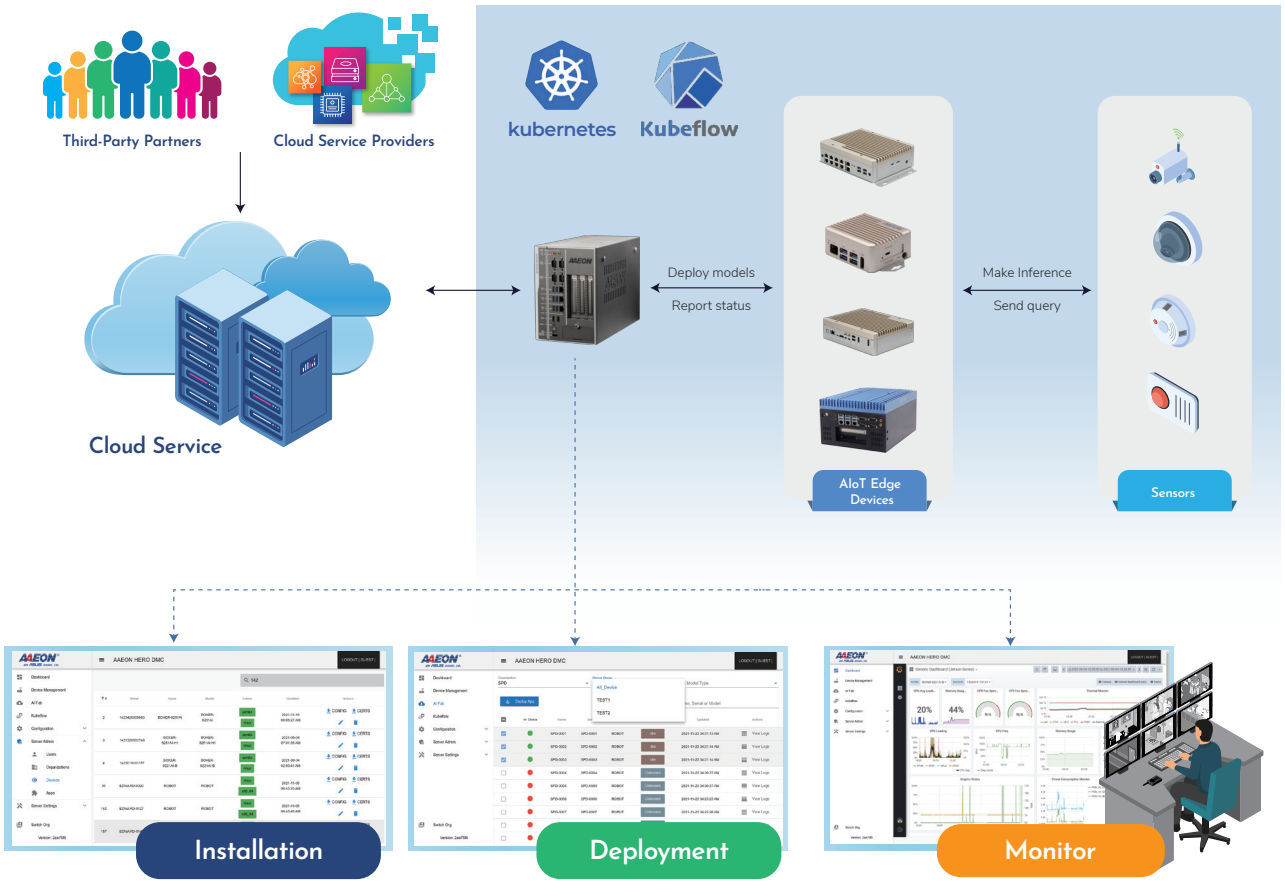

Expandability of Application Registry:

HERO DMC Edge Server has integrated Harbor[2] as the private docker registry. Harbor is an open-source registry to store Docker images and is easy to integrate and expand the cloud-native applications from other sources. All the applications to be deployed to devices should be uploaded to the Harbor in Docker image format. Harbor also provides a Web interface for users to manage Docker images.

Secure Enhanced Application:

When deploying Docker images through the network, content trust is a central concern about security. The devices on the network need to verify the integrity and publisher of the image from HERO DMC Edge Server. HERO DMC Edge Server also has a built-in Notary server[3] to handle Docker Content Trust.

Storage:

To access a physical storage in Kubernetes clusters, the user needs to declare the storage as a PV and create a PVC to match it. To lower the effort on declaring physical storages, the HERO DMC Edge Server provides a default PV to specify the physical storage in the built-in NFS server. The user can easily use the physical storage for machine learning.

Hardware Requirement

Minimum:

- Intel® Core™ i5 CPU @ 2.10GHz
- 24 GB RAM or more
- 256 GB Storage (Hard Drive or Solid State Driver)

Common:

- Intel® Core™ i7 CPU @ 3.20GHz or above
- 32 GB Ram or more
- 512 GB Storage or more (Hard Drive or Solid State Driver)

[2] Harbor is an open-source registry software maintained by the Linux Foundation.
[3] Notary server is the content trust machism maintained by Docker, Inc.

HERO SDK

HERO SDK from AAEON is an innovative new toolkit designed to help developers with monitoring and controlling hardware on AAEON platforms. HERO SDK helps speed up development time and enable developers to easily migrate their application between AAEON platforms. This is achieved through leveraging powerful features and supporting compatibility with technologies including EAPI (Embedded Application Programming Interface) and WMI (Windows Management Instrumentation). AAEON HERO SDK is available in three packages: HERO SDK Basic, HERO SDK Standard, and HERO SDK Standard+.

HERO SDK provides developers with a powerful set of functions:

- Initialization Functions
- Hardware Monitoring Functions
- Backlight Settings and Configuration
- Storage Settings and Configuration
- I2C Bus Functions
- WATCHDOG Timer Control and Settings
- GPIO Functions
- Smart Fan Controls
- WMI Compatibility
- Network Management APIs
  - Network Device Monitoring: Destination IP, Destination MAC, Port Traffic statistics
  - Ethernet Port Control: PoE Power Cycle, Network Interface, IP/MAC Binding/Filtering

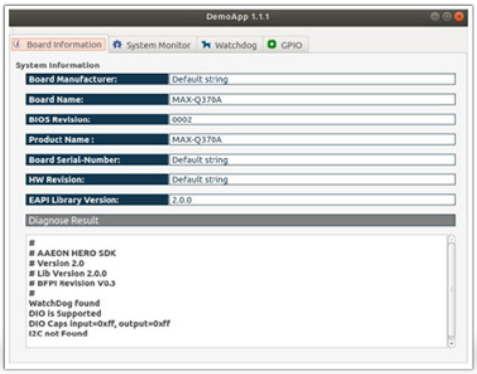

HERO SDK Benefits:

Easy Installation

Easy to set up and install with Linux OS.

Less Workload

Allow Hardware Control without having to study system specs.

Flexible Compatibility

Compatible with EAPI (Embedded Application Programming Interface) and deployable on AAEON products running Debian, Ubuntu, CentOS, openSUSE, and Fedora distributions of Linux.

Jump Start

Demo Apps, CLI Test Tool, and Easy to use Documentation to help get you started quickly.

HERO SDK is available in three packages, designed to provide you with flexible options to best suit the needs of your application.

Note: All specifications are subject to change without notice.

HERO SDK Basic

Available for free, HERO SDK Basic is compatible with Ubuntu 16.04 and features the CLI Tool for testing basic functions. HERO SDK Basic also features the following:

- Hardware Monitor
- WatchDog Timer
- DIO, SM Bus, Fan, and Backlight Control

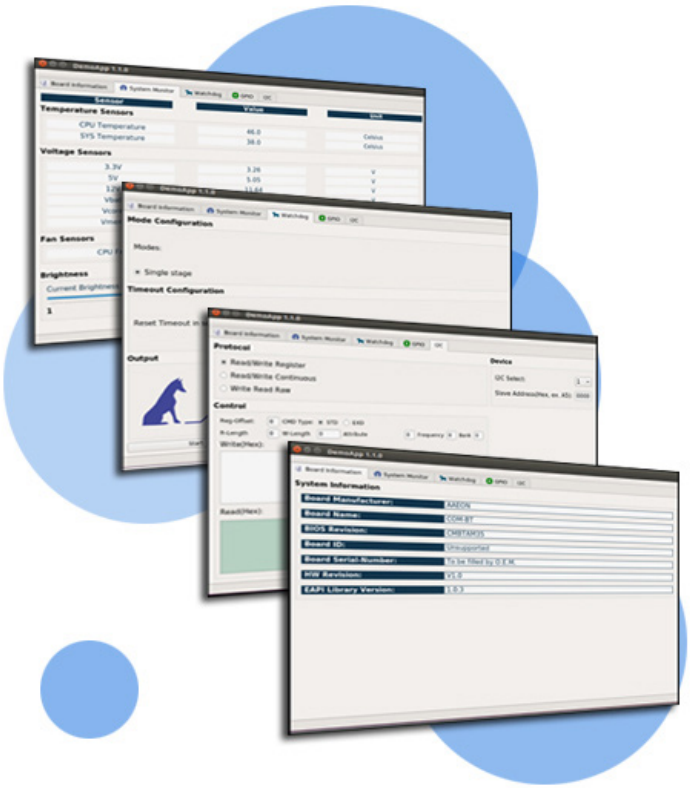

HERO SDK Standard

HERO SDK Standard includes all the features of HERO SDK Basic, and expands them with support for multiple Linux distributions as well as the following:

- Free 24-hour technical support
- Demo Apps with source code
- Multi Linux Support
- And more features…

HERO SDK Standard+

HERO SDK Standard+ expands on the HERO SDK Standard product to provide even greater functionality and value. Included are:

- Complete custom SDK
- Extended Warranty Service

HERO SDK is available by request for AAEON platforms with Android OS. Please contact your AAEON sales rep or supplier for more details. Please note, HERO SDK for systems other than the above mentioned is only supported for Debian, Ubuntu, CentOS, openSUSE, Fedora and Yocto distributions of Linux..

Support Platforms

Intel® 6th-11th Generation Processors :

- Apollo Lake
- Bay Trail
- Sky Lake
- Kaby Lake
- Gemini Lake
- Whiskey Lake
- Coffee Lake Refresh

Note: HERO SDK Basic version is available to download for free. Driver installation is required and the device drivers are not included in the HERO SDK. Please contact your representative to get per-project device drivers.

Note: Please contact your representative for the detailed HERO SDK platform support list

AAEON Customized Linux(ACLinux) Service

AAEON Customized Linux(ACLinux) Service

AAEON provides Linux customization services for customers to accelerate time-to-market and reduce the cost of development time. System and multimedia performance are also improved in ACLinux. AAEON also works with global partners to design and develop security solutions into ACLinux for helping customers to protect data assets easily.

Features

- Support Secure Boot
- Storage Space Optimization
- Support Data Encryption on storage
- Support Mender OTA
- Enhance System Performance
- Enhance Multimedia Performance
- Support Trust Computing Technology
- Support HERO SDK for controlling and monitoring hardware & I/O status

Customized Linux on Multiple OS

AAEON helps customers to customize Linux based on different distributions, ex. Debian, Ubuntu, CentOS, openSUSE, Fedora, Yocto distributions of Linux and Nvidia Jetpack SDK.

OTA

OTA function is an important feature in the IoT Industry. AAEON works with partners to integrate OTA functions for customers who need to update OS remotely. Currently the Nvidia Jetpack SDK and Yocto Linux can be supported.

Note: All specifications are subject to change without notice.

AAEON Customized Linux(ACLinux) Service

Security

Secure Boot:

AAEON works with SoC vendors to help customers to enable Secure Boot on AAEON devices for preventing execution of unauthorized boot codes.

Disk Encrytion:

AAEON helps customers to encrypt a whole disk or partition to protect the data it contains via LUKS before shipping.

Trust Computing Technology:

Security is an important feature in the IoT Industry. AAEON works with partners to integrate Trust Computing Technology for increasing the privacy and safety of customers' data.

- Secure Data Collection
- Sensitive Data Encryption
- Confidential AI Model Protection
- Application Isolation via Sandboxing
- Zero Trusted Secure Communication
- Cloud Native Computing Compliant

Supported SoC vendor & Platform

NVIDIA:

- NVIDIA Jeston - Nano,TX2, TX2 NX, Xavier NX, AGX Xavier

Intel:

- Elkhart Lake, Tiger Lake, Comet Lake, Coffee Lake, Whiskey Lake, Apollo Lake, Cherry Trail and Bay Trail

TI:

- AM335X

NXP:

- i.MX8MQ, i.MX8MM

AAEON BIOX

BIOX is a BIOS customization SaaS solution for AAEON products. Most field applications and deployments require BIOS customization for platforms and systems to meet a customer's requirements. Often this requires constant communication with vendors, possibly delaying deployment or slowing down maintenance. With BIOX, the end user can customize the BIOS on their own, anytime, in five simple steps, without the need to contact a service rep.

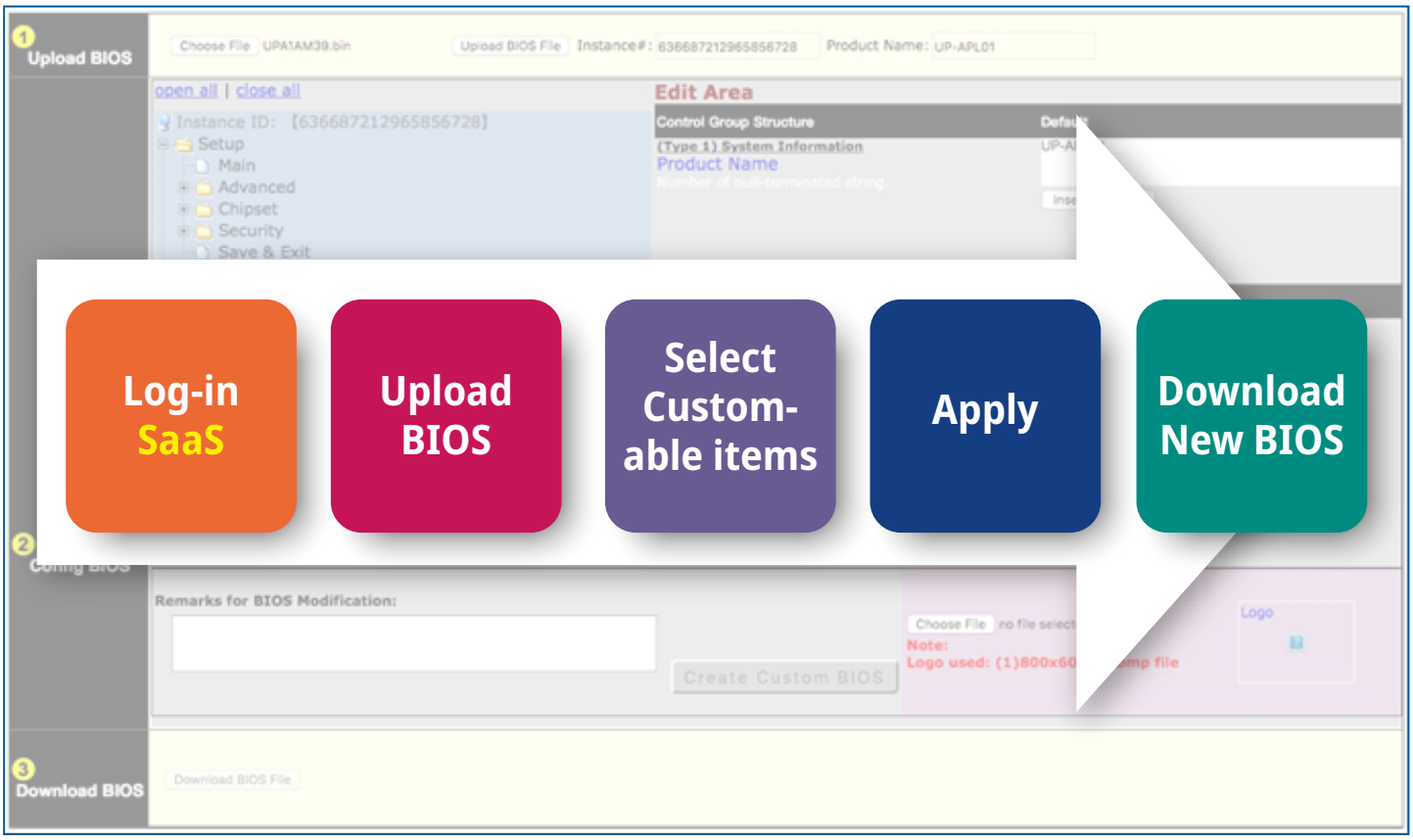

BIOX Advantages

Modern and Flexible User Interface

- Logo
- Boot Order
- Setup Values
- SMBIOS Strings
- Password Management

Version Control Access

- Retrievable
- Re-customizable
- History Traceable

AAEON Software Support Portal:
https://aaeoncm.github.io/

Note: All specifications are subject to change without notice.

System Product Lines

AI@Edge Solutions

AAEON AI@Edge Solutions feature embedded platforms purpose-built for powering Artificial Intelligence and Edge Computing applications. Utilizing the latest edge SoCs and AI accelerators, these systems are available in a range of I/O configurations to provide maximum flexibility and compatibility for your project.

AIOT Gateway

AAEON's AIOT gateway series focus on communication on multiple connectivity protocols, data mining/collection, and edge computing in IoT environment. All series are equipped with Intel dual/quad core CPU, onboard memory, and eMMC as storage in a lightweight, palm-sized boxes. Due to variety of I/O interfaces such as HDMI, USB, COM port, Ideal applications from data collection to automation, smart retail, and smart city.

IP68 Gateway

A new generation of tough IoT gateways is allowing applications to move into the field and stay connected – no matter what the conditions. AAEON's AIOT-IP6801 provides complete protection against dirt and dust, it can be safely plunged into deep water, and it has an operating temperature range of up to -20 °C ~ 70 °C. Even if you work in the dirt, you can still keep your head in the clouds.

Machine Vision Box PC

Featuring added connectivity for camera/lighting controls as well as robotic arms, AAEON's Machine Vision Box PCs are high-performance platforms that accelerate inspections and improve production efficiency.

Fanless Embedded BOX PC

The BOXER Series is a full line of differently sized embedded controllers for use in the fields of transportation, entertainment, environmental and industrial facility monitoring, building automation and other relevant IPC areas.

Expansion BOX PC

The BOXER-68 series are built to withstand the harsh environments of industrial workplaces, with wide operating voltage and temperature ranges.Furthermore, processor options range from 8th and 9th generation Intel Core, and Intel Xeon processors, ensuring the BOXER-68 Series can deliver the power for any application.

System Product Lines

Multi-PoE & Fanless Appliance

In addition to monitoring, recording and storing recorded videos, AAEON's Network Video Recorders are also equipped with media playback and vehicle power support and can also serve as WiFi hotspots.

Ultra-slim Multi-Touch Panel PC (ACP-1000 Series)

The ACP-1000 Series is AAEON's first offering of ultra-slim fanless P-CAP multi-touch panels. The panels' most prominent feature, their ultra-slim design, offers superior cooling and makes them suitable fo space-restricted applications. The panels can also be used with Panel and VESA mounts for installation on both vertical and horizontal surfaces.

Modular Touch Panel PC

The OMNI Series is a group of modularized industrial touch panel PCs that are highly dynamic in design and can be efficiently deployed in the manufacturing sector. AAEON offers a wide selection of premade components including 10.4"~21.5" LCD kits, a CPU BOX kit and several I/O modules to configure unique panel PCs to fulfill customer needs. Lead time is therefore greatly shortened, enhancing efficiency and effectively lowering costs as customization costs are eliminated.

Modular Touch Display

AAEON industrial displays range in size from 10.1" ~ 21.5" and have either capacitive or resistive touch screens, industrial-grade LED LCD screens, high IP-rated bezels and wide temperature specifications.

Turn-key Chassis

AAEON Turn-key Chassis systems provide users with a platform that's ready to go out of the box. Including the compact Nano system and the 1U form factor ACS series, AAEON Turn-key systems provide support for a range of Intel® processors from the Intel® Atom™ to the 6th Gen Intel® Core™ (formerly Skylake). AAEON Turn-key chassis come with a range of I/O and expansion features to easily integrate into your workplace.

Note: All specifications are subject to change without notice.

Focus • Agility • Competitiveness

01

AI@Edge Solutions

BOXER-8120AI

AI@Edge Fanless Embedded Box PC with NVIDIA Jetson TX2, 4 GbE LAN Ports

BOXER-8120AI-A1-1010
Front View



Rear View



BOXER-8120AI-A1-CS-N0001
Front View



Rear View



Features

- Nvidia Jetson TX2
- HMP Dual Denver 2 + Quad ARM A57
- Support AAEON ACLinux 4.9, Compliance with Ubuntu 18.04
- 8GB LPDDR4, 32GB eMMC 5.1
- RS-232 x 2, USB 3.2 Gen 1 x 2, OTG x 1
- HDMI 2.0 x 1, LAN x 4 (Intel i211*3, Native*1)
- Micro-SD x 1, Remote On/Off
- Power input: 10~24V

Gigo LAN
USB 3.2 Gen 1

Specifications

System	
AI Accelerator	Nvidia Jetson TX2
CPU	HMP Dual Denver 2 + Quad ARM A57
System Memory	8GB LPDDR4
Storage Device	32GB eMMC 5.1 MicroSD x 1
Display Interface	HDMI 2.0
Ethernet	10/100/1000Base-TX x 4
I/O	USB 3.2 Gen 1 x 2 HDMI x 1 LAN x 4 COM x 2 OTG x 1 Power Button x 1 SMA Antenna Holes x 2 10~24V DC-In Power input x 1 Remote Power On/Off x 1
Expansion	MicroSD x1 SATA x1 (optional) USB 2.0 x 3 (optional)
Indicator	Power LED
OS Support	AAEON ACLinux 4.9, Compliance with Ubantu 18.04
Power Supply	
Power Requirement	10~24V DC-In with DC Jack
Mechanical	
Mounting	Wallmount
Dimensions (W x H x D)	6.02" x 1.18" x 3.98" (153mm x 30mm x 101mm) 6.02" x 1.79" x 3.98" (153mm x 45.5mm x 101mm) for CS-N0001
Gross Weight	4.40 lb (2 Kg) 5.51 lb (2.5 Kg) for CS-N0001
Net Weight	2.20 lb (1 Kg) 3.31 lb (1.5 Kg) for CS-N0001
Environmental	
Operating Temperature	-4°F ~ 122°F (-20°C ~ 50°C, according to IEC682-14 with 0.5 m/s AirFlow; with industrial Devices) for BOXER-8120AI-A1-1010 -4°F ~ 131°F (-20°C ~ 55°C, according to IEC682-14 with 0.5 m/s AirFlow; with industrial Devices) for BOXER-8120AI-A1-CS-N0001
Storage Temperature	-13°F ~ 176°F (-25°C ~ 80°C)
Storage Humidity	95% @ 40°C, non-condensing
Anti-Vibration	Random, 5 Grms/ 5 ~ 500Hz/ operation
Anti-Shock	—
Certification	CE/FCC class A

Note: All specifications are subject to change without notice.

Dimension

Unit: mm

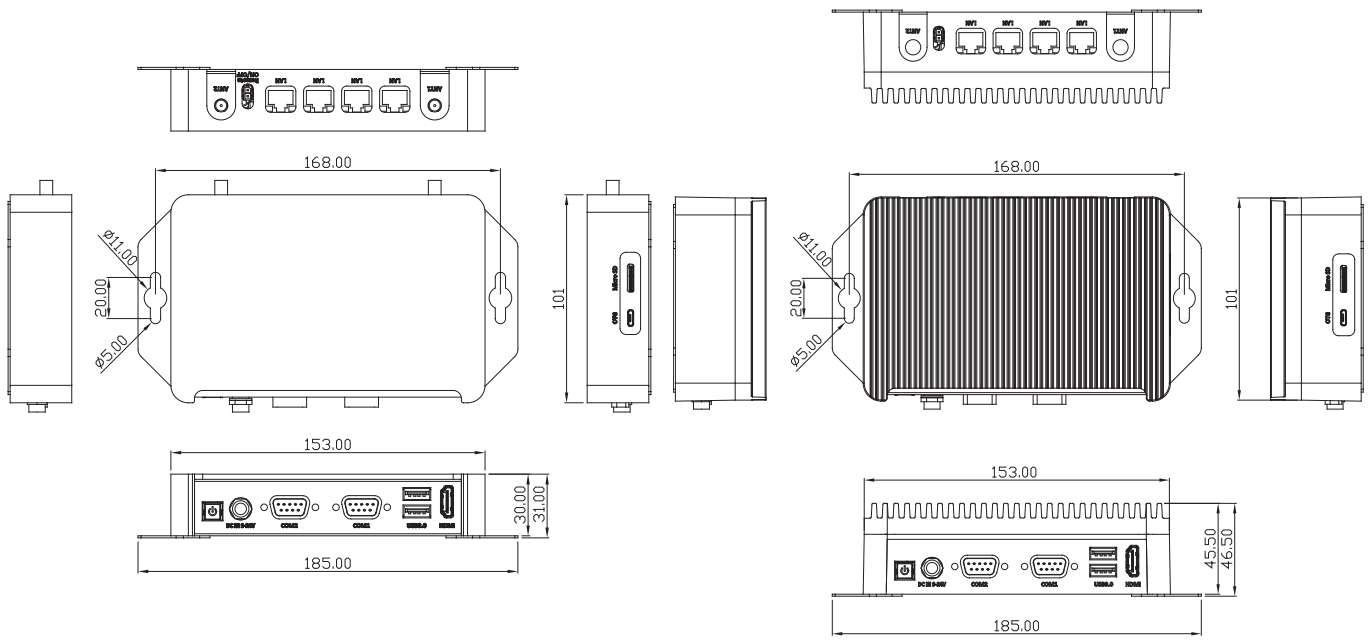

BOXER-8120AI-A1-1010

BOXER-8120AI-A1-CS-N0001

Ordering Information

Part Number	CPU	PCH	RAM	LAN	USB 3.2 Gen 1	USB 2.0	RS-232	RS-232/422/485	Digital I/O	Audio	Storage	Display	Expansion	Mounting	Power	Operation temp.
BOXER-8120AI-A1-1010	HMP Dual Denver 2 + Quad ARM A57	—	8	4	2	—	2	—	—	—	32G eMMC	HDMI x 1	MicroSD x1 SATA x1 (option) USB 2.0 x 3 (option)	Wallmount	10 ~ 24V	-20°C ~ 50°C
BOXER-8120AI-A1-CS-N0001	HMP Dual Denver 2 + Quad ARM A57	—	8	4	2	—	2	—	—	—	32G eMMC	HDMI x 1	MicroSD x1 SATA x1 (option) USB 2.0 x 3 (option)	Wallmount	10 ~ 24V	-20°C ~ 50°C

Packing List

- **Wallmount Bracket x 1**
- **Screw Package x 1**
- **BOXER-8120AI**

Optional Accessories

- **125530060Z**
  Power Adapter
- **1702031802**
  Power Cord (US Type)
- **1702031803**
  Power Cord (Europe)
- **170203180E**
  Power Cord (Japan)

BOXER-8221AI

AI@Edge Compact Fanless Embedded BOX PC with NVIDIA Jetson Nano

Front View

TAIWAN EXCELLENCE 2021



Rear View



Features

- NVIDIA Jetson nano
- Quad core ARM A57 Processor
- 4GB LPDDR4 + 16GB Micro-SD or eMMC
- LAN x 1 + RS-232 x 2
- 12Vdc Power input

LPDDR4 USB 3.2 Gen 1 Giga LAN HDMI

Specifications

System	
AI Accelerator	Nvidia Jetson Nano
CPU	Quad Core ARM® Cortex®-A57 MPCore Proccessor
System Memory	4GB LPDDR4
Storage Device	32GB Micro-SD (A version) or 16GB eMMC (B version)
Display Interface	HDMI 2.0
Ethernet	10/100/1000Base-TX x 1
I/O	USB 3.2 Gen 1 x 4 LAN x 1 RS-232 x 2 HDMI x 1 MicroSD x 1 DC Power Input x 1 Recovery Button x 1 Micro-USB for Flash OS x 1
Expansion	M.2 E-Key 2230 x 1(for WiFi)
Indicator	Power LED x 1
OS Support	Linux (AAEON ACLinux 4.9) Linux (NVIDIA Jetpack 4.5)
Power Supply	
Power Requirement	12Vdc w/ 2-pin terminal block
Mechanical	
Mounting	Wallmount
Dimensions (W x D x H)	3.39" x 2.87" x 1.3" (88mm x 75mm x 39mm)
Gross Weight	1.10 lb (0.5 Kg)
Net Weight	0.66 lb (0.3 Kg)
Environmental	
Operating Temperature	-4°F ~ 122°F (-20°C ~ 50°C, according to IEC60068-2 with 0.5 m/s AirFlow)
Storage Temperature	-49°F ~176°F (-45°C ~ 80°C)
Storage Humidity	95% @ 40°C, non-condensing
Anti-Vibration	3 Grms/ 5 ~ 500Hz/ operation – MicroSD or eMMC
Anti-Shock	—
Certification	CE/FCC class A

Note: All specifications are subject to change without notice.

Dimension

Unit: mm

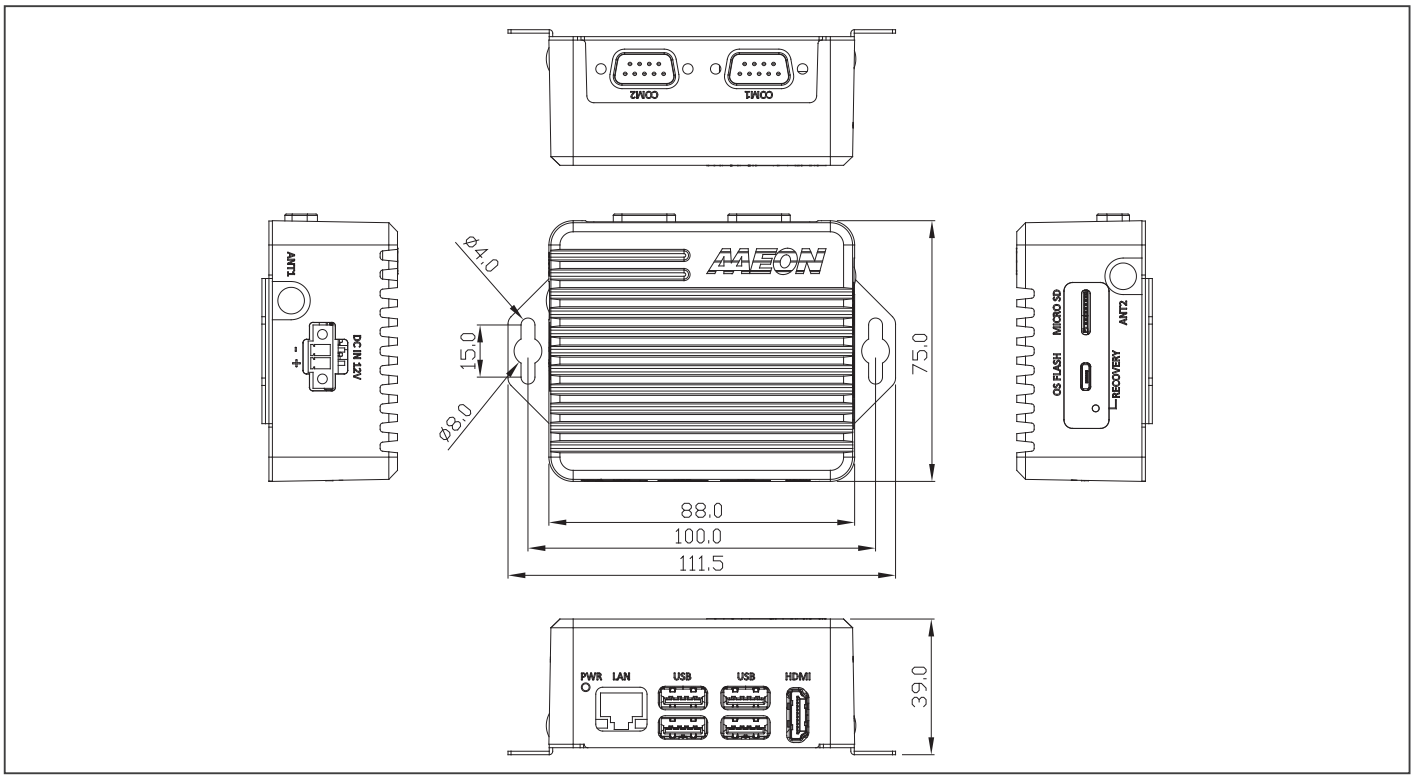

Ordering Information

Part Number	AI solution	LAN	USB	RS-232	Storage	Display	Mounting	Power	Operation temp.	Operation System
BOXER-8221AI-A2-1110	Jetson Nano	1	USB 3.2 Gen 1 x 4	2	32GB MicroSD x 1	HDMI x 1	Wallmount	12Vdc w/ 2 pin terminal block	-20°C ~ 50°C	ACLinux
BOXER-8221AI-B1-1111	Jetson Nano	1	USB 3.2 Gen 1 x 4	2	16GB eMMC MicroSD Slot x 1	HDMI x 1	Wallmount	12Vdc w/ 2 pin terminal block	-20°C ~ 50°C	ACLinux
BOXER-8221AI-A4-1110	Jetson Nano	1	USB 3.2 Gen 1 x 4	2	32GB MicroSD x 1	HDMI x 1	Wallmount	12Vdc w/ 2 pin terminal block	-20°C ~ 50°C	NVIDIA Jetpack 4.5
BOXER-8221AI-B3-1111	Jetson Nano	1	USB 3.2 Gen 1 x 4	2	16GB eMMC MicroSD Slot x 1	HDMI x 1	Wallmount	12Vdc w/ 2 pin terminal block	-20°C ~ 50°C	NVIDIA Jetpack 4.5

Packing List

- **Wallmount Bracket x 2**
- **Power Connector x 1**
- **BOXER-8221AI**

Optional Accessories

- **1255300611**
  60W Power Adapter
- **1702031802**
  Power Cord (US type)
- **1702031803**
  Power Cord (European Type)
- **170203180E**
  Power Cord (Japanese Type)

BOXER-8222AI

AI@Edge Fanless Embedded Box PC with NVIDIA Jetson Nano, PD Port

Front View



Rear View



Features

- NVIDIA Jetson Nano
- PoE/PD x 1
- 4GB LPDDR4 + 16GB eMMC or 32GB SD card
- USB 3.2 Gen 1 x 4
- M.2 E-key slot x 1 for WiFi function expansion
- DC 12 ~ 24V wide voltage power input
- Wide working temperature -10°C ~ 70°C

Specifications

System	
AI Accelerator	NVidia® Jetson Nano™
CPU	Quad Core ARM® Cortex®-A57 MPCore Processor
System Memory	4GB LPDDR4
Storage Device	32 GB MicroSD Card (Version A) 16 GB eMMC (Version B) Mini-Card (Full Size) x 1 (PCIE+SATA+USB)
Display Interface	HDMI 2.0 x 1
Ethernet	10/100/1000Base-TX x 2
I/O	USB 3.2 Gen 1 x 4 LAN x 1 PD x1 (Powered Device) 40-pin I/O x 1 (GPIO/I2S/I2C/Audio/SPI/UART) RS-232 x 1 HDMI x 1 Mico-USB x 1 for Flash OS DC Power Input x 1 Recovery Button x 1 Micro-USB for Flash OS x 1
Expansion	Antenna x 2 M.2 2230 E Key x 1 (for Wi-Fi)
Indicator	Power LED x 1
OS Support	Linux (AAEON ACLinux 4.9) Linux (NVIDIA Jetpack 4.5)
Power Supply	
Power Requirement	DC 12V~24V 2-pin terminal
Mechanical	
Mounting	Wallmount
Dimensions (W x D x H)	6.92” x 3.94” x 1.54” (175.8 mm x 100.0 mm x 39.0 mm)
Gross Weight	2.31 lbs (1.05 kg)
Net Weight	1.28 lbs (0.58 kg)
Environmental	
Operating Temperature	14°F ~ 158°F (-10°C ~ 70°C, according to IEC60068-2 with 0.5 m/s AirFlow)
Storage Temperature	-40 °F ~ 176°F(-40°C ~ 80°C)
Storage Humidity	95% @ 40C, non-condensing
Anti-Vibration	Random, 3.5Grm, 5~500Hz
Anti-Shock	—
Certification	CE/FCC class A

Note: All specifications are subject to change without notice.

Dimension

Unit: mm

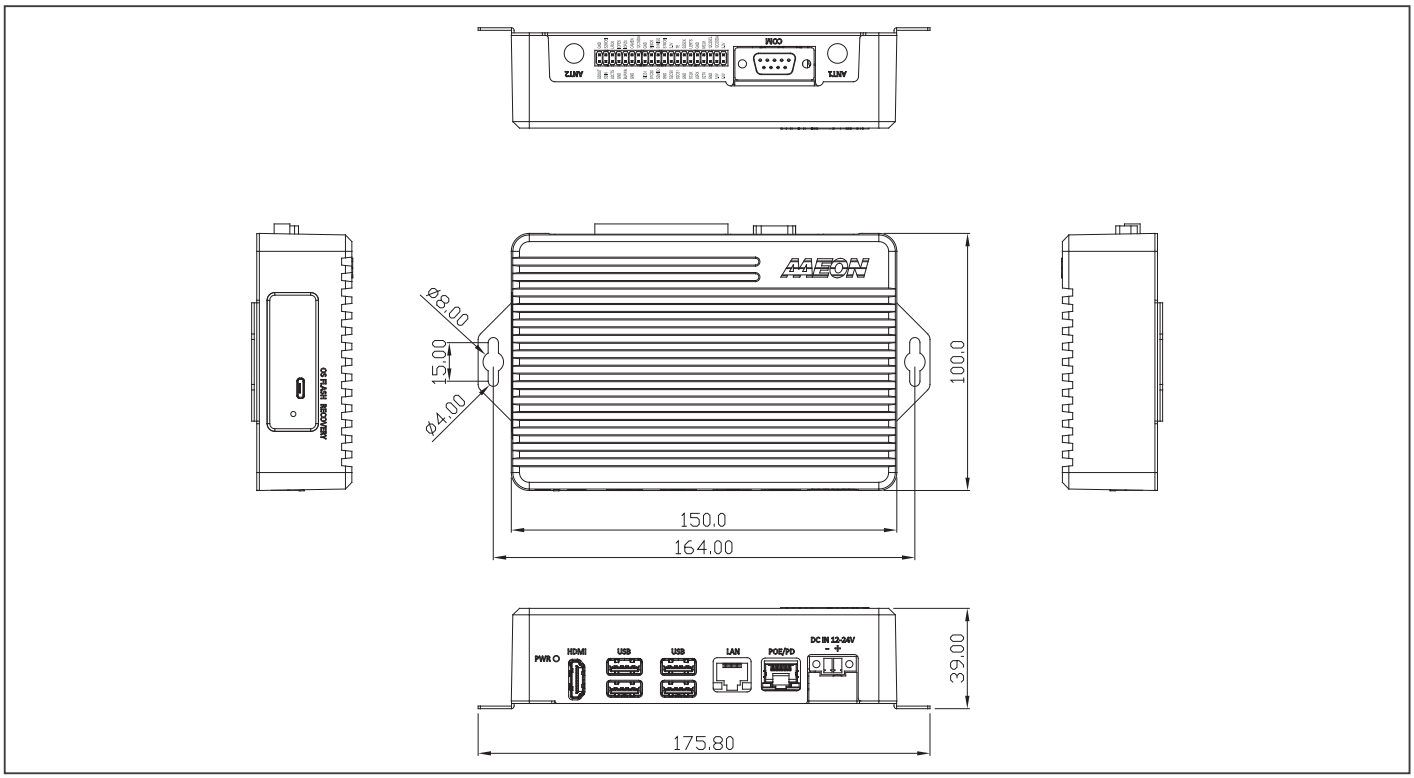

Ordering Information

PART NUMBER	AI SOLUTION	LAN	USB	RS-232	I/O	STORAGE	EXPANSION	DISPLAY	MOUNTING	POWER	OPERATION TEMP	OPERATION SYSTEM
BOXER-8222AI-A1-1010	NVidia® Jetson Nano™	GbE PD x 1	GbE LAN x 1 USB 3.2 Gen 1 x 4	1	40-pin I/O 3.3V x 2 pin, 5.0V x 2 pin, GND x 8 pin, I2C x 2, SPI x 2, I2S x 1, UART x 1 , GPIO x 4	32 GB MicroSD Card x 1 Mini-Card (Full Size) slot x 1	M.2 E-key 2230 slot x 1	HDMI x 1	Wallmount	DC 12V~24V	-10°C ~ 70°C with 0.5m/s airflow	ACLinux 4.9
BOXER-8222AI-A3-1010	NVidia® Jetson Nano™	GbE PD x 1	GbE LAN x 1 USB 3.2 Gen 1 x 4	1	40-pin I/O 3.3V x 2 pin, 5.0V x 2 pin, GND x 8 pin, I2C x 2, SPI x 2, I2S x 1, UART x 1 , GPIO x 4	32 GB MicroSD Card x 1 Mini-Card (Full Size) slot x 1	M.2 E-key 2230 slot x 1	HDMI x 1	Wallmount	DC 12V~24V	-10°C ~ 70°C with 0.5m/s airflow	NVIDIA Jetpack 4.5
BOXER-8222AI-B3-1010	NVidia® Jetson Nano™	GbE PD x 1	GbE LAN x 1 USB 3.2 Gen 1 x 4	1	40-pin I/O 3.3V x 2 pin, 5.0V x 2 pin, GND x 8 pin, I2C x 2, SPI x 2, I2S x 1, UART x 1 , GPIO x 4	16GB eMMC Mini-Card (Full Size) slot x 1	M.2 E-key 2230 slot x 1	HDMI x 1	Wallmount	DC 12V~24V	-10°C ~ 70°C with 0.5m/s airflow	NVIDIA Jetpack 4.5

Packing List

- **Power Connector x 1**
- **BOXER-8222AI**

Optional Accessories

- **1255300611**
  60W Power Adapter
- **1702031802**
  Power Cord (US type)
- **1702031803**
  Power Cord (European Type)
- **170203180E**
  Power Cord (Japanese Type)

BOXER-8223AI

AI@Edge Compact Fanless Embedded BOX PC with NVIDIA Jetson Nano

Front View



Rear View



Features

- NVIDIA Jetson Nano
- 4GB LPDDR4
- 16GB eMMC + Micro SD card slot
- PoE/PSE GbE LAN x 2
- HDMI Input
- Digital I/O 13-channel
- Full-size Minicard x 1 w/ SIM Slot
- 12~24Vdc Power Input

LPDDR4 USB 3.2 Gen 1 1000 Giga LAN HDMI

Specifications

System	
AI Accelerator	Nvidia Jetson Nano
CPU	Quad Core ARM® Cortex®-A57 MPCore Proccessor
System Memory	4GB LPDDR4
Storage Device	16GB eMMC + Micro SD card slot
Display Interface	HDMI Type A 2.0 *1 (Output) HDMI Type A 1.4 *1 (Input)
Ethernet	POE PSE LAN x2 (802.3at)
I/O	USB Type A x 4 for USB 3.2 Gen1 GbE LAN with LED Indicator POE PSE LAN x2 (802.3at) DB-9 x 1 for RS-232/485 DB15 x 1 Female for 13 Channel DIO O.S Flash port x 1 Recovery port x1 Antenna opening x 2 HDMI Type A 2.0 *1 (Output) HDMI Type A 1.4 *1 (Input via MIPI CSI) Power bottom *1
Expansion	Minicard*1 w/ SIM slot M.2 E-Key 2230 x 1(for WiFi)
Indicator	Power LED x 1
OS Support	Nvidia Jetpack 4.5 or above
Power Supply	
Power Requirement	DC 12V~24V with 2-pin terminal block ATX mode
Mechanical	
Mounting	Wall mount kit (default)
Dimensions (W x D x H)	7.09" x 5.35" x 2.41" (180.0 mm x 136 .0 mm x 61.1 mm)
Gross Weight	4.63 lbs. (2.1 kg)
Net Weight	2.87 lbs. (1.3 kg)
Environmental	
Operating Temperature	14°F ~ 158°F (-10°C ~ 70°C), with 0.5m/s airflow
Storage Temperature	-40°F ~ 176°F (-40°C ~ 80°C)
Storage Humidity	5 ~ 95% @ 40°C, non-condensing
Anti-Vibration	Random, 3 Grms, 5~500Hz
Anti-Shock	50G peak acceleration (11 msec. duration,eMMC)
Certification	CE / FCC class A / UKCA

Note: All specifications are subject to change without notice.

Dimension

Unit: mm

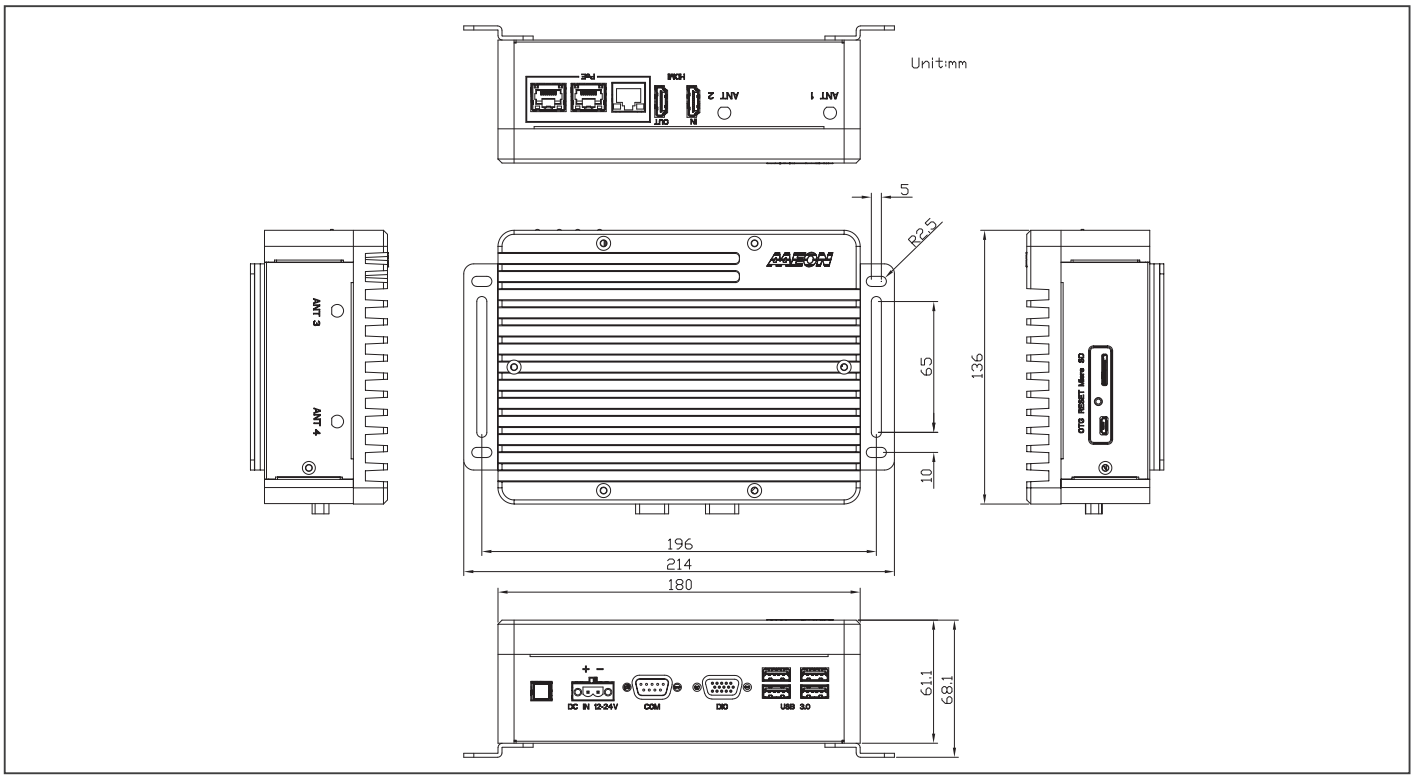

Ordering Information

Part Number	AI Accelerator	LAN	POE	USB 3.2 Gen 1	RS-232/485	Storage	Display	Mounting	Power	Operation temp.
BOXER-8223AI-A3-1010	NVidia® Jetson Nano™	1	2	4	1	16GB eMMC + MicroSD	HDMI IN x 1 HDMI OUT x 1	Wallmount	DC 12V~24V	-10°C ~ 70°C with 0.5m/s airflow

Packing List

- **Power Connector**
- **BOXER-8223AI**

Optional Accessories

- **1255X00035**
  120W Power Adapter
- **1702031802**
  Power Cord (US type)
- **1702031803**
  Power Cord (European Type)
- **170203180E**
  Power Cord (Japanese Type)

BOXER-8230AI

AI@Edge Compact Fanless Embedded BOX PC with NVIDIA® Jetson™ TX2 NX

BOXER-8230AI-A3
Front View



Rear View



BOXER-8230AI-A4
Front View



Rear View



Features

- NVIDIA® Jetson™ TX2 NX
- 4GB LPDDR4
- Multi-storage option: 16GB eMMC / MicroSD slot / 2.5” drive bay
- Support Operating Temperature -25°C ~ 75°C
- GbE LAN x 5
- USB 3.2 Gen 1 x 4
- 10~24Vdc Power input

LPDDR4 USB 3.2 Gen 1 1000 Giga LAN HDMI

Specifications

System	
AI Accelerator	NVIDIA® Jetson™ TX2 NX
CPU	NVIDIA® Denver 2 (Dual-Core) Processor & ARM® Cortex® -A57 MPCore (Quad-Core) Processor
System Memory	4GB 128-bit LPDDR4 @ 1600 MHz
Storage Device	eMMC 5.1 16GB MicroSD card slot x 1 2.5” SATA drive bay x 1 (A4 only)
Display Interface	HDMI Type A x 1 for HDMI 2.0
Ethernet	RJ-45 x 5 for GbE LAN
I/O	USB Type A x 4 for USB 3.2 Gen 1 DB-9 x 2 for RS-232 HDMI Type A x 1 for HDMI 2.0 MicroSD slot x 1 Micro USB x 1 for O.S Flash Recovery button x 1 Power button with power LED x 1
Expansion	SATA III Port x 1 for 2.5” SATA drive (A4 only)
Indicator	Power LED x 1
OS Support	Ubuntu 18.04
Power Supply	
Power Requirement	DC-in 10V~24V with 2-pin terminal block ATX mode
Mechanical	
Mounting	Wall mount kit
Dimensions (W x D x H)	A3 : 6.92” x 3.94” x 1.54”(175.8mm x 100.0mm x 39.0mm) A4 : 6.92” x 3.94” x 2.41”(175.8mm x 100.0mm x 61.3mm)
Gross Weight	A3 : 2.91lbs (1.3kg) A4 : 3.5lbs (1.6kg)
Net Weight	A3 : 1.51lbs (0.67kg) A4 : 2.0lbs (0.91kg)
Environmental	
Operating Temperature	A3 : -13°F ~ 149°F(-25°C ~ 65°C,according to IEC60068-2 with 0.5 m/s AirFlow) A4 : -13°F ~ 167°F(-25°C ~ 75°C,according to IEC60068-2 with 0.5 m/s AirFlow)
Storage Temperature	-40°F ~ 176°F (-40°C ~ 80°C)
Storage Humidity	5 ~ 95% @ 40°C, non-condensing
Anti-Vibration	3.5Grm / 5~500Hz / operation (eMMC, MicroSD, or SSD)
Anti-Shock	50G peak acceleration (11 msec. duration, eMMC, microSD, or SSD)
Certification	CE / FCC class A

Note: All specifications are subject to change without notice.

Dimension

Unit: mm

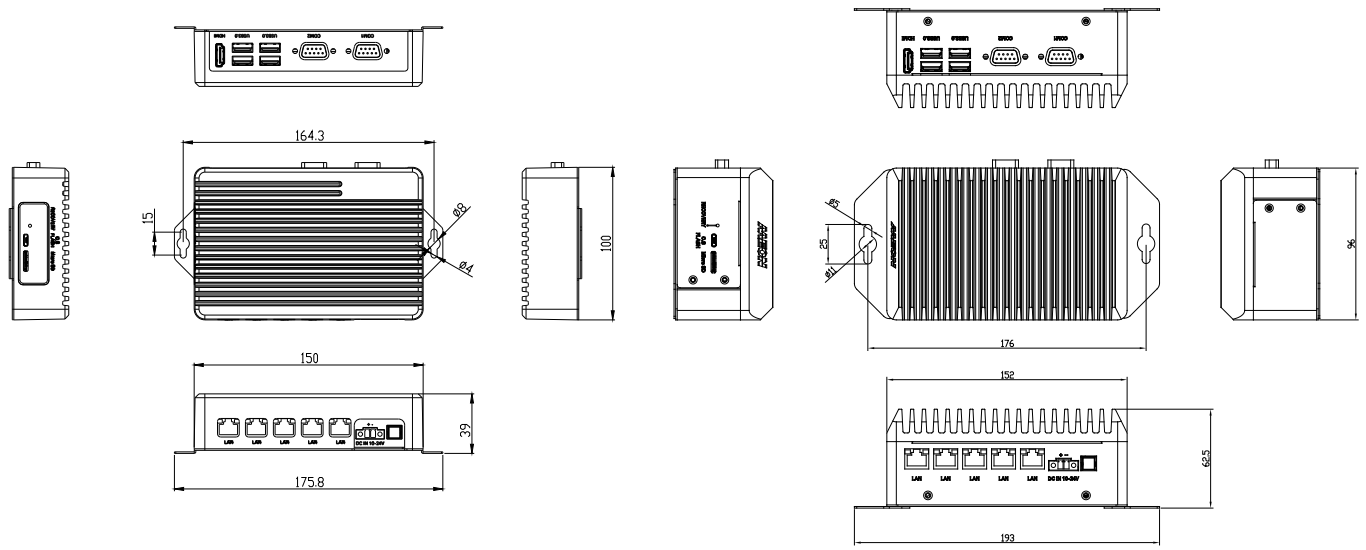

BOXER-8230AI-A3

BOXER-8230AI-A4

Ordering Information

Part Number	AI Accelerator	LAN	USB 3.2 Gen1	RS-232	Storage	Display	Mounting	Power	Operation temp.
BOXER-8230AI-A3-1010	TX2 NX	5	4	2	16GB eMMC / MicroSD slot	HDMI x 1	Wallmount	DC 10V~24V	-25°C ~ 65°C with 0.5m/s airflow
BOXER-8230AI-A4-1010	TX2 NX	5	4	2	16GB eMMC / MicroSD slot/2.5" SATA drive bay	HDMI x 1	Wallmount	DC 10V~24V	-25°C ~ 75°C with 0.5m/s airflow

Packing List

- **Wallmount Bracket x 2 (A4 only)**
- **Screw Package x 1 (A4 only)**
- **2.5" drive bracket x 1 (A4 only)**
- **Power Connector x 1**
- **BOXER-8230AI**

Optional Accessories

- **1255300611**
  60W Power Adapter
- **1702031802**
  Power Cord (US type)
- **1702031803**
  Power Cord (European Type)
- **170203180E**
  Power Cord (Japanese Type)

BOXER-8231AI

AI@Edge Compact Fanless Embedded BOX PC with NVIDIA Jetson TX2 NX

Front View



Rear View



Features

- NVIDIA® Jetson™ TX2 NX
- 4GB LPDDR4 + 16GB eMMC
- USB3.2 Gen 1 x 4
- LAN x 1 + RS-232 x 2
- 12Vdc Power input

Specifications

System	
AI Accelerator	NVIDIA® Jetson™ TX2 NX
CPU	4 Core ARM A57 Complex and 2 core NVIDIA Denver2 64-bit CPU
System Memory	4GB LPDDR4
Storage Device	16GB eMMC + MicroSD
Display Interface	HDMI 2.0
Ethernet	10/100/1000Base-TX x 1
I/O	USB 3.2 Gen 1 x 4 LAN x 1 RS-232 x 2 HDMI x 1 MicroSD x 1 DC Power Input x 1 Recovery Button x 1 Micro-USB for Flash OS x 1
Expansion	M.2 E-Key 2230 x 1(for WiFi)
Indicator	Power LED x 1
OS Support	Linux (AAEON ACLinux 4.9) Linux (NVIDIA Jetpack 4.5 and above)
Power Supply	
Power Requirement	12Vdc w/ 2-pin terminal block
Mechanical	
Mounting	Wallmount
Dimensions (W x D x H)	3.46" x 2.95" x 1.53" (88mm x 75mm x 39mm)
Gross Weight	1.10 lb (0.5 kg)
Net Weight	0.66 lb (0.3 kg)
Environmental	
Operating Temperature	-25°C ~ 45°C, according to IEC60068-2 with 0.5 m/s AirFlow
Storage Temperature	-40°F ~ 176°F (-40°C ~ 80°C)
Storage Humidity	95% @ 40°C, non-condensing
Anti-Vibration	3.5 Grms/ 5 ~ 500Hz/ operation – eMMC
Anti-Shock	50G peak acceleration (11 msec. duration) – eMMC
Certification	CE/FCC class A

Note: All specifications are subject to change without notice.

Dimension

Unit: mm

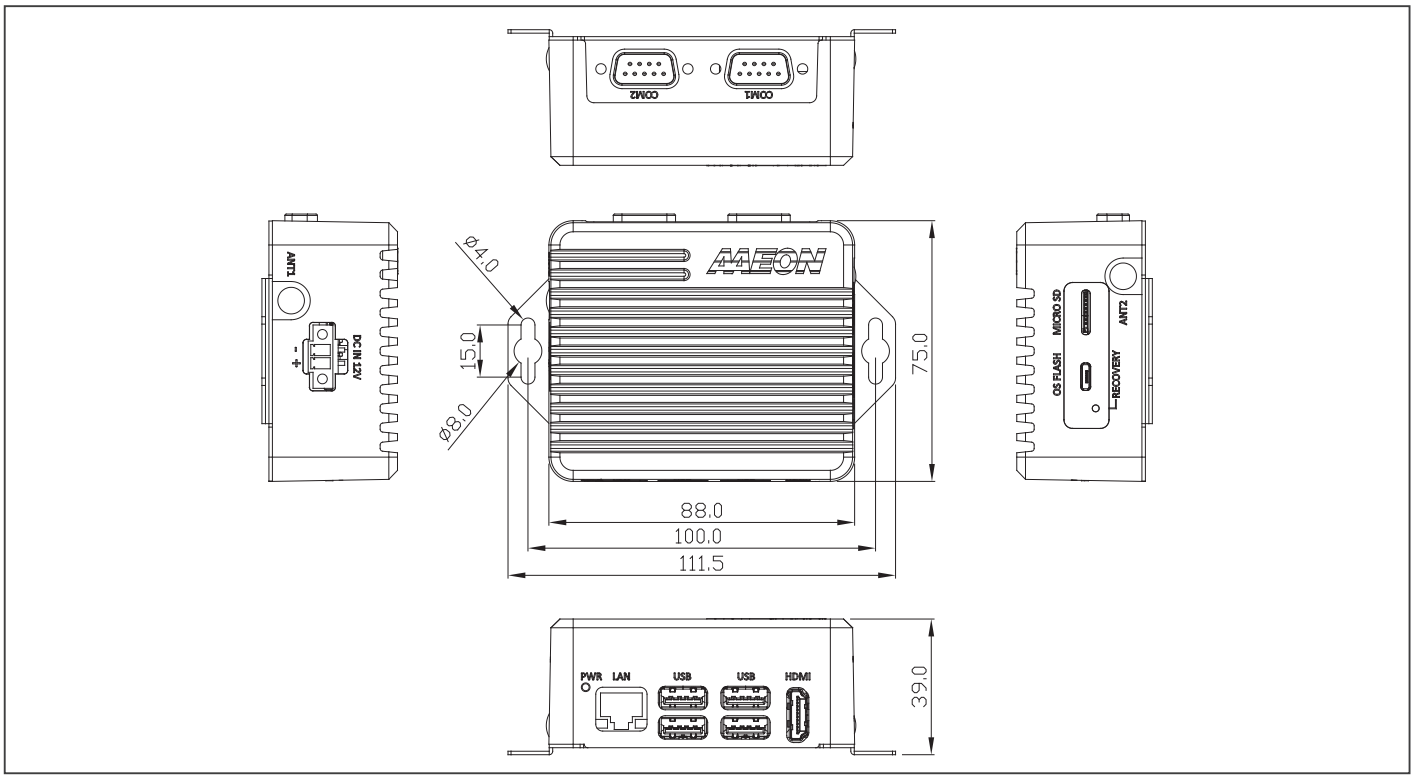

Ordering Information

Part Number	CPU Module	RAM	LAN	USB 3	USB 2	RS-232	RS-232/422/485	Digital I/O	Audio	Storage	Display	Expansion	Mounting	Power	Operation temp.
BOXER-8231AI-A3-1010	Jetson TX2 NX	4 GB 128-bit LPDDR4	1	4	—	2	—	—	—	16GB eMMC + MicroSD	HDMI x 1	M.2 E-Key 2230 x 1 (for WiFi)	Wallmount	12V	-25°C ~ 45°C

Packing List

- **Power Connector x 1**
- **BOXER-8231AI**

Optional Accessories

- **1255300611**
  60W Power Adapter
- **1702031802**
  Power Cord (US type)
- **1702031803**
  Power Cord (European Type)
- **170203180E**
  Power Cord (Japanese Type)

BOXER-8233AI

AI@Edge Compact Fanless Embedded BOX PC with NVIDIA® Jetson™ TX2 NX

Front View



Rear View



Features

- **NVIDIA® Jetson™ TX2 NX**
- **4GB LPDDR4**
- **Multi-storage option: 16GB eMMC / MicroSD slot / mSATA slot / 2.5 drive bay**
- **GbE PoE/PSE LAN x 2**
- **HDMI Input x 1 & HDMI Output x 1**
- **Digital I/O 13-channel**
- **Expansion support for WiFi/LTE**

LPDDR4 USB 3.2 Gen 1 1000 Giga LAN HDMI

Specifications

System	
AI Accelerator	NVIDIA® Jetson™ TX2 NX
CPU	NVIDIA® Denver 2 (Dual-Core) Processor & ARM® Cortex® -A57 MPCore (Quad-Core) Processor
System Memory	4GB 128-bit LPDDR4
Storage Device	eMMC 16GB MicroSD slot x 1 Full-size mSATA (sharing slot with Full-size minicard module) 2.5" SATA drive bay x 1
Display Interface	HDMI Type A x 1 for HDMI 2.0
Ethernet	RJ-45 x 2 for GbE PoE/PSE (802.3at) RJ-45 x 1 for GbE LAN
I/O	USB Type A x 4 for USB 3.2 Gen 1 USB Micro A/B x 1 for OS Flash RJ45 x 2 for GbE PoE/PSE x 2 (802.3at) (Total 60W) RJ-45 x 1 for GbE LAN DB-9 x 1 for RS-232/485 & CANbus DB15 x1 for Digital I/O 13-Channel (programmable) Recovery port x1 MicroSD slot x 1 Antenna opening x 4 HDMI Type A for HDMI 2.0 output x 1 HDMI Type A for HDMI 1.4 input x 1 Power Button x 1
Expansion	Full-size minicard slot x1 (PCIe/USB/mSATA, default PCIe) M.2 E-Key 2230 x 1 (for WiFi) SIM socket x 1 SATA III (6.0 Gbps) port x 1 for 2.5" drive
Indicator	Power LED x 1
OS Support	Linux (NVIDIA Jetpack 4.5.1)
Power Supply	
Power Requirement	DC 12V~24V with 2-pin terminal block ATX mode
Mechanical	
Mounting	Wall mount kit
Dimensions (W x D x H)	7.09" x 5.35" x 2.41" (180.0 mm x 136 .0 mm x 61.1 mm)
Gross Weight	4.63 lbs. (2.1kg)
Net Weight	2.87 lbs. (1.3kb)
Environmental	
Operating Temperature	5°F ~ 131°F (-15°C ~ 55°C, according to IEC60068-2 with 0.5 m/s airflow)
Storage Temperature	-40°F ~ 176°F (-40°C ~ 80°C)
Storage Humidity	5 ~ 95% @ 40°C, non-condensing
Anti-Vibration	3.5Grm / 5~500Hz / operation (eMMC, MicroSD, mSATA, or SSD)
Anti-Shock	50G peak acceleration (11 msec. duration, eMMC, microSD, mSATA, or SSD)
Certification	CE / FCC class A / UKCA

Note: All specifications are subject to change without notice.

Dimension

Unit: mm

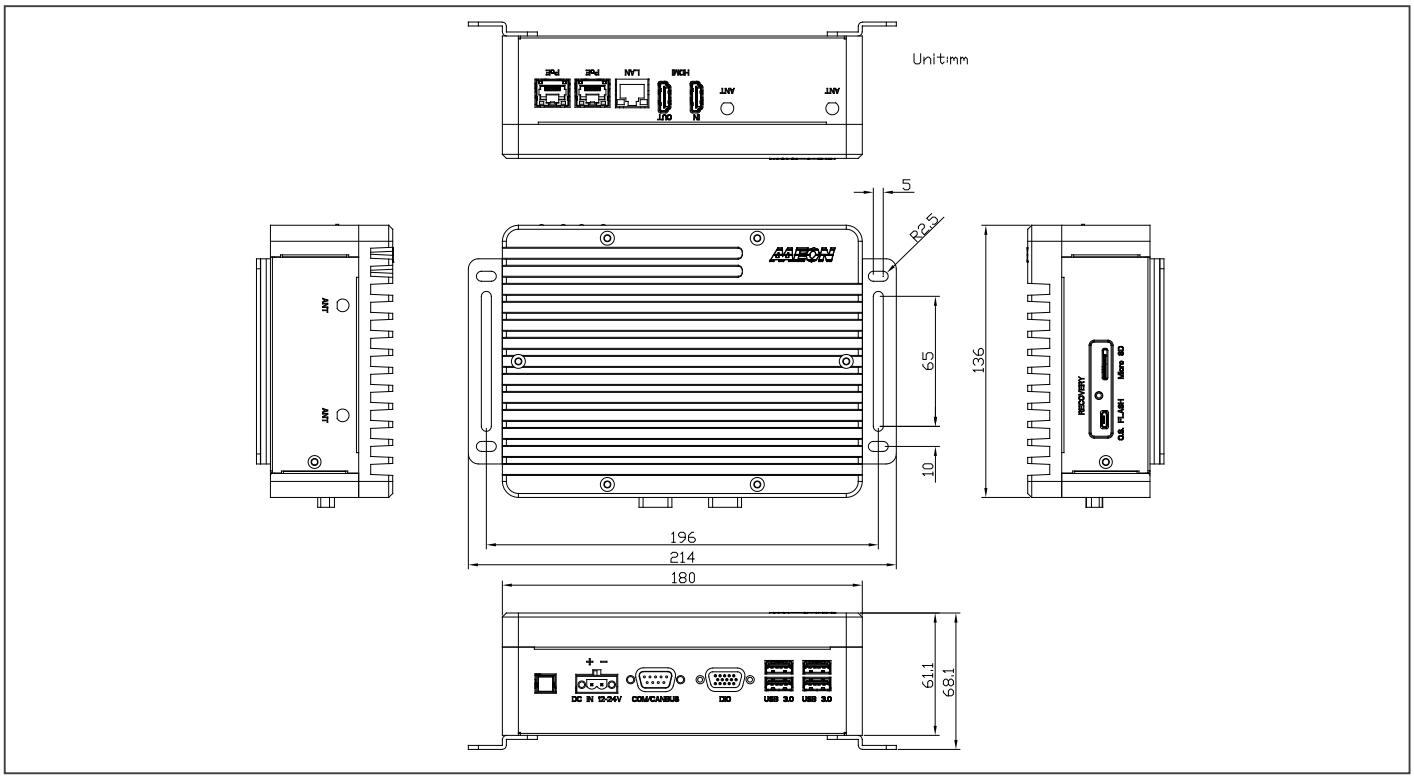

Ordering Information

Part Number	AI Accelerator	LAN	POE	USB 3.2 Gen1	RS-232/485 & CANbus	Storage	Display	Mounting	Power	Operation temp.	OPERATION SYSTEM
BOXER-8233AI-A3-1010	Jetson TX2 NX	1	2	4	1	16GB eMMC / MicroSD slot / mSATA slot / 2.5 drive bay	HDMI OUT x 1	Wall mount kit	DC 12V~24V	-15°C ~ 55°C with 0.5m/s airflow	NVIDIA Jetpack 4.5.1

Packing List

- **Wallmount Bracket x 2**
- **Power Connector x 1**
- **Screw Package x 1**
- **BOXER-8233AI**

Optional Accessories

- **1255X00035**
  120W Power Adapter
- **1702031802**
  Power Cord (US type)
- **1702031803**
  Power Cord (European Type)
- **170203180E**
  Power Cord (Japanese Type)

BOXER-8240AI

AI@Edge Fanless Embedded Box PC with NVIDIA AGX Xavier

Front View



TAIWAN EXCELLENCE 2022

Rear View



Bottom View



Features

- 512-core Volta GPU with Tensor Cores
- Support RJ-45 x 4 for PoE (802.11af, total 60W)
- Support DB-9 x 1 for RS-232/422/485, CANBUS x 1
- Support GPIO 40 pins ,Mic in and Line out
- Supoort M.2 E key, M key and SATA storage

LPDDR4 USB 3.2 Gen 1 Giga LAN HDMI

Specifications

System	
AI Accelerator	NVidia® AGX Xavier
CPU	8-core ARM v8.2 64bit CPU, 8MB L2 + 4MB L3
System Memory	32 GB 256-Bit LPDDR4 x 1 137 GB/s
Storage Device	32GB eMMC 5.1 Micro SD card slot 2.5" SATA drive bay M.2 Key M 2280
Display Interface	HDMI 2.0 x 1
Ethernet	10/100/1000 Base-TX with IEEE 802.11 af PoE LAN x 4
I/O	PoE x 4 (IEEE 802.af, total 60W) USB Type A x 1 for USB 3.2 Gen 1 USB Type C x 2 for USB 3.2 Gen 1 USB Type A x 1 for USB 2.0 RS-232/422/485 x1 CANBUS x 1 HDMI 2.0 x1 DP 1.4 x 1 Mic-in x 1 Line-out x 1 MicroSD slot x 1 Micro USB x 1 for O.S Flash Recovery button x 1 Power button x 1
Expansion	Expansion header 40-pin GPIO compliance with Nvidia Dev Kit 40 pins (4 pins CANBUS occupied) USB 2.0 header x 1 (Optional, circuit reserved) M.2 Key E 2230 x 1 for WiFi/Bluetooth (PCIe[x1] + USB) M.2 Key M 2280 x 1 (PCIe[x4]) SATA x 1 RS-232/422/485 pin header x 1
Indicator	Power LED x 1
OS Support	Linux (AAEON ACLinux 4.9) Linux (NVIDIA Jetpack 4.5)
Power Supply	
Power Requirement	DC 12V~24V 2-pin terminal
Mechanical	
Mounting	Wallmount
Dimensions (W x D x H)	8.26" x 6.46" x 2.32" (210mm x 164.2mm x 59mm)
Gross Weight	6 lbs (2.72kg)
Net Weight	4.23 lbs (1.92kg)
Environmental	
Operating Temperature	14°F ~ 131°F (-10°C ~ 55°C, according to IEC60068-2 with 0.5 m/s AirFlow)
Storage Temperature	-40 °F ~ 158°F(-40°C ~ 70°C)
Storage Humidity	95% @ 40°C, non-condensing
Anti-Vibration	Random, 3 Grms, 5 ~ 500Hz
Anti-Shock	—
Certification	CE/FCC class A

Note: All specifications are subject to change without notice.

Dimension

Unit: mm

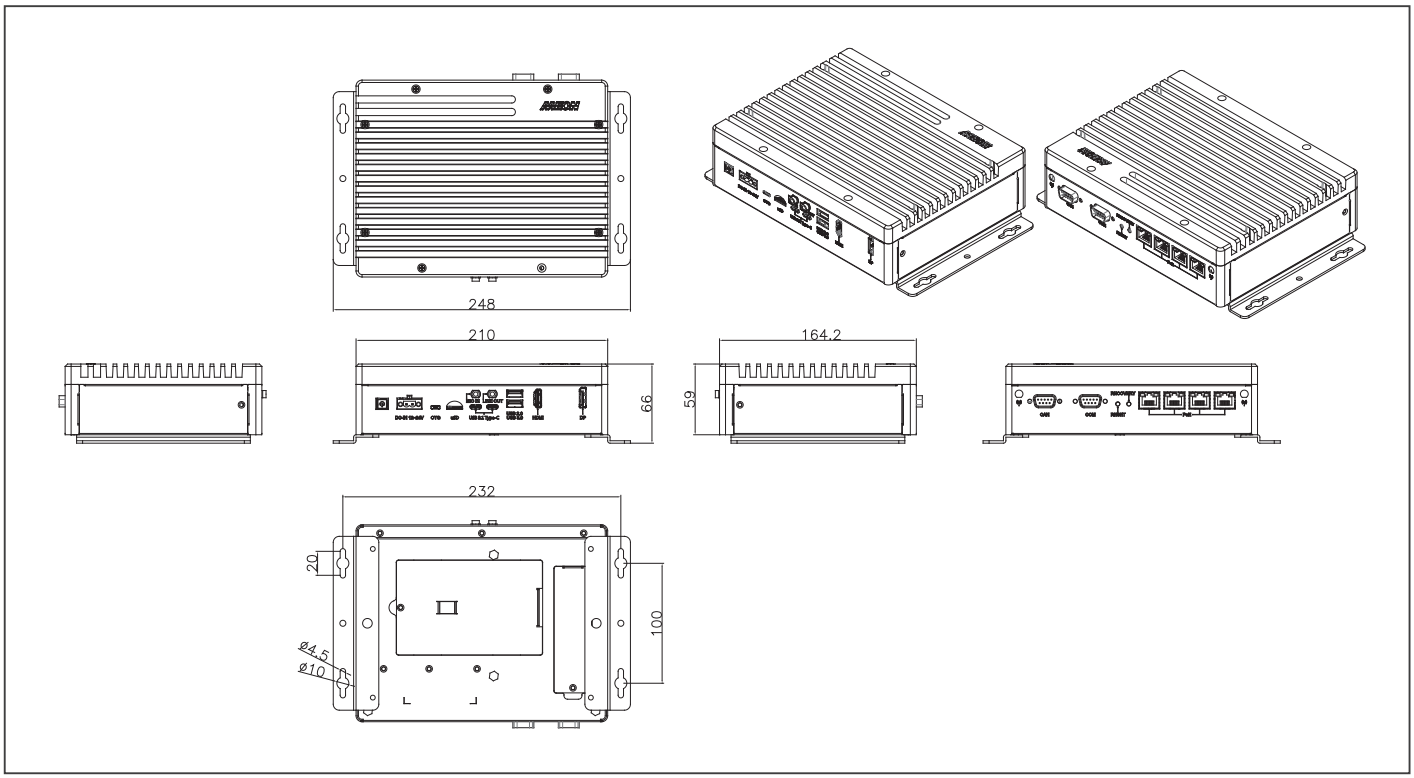

Ordering Information

Part Number	AI SOLUTION	POE	USB	RS-232/422/485	CANBUS	STORAGE	EXPANSION	DISPLAY	AUDIO	MOUNTING	POWER	OPERATION TEMP	OPERATION SYSTEM
BOXER-8240AI-A1-1010	NVIDIA AGX Xavier	4	USB 3.2 Gen 1 x 2 + 2 (TypeA+C)	1	Dual Canbus in one Connector	eMMC / M.2 M Key / Micro-SD / 2.5" SATA	M.2 E Key 40-pin DIO	HDMI x 1 DP x1	MIC-in x1 LINE-OUT x1	Wallmount	DC 12V~24V	-10°C ~ 55°C	ACLinux
BOXER-8240AI-A2-1010	NVIDIA AGX Xavier	4	USB 3.2 Gen 1 x 2 + 2 (TypeA+C)	1	Dual Canbus in one Connector	eMMC / M.2 M Key / Micro-SD / 2.5" SATA	M.2 E Key 40-pin DIO	HDMI x 1 DP x1	—	Wallmount	DC 12V~24V	-10°C ~ 55°C	ACLinux
BOXER-8240AI-A3-1010	NVIDIA AGX Xavier	4	USB 3.2 Gen 1 x 2 + 2 (TypeA+C)	1	Dual Canbus in one Connector	eMMC / M.2 M Key / Micro-SD / 2.5" SATA	M.2 E Key 40-pin DIO	HDMI x 1 DP x1	MIC-in x1 LINE-OUT x1	Wallmount	DC 12V~24V	-10°C ~ 55°C	NVIDIA Jetpack 4.5
BOXER-8240AI-A4-1010	NVIDIA AGX Xavier	4	USB 3.2 Gen 1 x 2 + 2 (TypeA+C)	1	Dual Canbus in one Connector	eMMC / M.2 M Key / Micro-SD / 2.5" SATA	M.2 E Key 40-pin DIO	HDMI x 1 DP x1	—	Wallmount	DC 12V~24V	-10°C ~ 55°C	NVIDIA Jetpack 4.5

Packing List

- **BOXER-8240AI**

Optional Accessories

- **1255X00035**
  120W Power Adapter
- **1702031802**
  Power Cord (US type)
- **1702031803**
  Power Cord (European Type)
- **170203180E**
  Power Cord (Japanese Type)

BOXER-8250AI

AI@Edge Fanless Embedded Box PC with NVIDIA Jetson Xavier NX, 5 GbE LAN Ports

Front View



Rear View



BOXER-8250AI-A4
Front View



Rear View



Features

- **NVIDIA® Jetson Xavier™ NX**
- **8GB LPDDR4**
- **Multi-storage option: 16GB eMMC / MicroSD slot / 2.5” drive bay**
- **Support Operating Temperature -25°C ~ 70°C**
- **GbE LAN x 5**
- **USB 3.2 Gen 1 x 4**
- **10~24Vdc Power input**

LPDDR 4x USB 3.2 Gen 1 1000 Giga LAN HDMI

Specifications

System	
AI Accelerator	Nvidia Jetson Xavier NX
CPU	6-core NVIDIA Carmel ARM® v8.2 64-bit CP
System Memory	8GB LPDDR4x
Storage Device	16 eMMC and MicroSD card slot (A1, A3) 16 eMMC and MicroSD card slot and 2.5” HDD drive(A4)
Display Interface	HDMI 2.0
Ethernet	10/100/1000Base-TX x 5
I/O	USB Type A x 4 for USB 3.2 Gen 1 RJ-45 x 5 for GbE LAN DB-9 x 2 for RS-232 HDMI Type A x 1 for HDMI 2.0 MicroSD slot x 1 Micro USB x 1 for O.S Flash Recovery button x 1 Power button with power LED x 1
Expansion	—
Indicator	Power LED x 1
OS Support	Linux (AAEON ACLinux 4.9) Linux (NVIDIA Jetpack 4.5)
Power Supply	
Power Requirement	10 ~ 24V DC with 2-pin terminal block
Mechanical	
Mounting	Wallmount
Dimensions (W x D x H)	A1, A3 : 6.92” x 3.94” x 1.54”(175.8mm x 100.0mm x 39.0mm) A4 : 6.92” x 3.94” x 2.41”(175.8mm x 100.0mm x 61.3mm)
Gross Weight	A1, A3 : 2.48 lbs (1.12 kg) A4 : 3.5lbs (1.6kg)
Net Weight	A1, A3 : 1.46 lbs (0.66 kg) A4 : 2.0lbs (0.91kg)
Environmental	
Operating Temperature	A1, A3 : 14°F ~ 149°F (-10°C ~ 65°C, according to IEC60068-2 with 0.5 m/s AirFlow) A4 : -13°F ~ 158°F (-25°C ~ 70°C, according to IEC60068-2 with 0.5 m/s AirFlow)
Storage Temperature	-40°F ~ 176°F (-40°C ~ 80°C)
Storage Humidity	95% @ 40°C, non-condensing
Anti-Vibration	3.5Grm / 5~500Hz / operation (eMMC, MicroSD, or SSD)
Anti-Shock	—
Certification	CE/FCC class A

Note: All specifications are subject to change without notice.

Dimension

Unit: mm

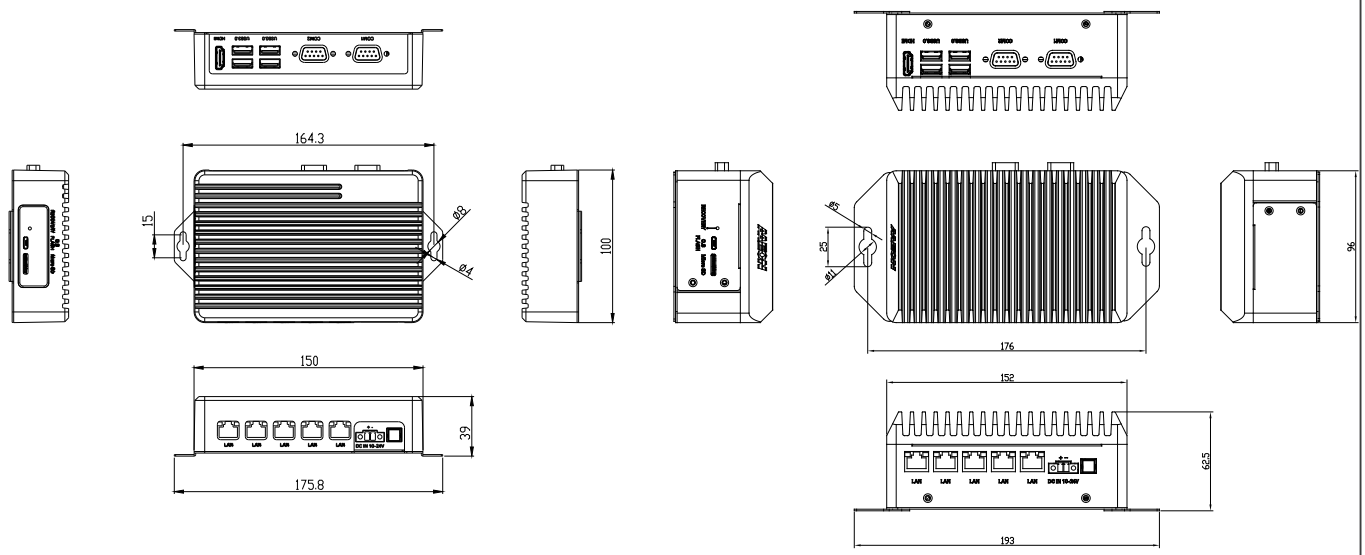

BOXER-8250AI-A1
BOXER-8250AI-A3

BOXER-8250AI-A4

Ordering Information

PART NUMBER	AI SOLUTION	LAN	USB	RS-232	STORAGE	DISPLAY	MOUNTING	POWER	OPERATION SYSTEM
BOXER-8250AI-A1-1010	Jetson Xavier NX	5	USB 3.2 Gen 1 x 4	2	16GB eMMC and Micro-SD card slot	HDMI x 1	Wallmount	10~24V	ACLinux 4.9
BOXER-8250AI-A3-1010	Jetson Xavier NX	5	USB 3.2 Gen 1 x 4	2	16GB eMMC and Micro-SD card slot	HDMI x 1	Wallmount	10~24V	NVIDIA Jetpack 4.5
BOXER-8250AI-A4-1010	Jetson Xavier NX	5	USB 3.2 Gen 1 x 4	2	16GB eMMC and Micro-SD card slot and 2.5" HDD Drive	HDMI x 1	Wallmount	10~24V	NVIDIA Jetpack 4.5

Packing List

- **Power Connector x 1**
- **BOXER-8250AI**

Optional Accessories

- **1255300611**
  60W Power Adapter
- **1702031802**
  Power Cord (US type)
- **1702031803**
  Power Cord (European Type)
- **170203180E**
  Power Cord (Japanese Type)

BOXER-8251AI

AI@Edge Compact Fanless Embedded BOX PC with NVIDIA Jetson Xavier NX

Front View



Rear View



Features

- NVIDIA® Jetson Xavier™ NX
- 8GB LPDDR4x + 16GB eMMC
- USB3.2 Gen 1 x 4
- LAN x 1 + RS-232 x 2
- 12Vdc Power input

Specifications

System	
AI Accelerator	Nvidia Jetson Xavier NX
CPU	6 Core ARM® Carmel®V8.2 64bit CPU 6MB L2 + 4MB L3
System Memory	8GB LPDDR4
Storage Device	16GB eMMC + MicroSD
Display Interface	HDMI 2.0
Ethernet	10/100/1000Base-TX x 1
I/O	USB 3.2 Gen 1 x 4 LAN x 1 RS-232 x 2 HDMI x 1 MicroSD x 1 DC Power Input x 1 Recovery Button x 1 Micro-USB for Flash OS x 1
Expansion	M.2 E-Key 2230 x 1(for WiFi)
Indicator	Power LED x 1
OS Support	Linux (AAEON ACLinux 4.9) Linux (NVIDIA Jetpack 4.5)
Power Supply	
Power Requirement	12Vdc w/ 2-pin terminal block
Mechanical	
Mounting	Wallmount
Dimensions (W x D x H)	3.46" x 2.95" x 1.53" (88mm x 75mm x 39mm)
Gross Weight	1.10 lb (0.5 kg)
Net Weight	0.66 lb (0.3 kg)
Environmental	
Storage Temperature	-40°F ~ 158°F (-40°C ~ 70°C)
Storage Humidity	95% @ 40°C, non-condensing
Anti-Vibration	3 Grms/ 5 ~ 500Hz/ operation – MicroSD or eMMC
Anti-Shock	—
Certification	CE/FCC class A

Operating Temperature

Power Mode	CPU Core	CPU Maximum Frequency	Operation Temp.
15W	6 Core	1.4GHz	-20°C ~ 40°C
	4 Core	1.4GHz	-20°C ~ 40°C
	2 Core	1.9GHz	-20°C ~ 50°C
10W	4 Core	1.2GHz	-20°C ~ 50°C
	2 Core	1.5GHz	-20°C ~ 50°C

Note 1: 100% CPU Load 100% / 100% GPU load
Note 2: No throttling of CPU
Note 3: Air flow 0.5m/s

Note: All specifications are subject to change without notice.

Dimension

Unit: mm

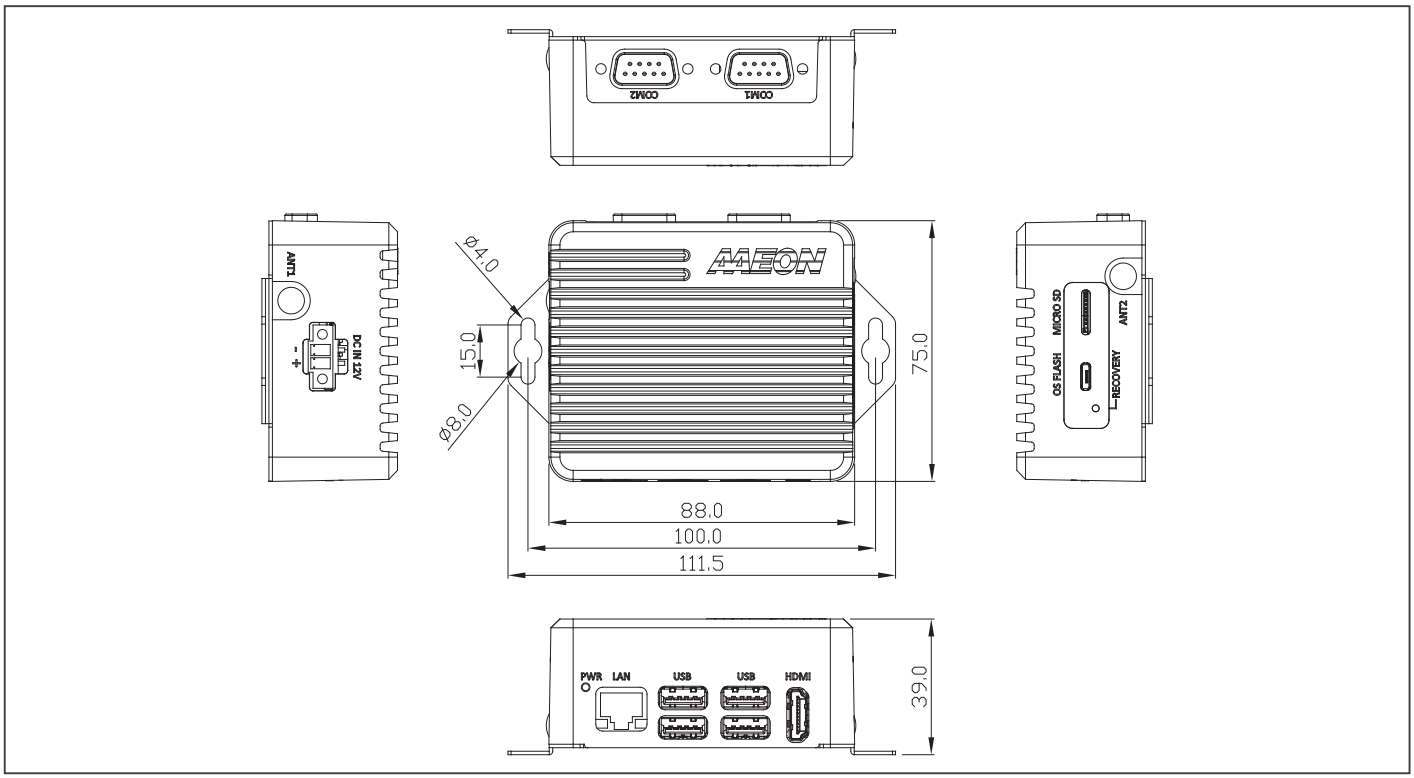

Ordering Information

PART NUMBER	AI SOLUTION	LAN	USB	RS-232	STORAGE	DISPLAY	MOUNTING	POWER	OPERATION SYSTEM
BOXER-8251AI-A1-1010	Jetson Xavier NX	1	3.2 Gen 1 x 4	2	16GB eMMC + MicroSD	HDMI x 1	Wallmount	12Vdc w/ 2 pin terminal block	ACLinux
BOXER-8251AI-A3-1010	Jetson Xavier NX	1	3.2 Gen 1 x 4	2	16GB eMMC + MicroSD	HDMI x 1	Wallmount	12Vdc w/ 2 pin terminal block	NVIDIA Jetpack 4.5

Packing List

- **Power Connector x 1**
- **BOXER-8251AI**

Optional Accessories

- **1255300611**
  60W Power Adapter
- **1702031802**
  Power Cord (US type)
- **1702031803**
  Power Cord (European Type)
- **170203180E**
  Power Cord (Japanese Type)

BOXER-8253AI

AI@Edge Compact Fanless Embedded BOX PC with NVIDIA® Jetson Xavier™ NX

Front View

TAIWAN EXCELLENCE 2022



Rear View



Features

- **NVIDIA® Jetson Xavier™ NX**
- **8GB LPDDR4x**
- **Multi-storage option: 16GB eMMC / MicroSD slot / mSATA slot / 2.5 drive bay**
- **GbE PoE/PSE LAN x 2**
- **HDMI Input x 1 & HDMI Output x 1**
- **Digital I/O 13-channel**
- **Expansion support for WiFi/LTE**

LPDDR 4x USB 3.2 Gen 1 1000 Giga LAN HDMI

Specifications

System	
AI Accelerator	NVIDIA® Jetson Xavier™ NX
CPU	6 Core ARM® Carmel®V8.2 64bit CPU 6MB L2 + 4MB L3
System Memory	8GB LPDDR4x
Storage Device	eMMC 16GB MicroSD slot x 1 Full-size mSATA (sharing slot with Full-size minicard module) 2.5" SATA drive bay x 1
Display Interface	HDMI Type A for HDMI 2.0 x 1
Ethernet	RJ-45 x 2 For GbE PoE/PSE (802.3at) RJ-45 x 1 For GbE LAN
I/O	USB Type A x 4 for USB 3.2 Gen 1 USB Micro A/B x 1 for OS Flash RJ-45 x 2 for PoE/PSE (802.3at) (Total 60W) RJ-45 x 1 for GbE LAN DB-9 x 1 for RS-232/485 & CANbus DB15 x1 for Digital I/O 13-Channel (programmable) Recovery Button x 1 MicroSD card slot x 1 Antenna opening x 4 HDMI Type A for HDMI 2.0 output x 1 HDMI Type A for HDMI 1.4 input x 1 Power Button x 1
Expansion	Full-size minicard slot x1 (PCIe/USB/mSATA, default PCIe) M.2 E-Key 2230 x 1 (for WiFi) SIM socket x 1 SATA III (6.0 Gbps) port x 1 for 2.5" drive
Indicator	Power LED x 1
OS Support	Linux (AAEON ACLinux4.9) Linux (NVIDA Jetpack 4.5)
Power Supply	
Power Requirement	12~24V DC with 2-pin terminal block
Mechanical	
Mounting	Wall mount kit
Dimensions (W x D x H)	7.09 " x 5.35 " x 2.41" (180.0 mm x 136 .0 mm x 61.1 mm)
Gross Weight	4.63 lbs. (2.1 kg)
Net Weight	2.87 lbs. (1.3 kg)
Environmental	
Operating Temperature	5°F ~ 131°F (-15°C ~ 55°C with 0.5 m/s airflow)
Storage Temperature	-40°F ~ 176°F (-40°C ~ 80°C)
Storage Humidity	5 ~ 95% @ 40°C, non-condensing
Anti-Vibration	3.5Grm / 5~500Hz / operation-eMMC,MicroSD or mSATA
Anti-Shock	50G peak acceleration (11 msec. duration,eMMC,microSD,or mSATA)
Certification	CE / FCC class A

Note: All specifications are subject to change without notice.

Dimension

Unit: mm

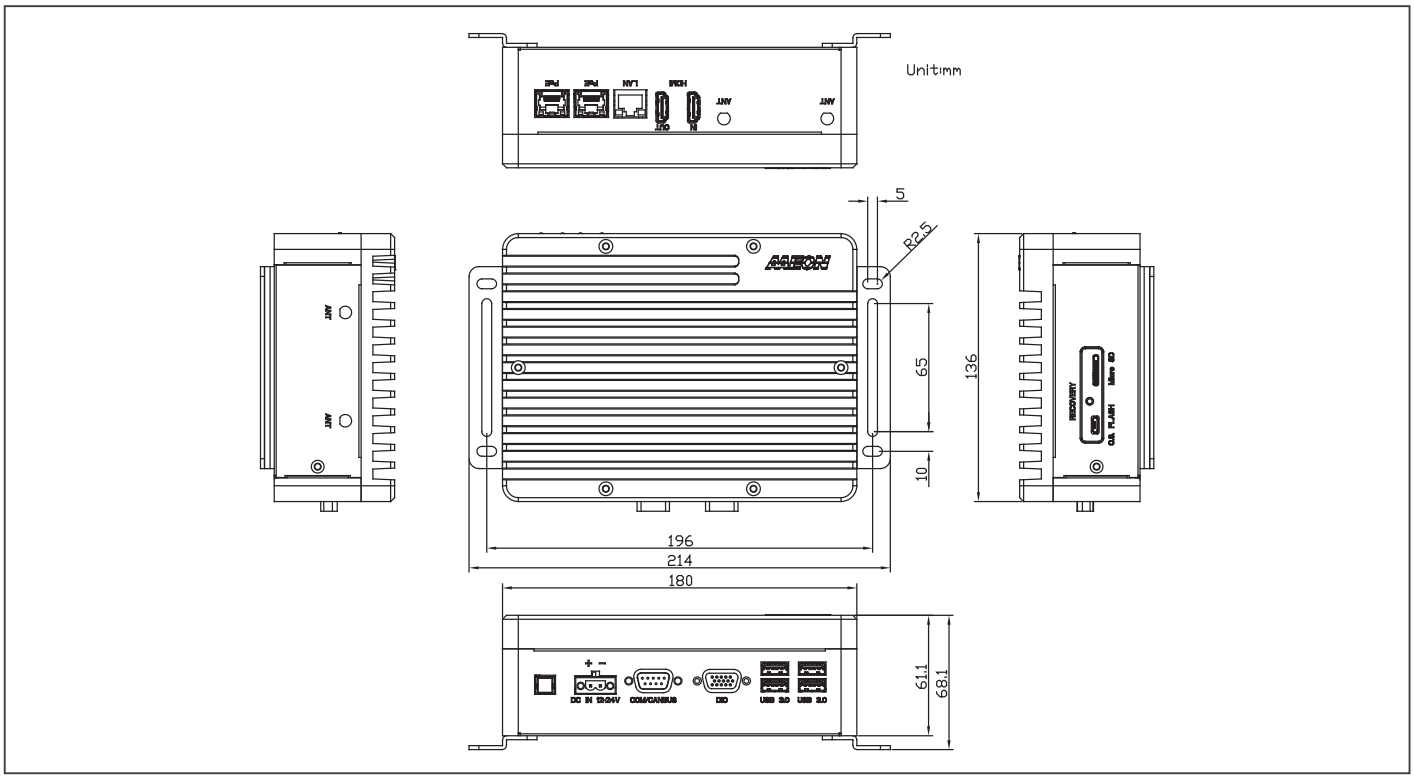

Ordering Information

Part Number	AI Accelerator	LAN	POE	USB 3.2 Gen1	RS-232/485 & CANbus	Storage	Display	Mounting	Power	Operation temp.	OPERATION SYSTEM
BOXER-8253AI-A1-1011	Jetson Xavier NX	1	2	4	1	16GB eMMC / MicroSD slot / mSATA slot / 2.5 drive bay	HDMI OUT x 1	Wall mount kit	DC 12V~24V	-15°C ~ 55°C with 0.5m/s airflow	ACLinux 4.9
BOXER-8253AI-A3-1010	Jetson Xavier NX	1	2	4	1	16GB eMMC / MicroSD slot / mSATA slot / 2.5 drive bay	HDMI OUT x 1	Wall mount kit	DC 12V~24V	-15°C ~ 55°C with 0.5m/s airflow	NVIDIA Jetpack 4.5

Packing List

- **Wallmount Bracket x 2**
- **Power Connector x 1**
- **Screw Package x 1**
- **BOXER-8253AI**

Optional Accessories

- **1255X00035**
  120W Power Adapter
- **1702031802**
  Power Cord (US type)
- **1702031803**
  Power Cord (European Type)
- **170203180E**
  Power Cord (Japanese Type)

BOXER-8254AI PRELIMINARY

AI@Edge Compact Fanless Embedded BOX PC with NVIDIA Jetson Xavier NX & 8-port GbE PoE/PSE

Front View

Rear View

Features

- NVIDIA Jetson Xavier NX with 8GB LPDDR4x
- Multi-storage option:16GB eMMC / MicroSD slot /
- mSATA slot / 2.5”drive bay
- PoE/PSE GbE LAN x 8
- Digital I/O 6-channel (programmable)
- Support CANbus

LPDDR 4x USB 3.2 Gen 2 HDMI

Specifications

System	
AI Accelerator	Nvidia Jetson Xavier NX
CPU	6 Core ARM® Carmel®V8.2 64bit CPU 6MB L2 + 4MB L3
System Memory	8GB LPDDR4x
Storage Device	16GB eMMC MicroSD slot x 1 Full-size minicard slot x1 for mSATA (share with LTE slot) SATA III port x 1 for 2.5” drive
Display Interface	HDMI 2.0
Ethernet	10/100/1000Base-TX x 2, GbE POE x 8
I/O	RJ-45 x 8 for GbE PoE (802.11af, total 120W) RJ-45 x 2 for GbE LAN USB Type A x 1 for USB 3.2 Gen 2 USB Type A x 3 for USB 2.0 USB Micro A/B x 1 for OS Flash HDMI type A x1 for HDMI 2.0 a/b DB-9 x 1 for RS-232/485 COM switch x 1 for RS-232/485 DB-9 x 1 for CANbus DB-9 x 1 for Digital I/O 6-channel (programmable) MicroSD slot x 1 2-pin terminal block for 24V power input Power ON/OFF switch x 1 Recovery button x 1 Reset button x 1 SMA Antenna Opening x 4
Expansion	Full-Size Mini-card slot (PCIe/USB/mSATA, default PCIe) M.2 E-Key 2230 for WiFi SATA III port x 1 for 2.5” drive Header x 1 for RS-232 x1 Header x 1 for USB2.0 x 1 Wafer x 1 for Mic-in x 1 & Lin-out x 1 SIM socket x 1
Indicator	Power LED x 1
OS Support	Linux (AAEON ACLinux 4.9, Compliance with Ubuntu 18.04)
Power Supply	
Power Requirement	DC 24V with 2-pin terminal block
Mechanical	
Mounting	Wall-mount
Dimensions (W x D x H)	8.27 “ x 6.46 “ x 2.95” (210mmx 164.2mm x 75mm)
Gross Weight	7.5 lbs (3.4kg)
Net Weight	5.51 lbs (2.5kg)
Environmental	
Operating Temperature	5 °F ~ 140 °F (-15°C 60 °C according to IEC60068-2 with 0.5 m/s AirFlow)
Storage Temperature	-40°F ~ 176°F (-40°C ~ 80°C)
Storage Humidity	95% @ 40°C, non-condensing
Anti-Vibration	3.5 Grms/ 5 ~ 500Hz/ operation – MicroSD or eMMC
Anti-Shock	50G peak acceleration (11 msec. duration, eMMC, microSD, SATA, or SSD)
Certification	CE / FCC class A

Note: All specifications are subject to change without notice.

Dimension

Unit: mm

TBD

Ordering Information

- TBD

Packing List

- Wallmount Bracket x 2
- Power Connector x 1
- BOXER-8254AI

Optional Accessories

- TBD

BOXER-8320AI

AI@Edge Din Rail Mount Embedded BOX PC with Dual Intel® Movidius™ Myriad™ VPUs & Intel® Core™ i3-6100U Processor

Front View





Features

- **Design for AI@Edge application**
- **Built-in dual Intel® Movidius™ Myriad™ X VPUs, support AI computing**
- **Built-in Intel® Core™ i3-6100U Processor**
- **DDR4 SO-DIMM slot x 1, Support 2133MHz and up to 16GB**
- **Supports Industrial-grade Intel® GbE LAN x 2**
- **Supports BIOS Selectable RS-232/422/485 x 4**
- **VGA + HDMI Dual Display Output**
- **USB 3.2 Gen 1 x 4**
- **8-bit Digital Input and Output x 1 (Optional)**
- **Wide Range DC 9~30V Input With Power Protection**
- **Din-Rail Mount Design**

Giga LAN · DDR 4 · PCI Express · USB 3.2 Gen 1

Specifications

System	
AI Accelerator	Intel® Movidius™ Myriad™ X x 2
CPU	Intel® Core™ i3-6100U
System Memory	DDR4 SO-DIMM slot x 1, Support 2133MHz and up to 16GB
Storage Device	HDD/SSD
Display Interface	HDMI, VGA
Ethernet	10/100/1000 Base-TX x 2
I/O	DB-9 x4 for RS-232/422/485 RJ-45 x 2 for GbE (i210IT x 2) USB 3.2 Gen 1 x 4 VGA x 1 HDMI x 1 Antenna Holes x 2 Power Button Power Input
Expansion	—
Indicator	Power LED
OS Support	Linux (Debian 9.8)
Power Supply	
Power Requirement	9~30V with 3-pin terminal block
Mechanical	
Mounting	DIN Rail Mount Wallmount (Monting kit is optional)
Dimensions (W x H x D)	2.68" x 7.33" x 5.96" (67mm x 186.2mm x 151.5 mm)
Gross Weight	6.1 lb (2.8 kg)
Net Weight	3.9 lb (1.8 kg)
Environmental	
Operating Temperature	-13°F ~140°F (-25°C ~ 60°C) with W.T. SSD (according to IEC68-2-14 with 0.5 m/s airFlow ; with industrial devices)
Storage Temperature	-49°F ~ 176°F (-45°C ~ 80°C)
Storage Humidity	95% @ 40°C, non-condensing
Anti-Vibration	3 Grms/ 5 ~ 500Hz/ operation - SSD
Anti-Shock	—
Certification	CE/FCC class A

Note: All specifications are subject to change without notice.

Dimension

Unit: mm

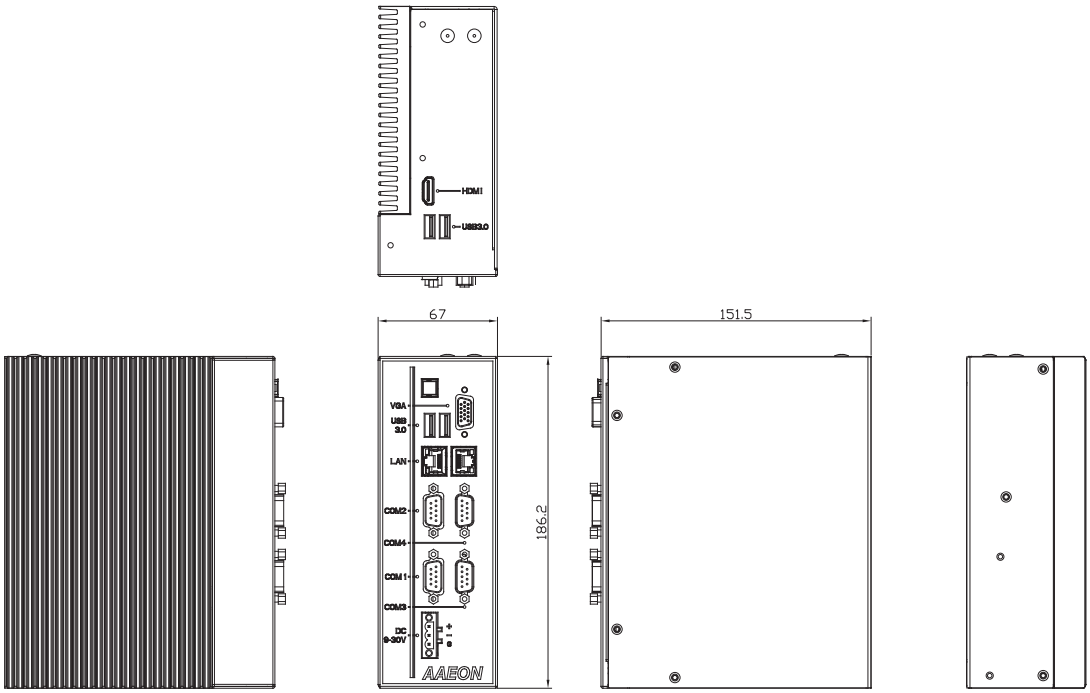

Ordering Information

Part Number	CPU	AI Solution	RAM	LAN	USB 3.2 Gen 1	USB 2.0	RS-232	RS-232/422/485	Digital I/O	Audio	Storage	Display	Mounting	Power	Operation temp.
BOXER-8320AI-A1-1010	Intel® Core™ i3-6100U	Intel® Movidius™ Myriad™ X x 2	—	2	4	—	—	4	—	—	2.5" SATA Drive Bay x1	VGA x 1 HDMI x 1	Din Rail Optional Wallmount	9~30V	-25°C ~ 60°C

Packing List

- **Din Rail Bracket x 1**
- **Screw Package x 1**
- **3 Pin DC-in Power Connector x 1**
- **BOXER-8320AI**

Optional Accessories

- **1255900849**
  84W Power Adapter
- **1702031802**
  Power Cord (US Type)
- **1702031803**
  Power Cord (Europe)
- **170203180E**
  Power Cord (Japan)
- **9741640404**
  Din Rail Mount Kit

BOXER-8521AI

AI@Edge Compact Fanless Embedded BOX PC with Google Edge TPU

Front View

TAIWAN EXCELLENCE 2021



Rear View



Features

- GbE PoE/PD x 1
- USB3.2 Gen 1 x 2 & USB2.0 x 2
- Mic-in & Line-out
- Support MEMS x 2 (Optional)
- Built-in WiFi 2x2 MIMO (802.11b/g/n/ac 2.4/5GHz) & Bluetooth 4.1

LPDDR 4x USB 3.2 Gen 1 Giga LAN HDMI

Specifications

System	
AI Accelerator	Google Edge TPU ML accelerator coprocessor
CPU	NXP i.MX 8M SoC (Quad-core Cortex-A53, plus Cortex-M4F)
System Memory	1GB LPDDR4x
Storage Device	8GB eMMC
Display Interface	HDMI 2.0 x 1
Ethernet	10/100/1000Base-TX x 1
I/O	HDMI 2.0a x 1 USB Type A x 2 for USB3.2 Gen 1 USB Type A x 2 for USB2.0 RJ-45 x 1 for GbE LAN & PoE/PD(802.3at) 12Vdc (DC Jack w/lockable) Mic –in x 1 Line-out x 1 40-pin I/O x 1 (GPIO/I2C/SAI/SPI/UART/PWM) DB-9 x 1 for RS-232/485 OS Flash port x 1 (Micro USB) Micro-SD slot x 1
Expansion	—
Indicator	Power LED x 1
OS Support	ACLinux 4.0 (Compatible with Debian 10)
Power Supply	
Power Requirement	PoE/PD (802.3at) 12Vdc (DC Jack w/lockable)
Mechanical	
Mounting	Wallmount
Dimensions (W x D x H)	6.92" x 3.94" x 1.54" (175 .8 mm x 100 .0 mm x 39 .0 mm)
Gross Weight	2.31 lbs. (1.05 kg)
Net Weight	1.28 lbs. (0.58 kg)
Environmental	
Operating Temperature	23°F ~ 122°F (-5°C ~ 50°C, according to IEC60068-2 with 0.5 m/s airflow)
Storage Temperature	-40°F ~ 185°F (-40°C ~ 85°C)
Storage Humidity	95% @ 40°C, non-condensing
Anti-Vibration	Random, 3.5Grm, 5~500Hz
Anti-Shock	50G peak acceleration (11 msec. duration,eMMC,microSD)
Certification	CE/FCC class A

Note: All specifications are subject to change without notice.

Dimension

Unit: mm

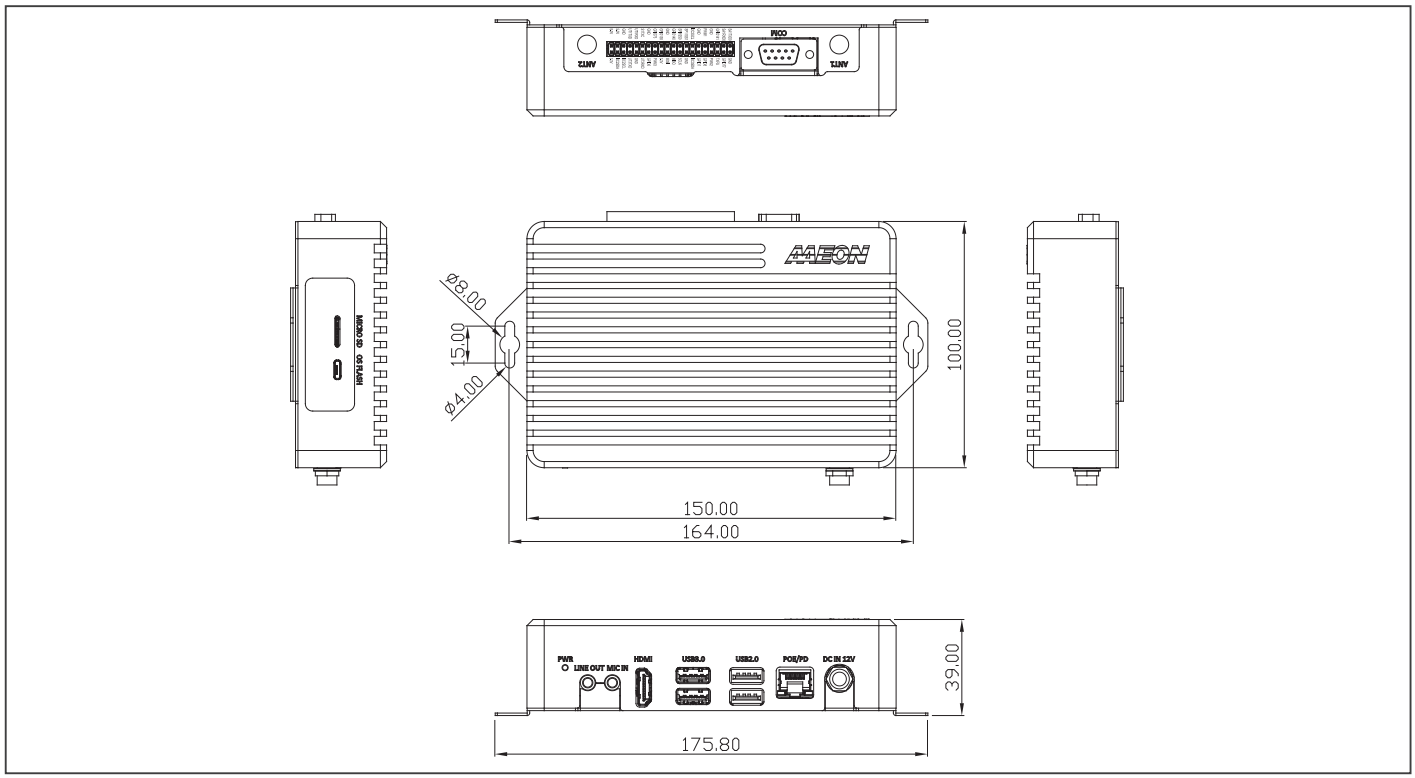

Ordering Information

Part Number	AI Accelerator	POE/PD	USB 3.2 Gen 1	RS-232/485	Storage	Display	Mounting	Power	Operation temp.
BOXER-8521AI-A1-1010	Google Edge TPU	1	2	1	8GB eMMC	HDMI x 1	Wallmount	DC 12V	-5°C ~ 50°C with 0.5m/s airflow

Packing List

- **BOXER-8521AI**

Optional Accessories

- **125530060Z**
  60W Power Adapter
- **1702031802**
  Power Cord (US type)
- **1702031803**
  Power Cord (European Type)
- **170203180E**
  Power Cord (Japanese Type)

BOXER-8332AI-CFL

High Computing Power AI Edge Server with 8th/9th Generation Intel® Processor & Nvidia T4

Front View



Rear View



Features

- **High Computing Power**
- **Built in Nvidia T4 x1**
- **Intel Coffee Lake-S LGA 1151 Desktop Processor**
- **HDMI x2 for Dual Display**
- **Support C246 PCH**
- **Support PCIEx4**
- **Single Power Input (for both System & one Graphics Card)**

Specifications

System	
CPU	Intel® Xeon® E-2124G Intel® Core™ i9-9900T Intel® Core™ i7-8700T Intel® Core™ i5-8500T Intel® Core™ i3-8100T Intel® Pentium® G5400T Intel® Celeron® G4900T Note: Support max. TPD 71W Processor
Chipset	C246, No H310 downward support
System Memory	DDR4 SO-DIMM socket x4 (double deck) Support max. 2666MHz up to 128GB Support un-buffered and ECC / non-ECC type SODIMM
Storage Device	HDMI 1.4 x2 Support Dual Independent Display, 4K Ultra HD displays
Display Interface	2.5" SATA Drive Bay x2 (4 SATA Port w/ RAID Function) Half-size Minicard x1 for mSATA (optional) M.2 2280 NVMe slot x1
Ethernet	RJ-45 x3 for GbE LAN (Intel i211AT x2, i219LM x1)
I/O	USB Type-A x6 for USB3.2 Gen1 DB9 x4 For RS-232/422/485 Mic-in x1, Line-out x1 Power ON/OFF switch x1 Remote power on/off connector x1 Reset switch x1 SMA Antenna Holes x3
Expansion	Full-size Minicard x1 (PCIE + USB with 1 SIM Slot) Half-size Minicard x1 (PCIE + USB, optional for mSATA) M.2 M key (2280) x1 (PCIEx4) Built in Nvidia T4 x1 (The Cover of T4 has two colors black and silver) PCIE [x4] x1
Indicator	System Power LED x1 (Green) Storage Active LED x1 (Red)
OS Support	Windows® 10 Enterprise 64 bit Ubuntu 20.04.1/Kernel 5.4
Power Supply	
Power Requirement	DC In 12~24V x1 for 3-pin Terminal block
Mechanical	
Mounting	Wallmount
Dimensions (W x D x H)	8.66" x 5.91" x 11.02" (220 mm x 150 mm x 280 mm)
Gross Weight	17.64 lb (8 kg)
Net Weight	15.43 lb (7 kg)
Environmental	
Operating Temperature	32°F~104°F (0°C ~ 40°C) IEC68-2 with 0.5 m/s AirFlow
Storage Temperature	-49°F~176°F (-45°C ~ 80°C)
Storage Humidity	5 ~ 95% @ 40°C, non-condensing
Anti-Vibration	SSD : Random, 1Grms, 5~500Hz
Anti-Shock	SSD : 5G @ wallmount, Half-sine, 11ms
Certification	CE/FCC class A , UKCA

Note: All specifications are subject to change without notice.

Dimension

Unit: mm

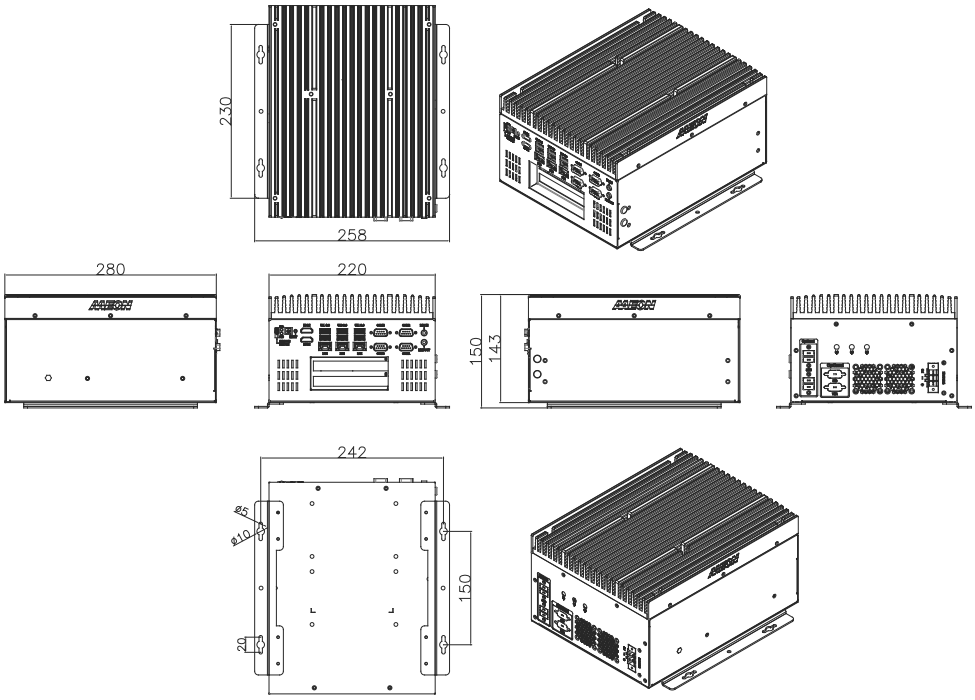

Ordering Information

Part Number	CPU	PCH	LAN	USB 3.2 Gen1	USB 2.0	RS-232	RS-232/422/485	Digital I/O	Audio	Storage	Display	Expansion	Mounting	Power	Operation temp.
BOXER-8332AI-CFL-A1-1010	—	C246	3	6	—	—	4	—	Mic-in, Line-out x1	2.5" SATA Drive bay x2 mSATA x1 (optional) M.2 2280 NVMe SSD slot x1	HDMI x2	Full-size Minicard x1 (PCIE + USB with 1 SIM Slot) Half-size Minicard x1 (PCIE + USB, optional for mSATA) M.2 M key (2280) x1 (PCIEx4) Built in Nvidia T4 x1 PCIE [x4] x1	Wallmount	DC In 12~24V with 3-pin terminal block	0°C ~ 40°C with 0.5m/s airflow

Packing List

- **Nvida T4 x1**
- **Wallmount Bracket x2**
- **3 Pin DC-in Power Connector x1**
- **Screw Package x1**
- **Thermal Pad Package x1**
- **BOXER-8332AI-CFL x1**

Optional Accessories

- **1255901209**
  120W Power Adapter
- **1255902400**
  240W Power Adapter
- **1255903300**
  330W Power Adapter
- **1702031802**
  Power Cord (US type)
- **1702031803**
  Power Cord (European Type)
- **170203180E**
  Power Cord (Japanese Type)
- **9741324A00**
  WiFi Module & Antenna
- **9741EG25G0**
  4G Module & Antenna (for global)

VPC-3350AI

Multi-PoE & Fanless Appliance with Intel® Atom™ Processor & Intel® Movidius™ Myriad™ VPU

Myriad™ X x 2



Myriad™ X x 4 (Project base)

Features

- Intel® Atom® x5-E3940 Processor
- 2 x Intel® Myriad™ X VPU inside
- Supports DDR3L SODIMM up to 8 GB
- Supports Two Display by HDMI x1, DP x 1
- Intel® Giga Ethernet x 5 Ports, including 4 x PoE Ports, 1 x LAN
- 4-CH DI & 4-CH DO (Isolation, optional)
- -20 °C to 60 °C fanless operation

DDR 3L | 1000 Giga LAN | USB 3.2 Gen 1

System	
Form Factor	Multi-PoE & Fanless Appliance
Processor	Intel® Pentium®/ Celeron®/ Atom™ Processor (Default: E3940; Project base: N4200/N3350, or E3950 w/ customized chassis)
AI Accelerator	2 x Intel® Myriad™ X, up to 4 Myriad™ X (Project base)
Main Memory	Up to 8GB, DDR3L 204-pin SODIMM
Display	HDMI x 1, DP x 1
Ethernet	Intel® i211 (colay i210)
Smart PoE	4 ports, sharing 60W of power budget for every four PoE ports
RAID support	—
Expansion Slot	SATA x 1
GPS, G-Sensor	—
Front I/O Panel	Power Button x 1 Reset Button x 1 Power/HDD, LED x 2 USB 3.2 Gen 1 x 2 GbE port (RJ-45) x 1 PoE LAN x 4 (IEEE 802.3 at/af) HDMI x 1
Rear I/O Panel	DC-In power x 1 8-bit DIO x 1, 4-ch digital input , 4-ch digital output RS-232/422/485 x 2 DP x 1 Audio Line-out x 1, Mic-In x 1 Micro SIM slot x 2
Storage	
HDD Tray	2.5" HDD/SSD Bay x 1
CF/CFast/mSATA Slot	—
Environmental	
Operating Temperature	-4°F ~ 140°F (-20°C ~ 60°C)
Storage Temperature	-40°F ~ 185°F (-40°C ~ 85°C)
Storage Humidity	10%~80% @40°C, non-condensing
Vibration/Shock	MIL-STD-810G
Certification	CE & FCC Class A
Power Requirement	
Power Supply	DC 12-24V
Mechanical	
Removable HDD Tray	—
Internal System HDD Bay	—
Dimension	6.3" x 5.28" x 2.44" (160mm x 134mm x 62mm)
Gross Weight	5.07 lb (2.3 kg)
Note	—

Note: All specifications are subject to change without notice.

Dimension

Unit: mm

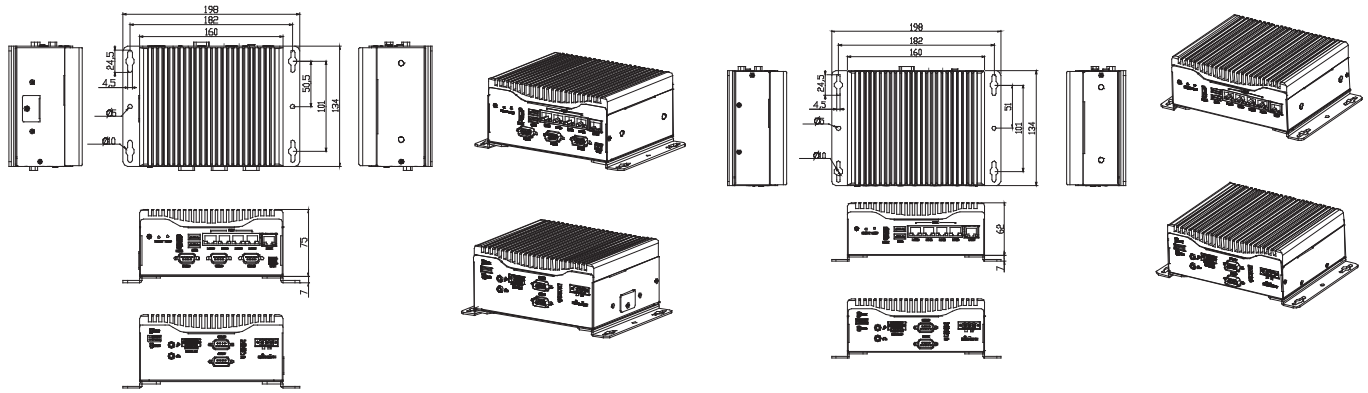

Myriad™ X x 4 (Project base)

VPC-3350S-AI-A10-00

Ordering Information

Part Number	Processor	RAM	Cooler	Storage	AI Accelerator	Display	LAN	PoE	USB	RS-232	RS-232/422/485	Expansion Slot	Form Factor	Power
VPC-3350S-AI-A10-00	Intel® Atom®x5 E3940	DDR3L 204-pin SODIMM	Fanless	Supporting 2.5" SSD x 1 (Optional SKU: Supporting additional mSATA x1 & eMMC)	Intel® Myriad™ X x 2	DP x 1, HDMI x 1	GbE x 1	4 Ports	USB 3.2 Gen 1 x 2	—	2	—	Desktop	DC 12-24V

Packing List

- **SATA cable x 1**
- **Power cable x 1 (for SATA)**
- **VPC-3350AI**

Optional Accessories

- **9741236A00**
  WiFi module kit, 802.11ac/a/b/g/n.BT4.2.USB Signal.SparkLan.WPET-236ACN(BT).W/2 sets of cable&antenna
- **978966660G**
  GPS Antenna
- **9741EG25G0**
  PCIe mimi card 4G LTE module kit Global Band W/SIM holder w/ Cable & antenna
- **1702031803**
  Power Cord.3P-250V 10A 180D.1.8M.VDE.FAN-JET.YP-22/YC-12 (Euro)
- **1702031802**
  Power Cord.3P-125V 10A 180D.1.8M.USA.FANJET.YP12/YC-12 (USA)
- **170203180E**
  Power Cord. 3P. 125V/7A. 1. 8M. PSE YP12/YC12 Certification (JPN)
- **9651335001**
  Package of VPC-3350S mating connectors

02

IoT Gateway & Protocol Expansion

AIOT-IP6801

IP68 Gateway System

Front View



Rear View



Features

- IP68 Compliance Gateway System
- Intel® Atom™ E3940 Processor/Celeron® N3350 Processor
- Onboard 4GB LPDDR4 Memory
- Onboard 32 GB eMMC
- Gigabit LAN x 1, HDMI x 1
- USB3.0 x 1, RS-232 x 2
- Wi-Fi/Bluetooth Function
- Optional LORA Function, 3G, 4G LTE

Specifications

System	
CPU	Intel® Atom™ E3940 Processor Intel® Celeron® N3350 Processor
Chipset	Intel® System on Chip
Memory	Onboard 4GB/ 2GB LPDDR4 memory
Storage	32GB eMMC onboard
Display	HDMI
Ethernet	Standard: Realtek® 8111G x 1 Wide temperature: Intel® i211 x 1
USB	USB 3.0 x 1
COM	RS-232/422/485 x 2
Digital I/O	—
Expansion Slot	Mini PCIe card x 1 SIM card x 1
Indicator	—
Wi-Fi	801.11ac
Bluetooth	BT4.0
Lora	868/915 MHz (Optional)
POE	IEEE802.3 AT Standard, Max 25W Power Supply
OS Support	Windows® 10 (full), Windows® IOT Core, Linux ubilinux, Ubuntu, Yocto
I/O Placements	
Front I/O	M12 Connector x 1 (RS-232) Reset button x 1 GND Screw x 1 Antenna connector x 1 Antenna x 1
Rear I/O	RJ45 Connector x 1 HDMI Connector x 1 USB 3.0 Connector x 1 M12 Connector x 1 (RS-232) Antenna connector x 1 Antenna x 1
Right Side I/O	—
Left Side I/O	—
Power	
Power Requirement	5V DC in
Mechanical	
IP	IP68
Dimension	9.43" x 6.28" x 2.73" (239.4 mm x 159.4 mm x 69.4 mm)
Mounting	Wallmount
Gross Weight	7.8 lb (3.5 kg)
Net Weight	5.6 lb (2.5 kg)
Environment	
Operating Temperature	-4°F ~ 158°F (-20°C ~ 70°C) (E3940) 32°F ~ 122°F (0°C ~ 50°C) (N3350)
Storage Temperature	-4°F ~ 158°F (-20°C ~ 70°C)
Storage Humidity	5~95% @ 40°C, non-condensing
Anti-Vibration	3 Grms /5 ~500Hz/Operation
Certification	CE, FCC Class A

Note: All specifications are subject to change without notice.

Dimension

Unit: mm

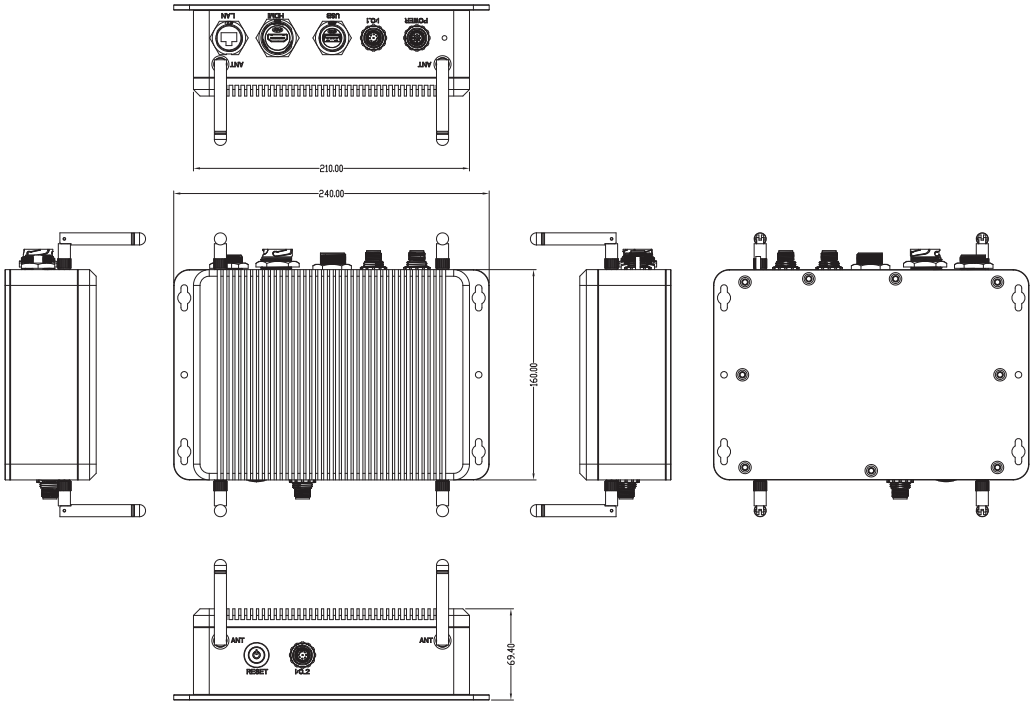

Ordering Information

Part Number	CPU	RAM	Storage	LAN	USB	COM	Digital I/O	Display	WiFi/BT	LoRa	Mounting	PoE	Power	Operation Temp.
AIOT-IP6801-A11-AP40432W	Intel® Atom™ E3940 Processor	4GB	32GB	1	3.0 x 1	RS-232 x 2	—	HDMI x 1	Wi-Fi 801.11ac+BT4.0	—	Wallmount	—	5V DC In	-4°F ~ 158°F(-20°C ~ 70°C)
AIOT-IP6801-A12-AP40432W	Intel® Atom™ E3940 Processor	4GB	32GB	1	3.0 x 1	RS-422 x 2	—	HDMI x 1	Wi-Fi 801.11ac+BT4.0	—	Wallmount	—	5V DC In	-4°F ~ 158°F(-20°C ~ 70°C)
AIOT-IP6801-A13-AP40432W	Intel® Atom™ E3940 Processor	4GB	32GB	1	3.0 x 1	RS-485 x 2	—	HDMI x 1	Wi-Fi 801.11ac+BT4.0	—	Wallmount	—	5V DC In	-4°F ~ 158°F(-20°C ~ 70°C)

Packing List

- **Antenna x 2**
- **AIOT-IP6801**

Optional Accessories

- **1255300362**
  5V/6A Power Adapter
- **1702020910**
  Power cord for EU
- **1702020911**
  Power cord for US
- **1702020912**
  Power cord for Japan
- **1702020913**
  Power cord for China
- **170204100E**
  Waterproof Power Cable, M12 to DC PLUG, 100cm
- **1700091002**
  Waterproof COM Cable, D-SUB to M12, 100cm
- **1709081000**
  Waterproof RJ45 Cable, 100cm
- **1709191000**
  Waterproof HDMI Cable, Male to Male, 100cm

AIOT-AIVD

AI IoT Video Analysis Gateway

Front View

Rear View

Features

- Intel® Apollo Lake Pentium® N4200 Processor
- Onboard 8G memory, 64G eMMC storage
- Intel® Myriad™ X module
- LAN/USB/HDMI/DP
- Support 2nd storage HDD up to 1TB
- Optional Wi-Fi / Bluetooth

DDR 3L USB 2.0 USB 3.0

Specifications

System	
CPU	Intel® Pentium® N4200 Processor
Chipset	Intel® System on Chip
Memory	Onboard 8GB LPDDR4 memory
Storage	64GB eMMC on board 500GB HDD x 1 (Optional)
Display	HDMI x 1 DP x 1
Ethernet	Realtek® 8111G x 2
USB	USB 3.0 x 3
COM	—
Digital I/O	—
Expansion Slot	AI core X mini card module x 1 M.2 2230 E-Key x 1
Indicator	—
WI-FI	801.11ac (Optional)
Bluetooth	BT4.0 (Optional)
Lora	—
POE	—
OS Support	Windows® 10, Linux Ubuntu, OpenVino
I/O Placements	
Front I/O	RJ45 Connector x 2 Power button x 1 HDMI x 1 DP x 1 USB3.0 x 2 Power input x 1 Power button x 1
Rear I/O	USB 3.0 x 1 Antenna connector x 1 (Optional)
Right side I/O	Antenna connector x 1 (Optional)
Left side I/O	Antenna connector x 1 (Optional)
Power	
Power Requirement	5V DC in
Mechanical	
IP	—
Dimension	4.96” x 3.74” x 2.28” (126 mm x 95 mm x 58 mm)
Mounting	VESA Mount
Gross Weight	2.4lb (1.1 kg)
Net Weight	1.5lb (0.7 kg)
Environment	
Operating Temperature	32°F ~ 140°F (0°C ~ 60°C)
Storage Temperature	-4°F ~ 158°F (-20°C ~ 70°C)
Storage Humidity	5~95% @ 40°C, non-condensing
Anti-Vibration	3 Grms/ 5 ~ 500Hz/ operation – eMMC 1 Grms/ 5~ 500Hz/ operation – HDD
Certification	CE, FCC Class A

Note: All specifications are subject to change without notice.

Dimension

Unit: mm

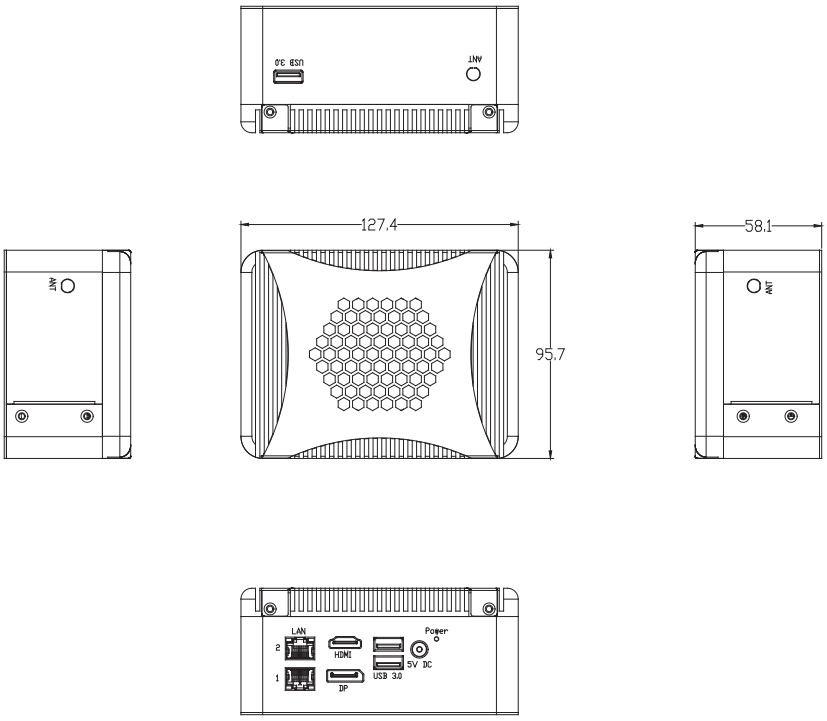

Ordering Information

Part Number	CPU	RAM	Storage	LAN	USB	Display	WiFi/BT	LoRa	Mounting	PoE	Power	Operation Temp.
AIOT-AIVD01-A10-AP40864	Intel® Pentium® N4200 Processor	8GB	64GB	—	USB3.0 x 3	HDMI x 1 DP x 1	—	—	—	—	5V DC In	32°F ~ 140°F (0°C ~ 60°C)

Packing List

- **AIOT-AIVD**

Optional Accessories

- **1255300362**
  5V/6A Power Adapter
- **1702020910**
  Power cord for EU
- **1702020911**
  Power cord for US
- **1702020912**
  Power cord for Japan
- **1702020913**
  Power cord for China

SRG-3352

Standard IoT Gateway System With Onboard ARM Cortex-A8 800 MHz RISC Processor

Front View



COM Port Pinout	PIN	COM1 Definition	COM2 Definition
	1	—	SG
	2	—	D2-
	3	—	D2+
	4	SG	—
	5	D1-	—
	6	D1+	—
	7	—	—
	8	—	—
	9	—	—

Rear View

Features

- ARM Cortex-A8 800 MHz RISC Processor
- Onboard DDR3L 1 GB / eMMC 8GB
- Gigabit Ethernet port x 2
- USB2.0 x 1, RS-485 x 2, Programable LED x 4
- RTC x 1,Micro SD Slot x 1, SIM Slot x 1
- Mini PCIe connector(For RF Module) x 1
- Debug Port x 1
- DC9-30V Power Input
- Pre-Install Linux Debian
- Supports Modbus / MQTT Library (by request)

Specifications

System	
Processor	ARM Cortex-A8 800 MHz RISC Processor
Memory	Onboard DDR3L 1GB
Storage	eMMC 8G
Real Time Clock	RTC, with 3V CR2032 Lithium battery x 1
Security	—
Indicators	Programmable LED control x 4
Cellular	Mini PCIe Connector x 1
Wireless Lan	—
Operating System	Debian 9
Support Protocol	Modbus / MQTT Library(by requset)
I/O Interfaces	
Serial Port	RS-485, Phoenix Connector x 2
Ethernet	Gigabit Ethernet, RJ-45 x 2
USB	USB 2.0, Type A x 1
ADC	—
DI/DO	—
CAN Bus	—
Display	—
Power Connector	3 Pin Phoenix Connector
Debug Port	Micro USB x 1
Expansion Slot	SIM card slot x 1 Micro SD slot x 1
Other Interface	—
Power Supply	
Power Requirement	DC9-30V
Power Consumption	2.28 W (Full Loading)
MTBF (Hours)	855590
Environmental and Mechanical	
Dimension	5.67" x 3.94" x 1.73"(144 x 100 x 44mm)
Weight	512 g
Mount Options	Wallmount, Din Rail (Optional)
Operation Temperature	32 °F ~ 140 °F (0 °C ~ 60 °C)
Storage Temperature	-40 °F ~ 176 °F (-40 °C ~ 80 °C)
Operation Humidity	10% ~ 95% relative humidity, non-condensing

Support List of PLC or Controller

Brand	Model Series
Allen-Bradley	SLC-500 Ethernet
OPCTechs	GE SRTP Ethernet
Koyo	Modbus TCP for H0/H2/H4-ECOM100
Mitsubishi	All PLC
OMRON	CS & CJ Ethernet, CS & CJ Serial, CV Ethernet, CV Serial
Siemens	S7 Ethernet
Yaskawa	CP218TX Ethernet

Optional RF Module

Type	Model Series
3G/4G/LTE	Quectel EG25-G
NB-IoT	Quectel BG96
CAT-M1	Quectel BG96
CAT 1	Quectel EC21 Series
LoRaWAN	RisingHF RHF0M301-868/915
Zigbee	Redpine RS9113

Note: All specifications are subject to change without notice.

Dimension

Unit: mm

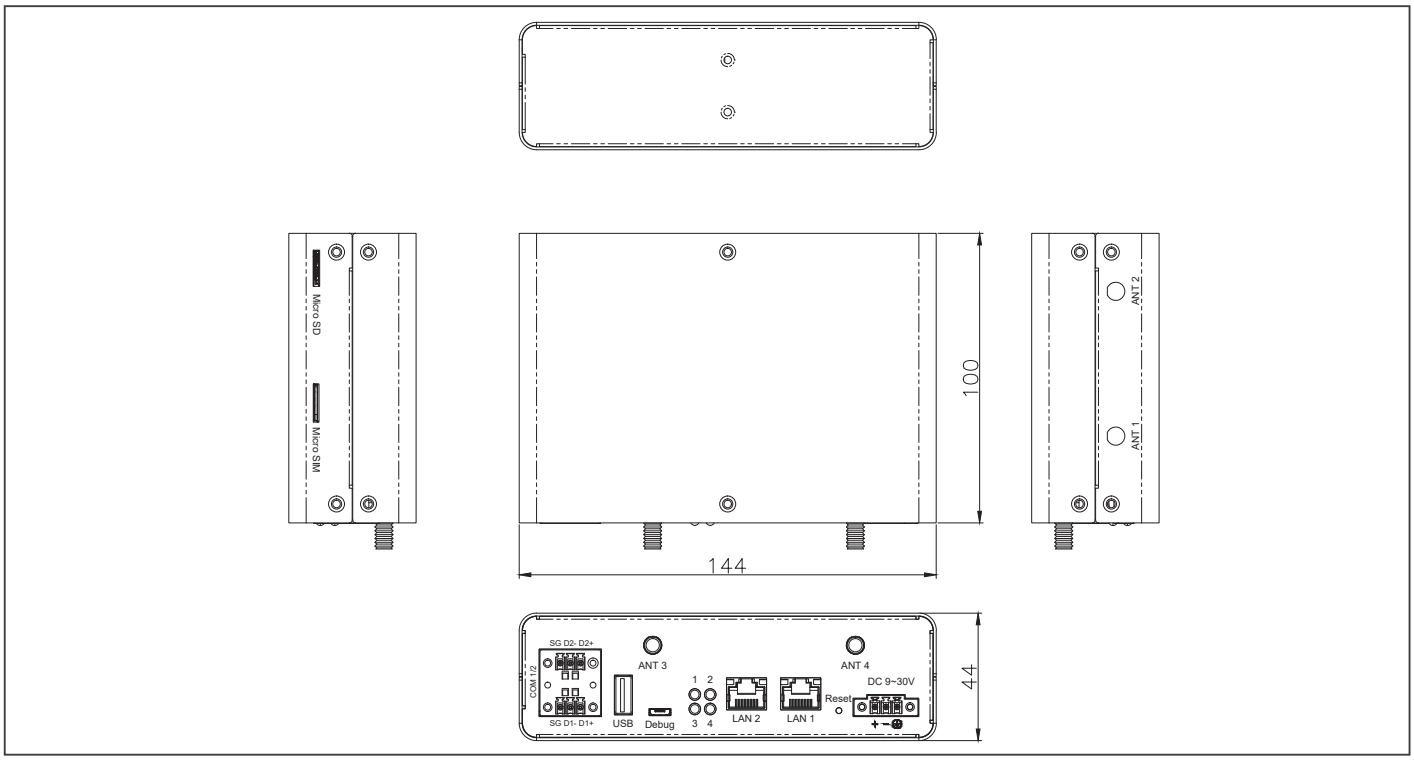

Ordering Information

Part Number	CPU	Memory	Thermal	COM	Storage	LAN	USB	Expansion slot	Power	Operation Temp.	Others
SRG-3352-A10-A002	ARM Cortex-A8 800MHz	Onboard DDR3L 1GB	Fanless	RS-485 x2 (phoenix)	eMMC 8GB, MicroSD x1	GbE x 2	USB 2.0 x 1	Mini PCIe slot x 1, SIM card socket x 1	DC9-30V	0°C ~ 60°C @ 0.5 m/s airflow	3G/4G LTE module (optional)
SRG-3352-A10-A003	ARM Cortex-A8 800MHz	Onboard DDR3L 1GB	Fanless	RS-485 x2 (phoenix)	eMMC 8GB, MicroSD x1	GbE x 2	USB 2.0 x 1	Mini PCIe slot x 1, SIM card socket x 1	DC9-30V	0°C ~ 60°C @ 0.5 m/s airflow	Pre-Install OPC UA & Activation License

Packing List

- **SRG-3352**

Installation Scenario

DIN-Rail Mount Illustration

Wallmount Illustration

Optional Accessories

- **1255300368**
  Power Adapter. AC/DC. 100-240VAC. 12VDC/3A. 36W. AOEM. ADS036T-W120300. (phoenix connector)
- **9741EG25G0**
  PCIe mimi card. 4G LTE. module kit. Global Band W/SIM holder. W/Cable & antenna. Quectel. EG25-G
- **9751335201**
  Din rail kit. 44 x 48.3mm
- **9751335202**
  Wallmount kit. 100 x 35mm

Optional Software Accessories

- **OPC UA Stack**
- **EtherCAT Stack**
- **PROFIBUS Stack**
- **PROFINET Stack**
- **EtherNet/IP Stack**
- **IO-Link Stack**
- **MQTT**
- **Modbus**

Note: All specifications are subject to change without notice.

SRG-3352C

Standard IoT Gateway System With Onboard ARM Cortex-A8 800 MHz RISC Processor

Front View



Rear View

COM Port Pinout		COM1	COM2
	PIN	Definition	
	1	TXD+, A+	TXD+, A+
	2	TXD-, A-	TXD-, A-
	3	—	—
	4	—	—
	5	GND	GND
	6	—	—
	7	—	—
	8	—	—
	9	—	—

Bottom View



Features

- ARM Cortex-A8 800 MHz RISC Processor
- Onboard DDR3L 1 GB / eMMC 8GB
- Gigabit Ethernet port x 2
- USB2.0 x 2, RS-485 x 2, Programable LED x 4
- RTC x 1, Micro SD Slot x 1, SIM Slot x 1
- Mini PCIe connector(For RF Module) x 1
- NB-IoT connector x 1
- Board to Board connector x 1
- Debug Port x 1
- DC9-30V Power Input
- Onboard WiFi/Bluetooth Module
- Pre-Install Linux Debian
- Supports Modbus / MQTT Library (by request)

USB 2.0 DDR 3L Modbus MQTT debian

Specifications

System	
Processor	ARM Cortex-A8 800 MHz RISC Processor
Memory	Onboard DDR3L 1GB
Storage	eMMC 8G
Real Time Clock	RTC, with 3V CR2032 Lithium battery x 1
Security	—
Indicators	Programmable LED control x 4
Cellular	Mini PCIe Connector x 1
Wireless Lan	Onboard WiFi 802.11 b/g/n, Bluetooth4.2 / BLE
Operating System	Debian 10
Support Protocol	Modbus / MQTT Library(by request)
I/O Interfaces	
Serial Port	RS-485, DB9 Connector x 2
Ethernet	Gigabit Ethernet, RJ-45 x 2
USB	USB 2.0, Type A x 2
ADC	—
DI/DO	—
CAN Bus	—
Display	—
Power Connector	Lockable DC Jack
Debug Port	Micro USB x 1
Expansion Slot	SIM card slot x 1 Micro SD slot x 1
Other Interface	—
Power Supply	
Power Requirement	DC9-30V
Power Consumption	3.36 W (Full Loading)
MTBF (Hours)	855590
Environmental and Mechanical	
Dimension	4.3" x 4.33" x 1.54" (109 x 110 x 39 mm)
Weight	430 g
Mount Options	Wallmount, Din Rail (Optional)
Operation Temperature	32 °F ~ 140 °F (0 °C ~ 60 °C)
Storage Temperature	-40 °F ~ 176 °F (-40 °C ~ 80 °C)
Operation Humidity	10% ~ 95% relative humidity, non-condensing

Support List of PLC or Controller

Brand	Model Series
Allen-Bradley	SLC-500 Ethernet
OPCTechs	GE SRTP Ethernet
Koyo	Modbus TCP for H0/H2/H4-ECOM100
Mitsubishi	All PLC
OMRON	CS & CJ Ethernet, CS & CJ Serial, CV Ethernet, CV Serial
Siemens	S7 Ethernet
Yaskawa	CP218TX Ethernet

Optional RF Module

Type	Model Series
3G/4G/LTE	Quectel EG25-G
NB-IoT	Quectel BG96
CAT-M1	Quectel BG96
CAT 1	Quectel EC21 Series
LoRaWAN	RisingHF RHF0M301-868/915
Zigbee	Redpine RS9113

Note: All specifications are subject to change without notice.

Dimension

Unit: mm

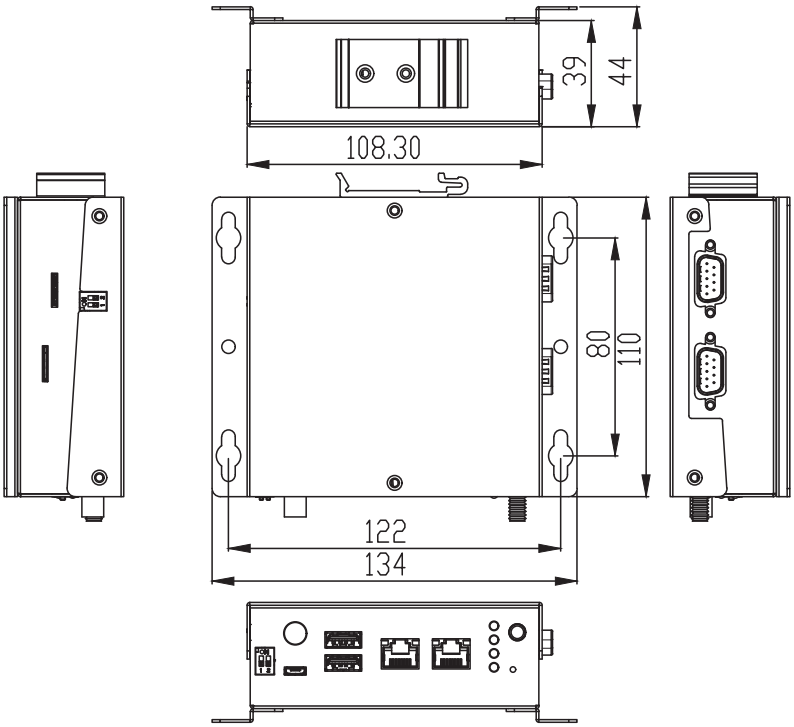

Ordering Information

Part Number	CPU	Memory	Thermal	COM	Storage	LAN	USB	Expansion slot	Power	Operation Temp.	Others
SRG-3352C-A10-A001	ARM Cortex-A8 800MHz	Onboard DDR3L 1GB	Fanless	RS-485 x 2 (DB9)	eMMC 8GB, MicroSD x1	GbE x 2	USB 2.0 x 2	Mini PCIe slot x 1, SIM card socket x 1	DC 9-30V	0°C ~ 60°C @ 0.5 m/s airflow	3G/4G LTE module (optional)

Packing List

- **SRG-3352C**

Installation Scenario

DIN-Rail Mount Illustration

Wallmount Illustration

Optional Accessories

- **1255300366**
  Power Adapter. AC/DC. 100-240VAC. 12VDC/3A.36W.
- **9741EG25G0**
  PCIe mimi card. 4G LTE. module kit. Global Band W/SIM holder. W/Cable & antenna. Quectel. EG25-G
- **9651352C02**
  DIN rail kit. 47x25mm. SRG-3352C series
- **9651352C01**
  Wall mount kit. 110x26mm. SRG-3352C series

Optional Software Accessories

- **OPC UA Stack**
- **EtherCAT Stack**
- **PROFIBUS Stack**
- **PROFINET Stack**
- **EtherNet/IP Stack**
- **IO-Link Stack**
- **MQTT**
- **Modbus**

SRG-IMX8P PRELIMINARY

Standard IoT Gateway with ARM i.MX8M Plus Quad-Core Cortex-A53 1.6GHz Processor

Front View

Rear View

Features

- i.MX 8M Plus Quad Cortex-A53/M7 1800 MHz RISC Processor
- Onboard DDR4L 2GB / eMMC 16G (Optional 4G RAM/ eMMC 32G)
- USB 3.0 x 2
- Gigabit Ethernet port x 2
- CAN-FD x 2
- Mini PCIe connector (For RF Module) x 2
- Micro SD Card Slot x 1
- Support RTC, TPM 2.0
- Wide Voltage DC9V-36V
- Wide Temperature -20 °C ~ 70 °C
- Pre-Install Linux Debian
- Supports Modbus/MQTT Library(by request)

LPDDR4L USB 3.0

Specifications

System	
Processor	ARM NXP i.MX8M Plus Quad-Core Cortex-A53 1.6GHz Processor
Memory	Onboard DDR4L 2GB (Optional 4GB)
Storage	eMMC 16G (Optional 32GB)
Real Time Clock	RTC x 1, with 3V CR2032 Lithium battery
Security	TPM 2.0
Indicators	Programmable LED control x 7
Cellular	Mini PCIe Connector x 1 (USB signal)
Wireless Lan	Mini PCIe Connector x 1 (USB signal)
Operating System	Debian 10
Support Protocol	Modbus / MQTT Library (by request)
I/O Interfaces	
Serial Port	RS-232/422/485 switchable x 2, Phoenix Connector
Ethernet	Gigabit Ethernet x 2, RJ-45
USB	USB 3.0 Type-A x 2
ADC	—
DI/DO	—
CAN Bus	CAN-FD x 2 CH, Phoenix Connector
Display	HDMI x1 (Output)
Power Connector	3 Pin 3.81mm Pitch Phoenix Connector
Debug Port	—
Expansion Slot	SIM card slot x 1 Micro SD slot x 1
Other Interface	—
Power Supply	
Power Requirement	DC 9-36V
Power Consumption	TBD
MTBF (Hours)	TBD
Environmental and Mechanical	
Dimension	6'' x 4.5" x 2.17" (152.7 x 114.5 x 55.2 mm)
Weight	450 g
Mount Options	Wall Mount, Din Rail (Optional)
Operation Temperature	-4 °F ~ 158 °F (-20 °C ~ 70 °C)
Storage Temperature	-40 °F ~ 176 °F (-40 °C ~ 80 °C)
Operation Humidity	10% ~ 95% relative humidity, non-condensing

Packing List

- SRG-IMX8P

Note: All specifications are subject to change without notice.

Dimension

Unit: mm

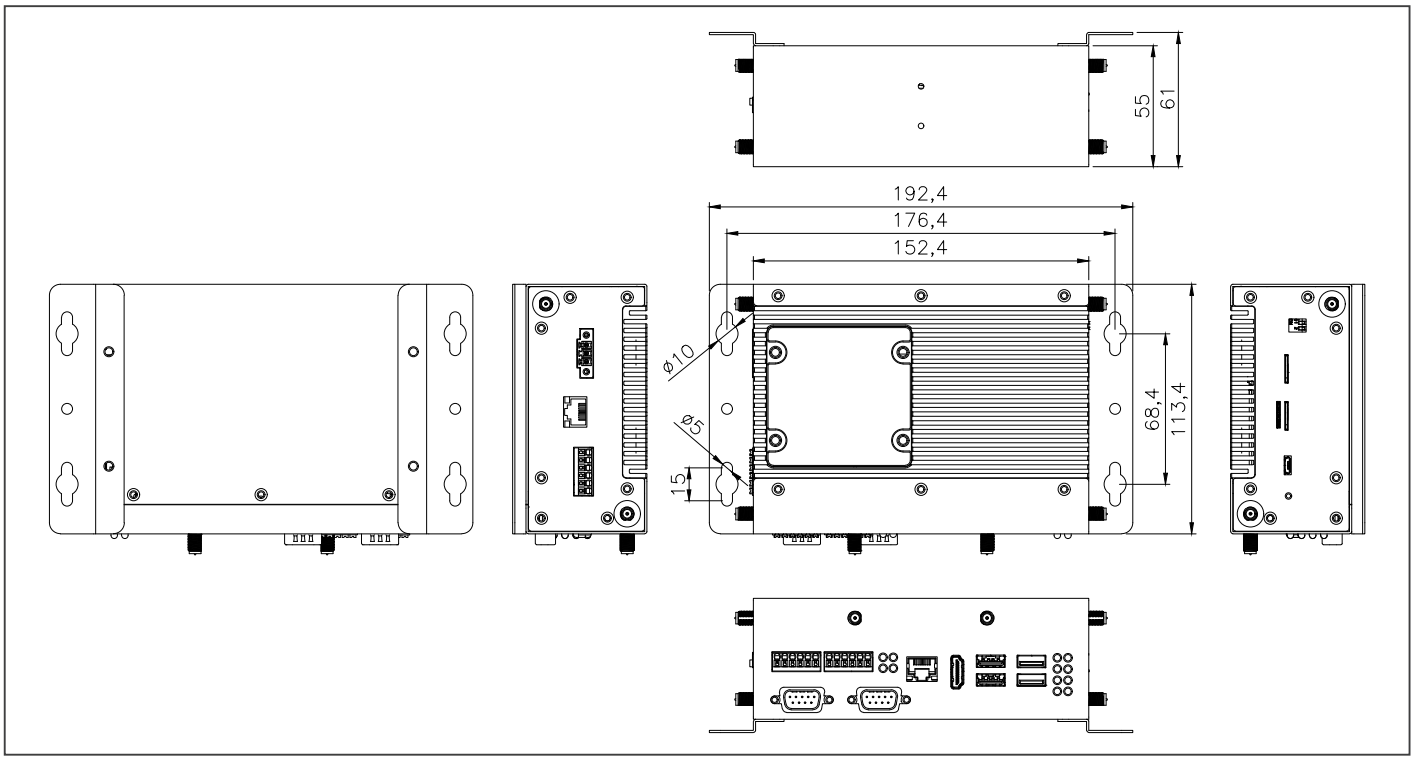

Ordering Information

Part Number	CPU	Memory	Thermal	Ports	Storage	LAN	USB	Expansion slot	Power	Operation Temp.	Others
SRG-IMX8P-A10-0216	ARM NXP i.MX8M Plus Quad-Core Cortex-A53 1.6GHz Processor	Onboard LPDDR4 1866MHz 2GB	Fanless	RS-232/422/485 x 2, Phoenix HDMI x 1 (Output) CAN-FD x 2 CH, Phoenix	eMMC 16GB, MicroSD x1	GbE x 2	USB 3.0 x 2	Mini PCIe slot x 2 SIM card socket x 1	DC 9-36V	-20°C ~ 70°C @ 0.5 m/s airflow	3G/4G LTE module Wifi/BT Module (optional)
SRG-IMX8P-A10-0432	ARM NXP i.MX8M Plus Quad-Core Cortex-A53 1.6GHz Processor	Onboard LPDDR4 1866MHz 4GB	Fanless	RS-232/422/485 x 2, Phoenix HDMI x 1 (Output) CAN-FD x 2 CH, Phoenix	eMMC 32GB, MicroSD x1	GbE x 2	USB 3.0 x 2	Mini PCIe slot x 2 SIM card socket x 1	DC 9-36V	-20°C ~ 70°C @ 0.5 m/s airflow	3G/4G LTE module Wifi/BT Module (optional)

Optional Accessories

- **9741EG25G0**
  PPCIe mimi card. 4G LTE. module kit. Global Band W/ SIM holder. W/Cable & antenna. Quectel. EG25-G
- **9741EC25E0**
  PCIe mini card.4G LTE module kit with cable & Antenna, EC25-E
- **9741236A00**
  Mini card WiFi Kit.802.11ac/a/b/g/n,BT4.2.USB Signal.SparkLan,WPET-236ACN(BT).W/ cable&antenna signal.SparkLan.WPET-236ACN(BT) antenna
- **125530040D**
  Power Adapter.AC Input 100~240V/1.2A.DC output 12V/3.34A.3pin phoenix plug-in.pitch=3.81mm.
- **1702031802**
  POWER CORD.3P-125V 10A 180D.1.8M.USA.FANJET. YP12/YC-12
- **1702031803**
  POWER CORD.3P-250V 10A 180D.1.8M.EU.FAN-JET. YP-22/YC-12
- **170203180J**
  POWER CORD.3P-250V 13A.UK type.1830mm
- **1702031811**
  POWER CORD.3P-125V.10A.180D.1.8M.TWN/BSMI. FANJET.YP-12/YC-12
- **170203180E**
  Power cord.3P.125V/7A.1.8M.PSE YP12/YC12 Certificat
- **TBD**
  DIN rail kit. SRG-IMX8P series
- **TBD**
  Wall mount kit.SRG-IMX8P series

SRG-ADIO

Standard IoT Gateway System With ADC and Digital I/O Function

Front View



Rear View



Pinout	UP Port		DOWN Port	
	PIN	Definition	PIN	Definition
UP Port / DOWN Port	1	DO_VCC+	10	AI_GND
	2	DO_1	11	AI_4
	3	DO_VCC-	12	DI_3
	4	—	13	AI_3
	5	DO_2	14	DI_2
	6	—	15	AI_2
	7	DO_3-	16	DI_1
	8	DI_4	17	AI_1
	9	DO_4	18	DI_Common

Bottom View



Features

- ARM Cortex-A8 800 MHz RISC Processor
- Onboard DDR3L 1 GB / eMMC 8GB
- USB 2.0 x 2, Gigabit Ethernet port x 2, Programmable LED x 4
- 4 Channel Isolated Digital Input
- 4 Channel Isolated Digital Output
- 2 Channel Analog Input
- RTC x 1, Micro SD Slot x 1, SIM Slot x 1
- Mini PCIe connector x 1 (For RF Module)
- NB-IoT connector x 1
- Debug Port x 1
- DC9-30V Power Input
- Onboard WiFi/Bluetooth Module
- Pre-Install Linux Debian
- Supports Modbus/MQTT Library(by request)

USB 2.0 DDR 3L Modbus MQTT debian

Specifications

System	
Processor	ARM Cortex-A8 800 MHz RISC Processor
Memory	Onboard DDR3L 1GB
Storage	eMMC 8G
Real Time Clock	RTC x 1, with 3V CR2032 Lithium battery
Security	TPM 2.0
Indicators	Programmable LED control x 4
Cellular	Mini PCIe Connector x 1
Wireless Lan	Onboard WiFi 802.11 b/g/n, Bluetooth 4.2 / BLE
Operating System	Debian 10
Support Protocol	Modbus / MQTT Library (by request)
I/O Interfaces	
Serial Port	—
Ethernet	Gigabit Ethernet x 2, RJ-45
USB	USB 2.0 x 2, Type A
ADC	Differential x 2 CH or Single-End x 4 CH, Phoenix Connector Input Range: 0~15V, 0~20mA Resolution: 16 bit
DI/DO	Isolation DI x 4 CH, Phoenix Connector Voltage Level: ON:9~24V, OFF:0~8V Isolation DO x 4 CH, Phoenix Connector Load Voltage: DC 24V Max Load Current: 100mA/ channel
CAN Bus	—
Display	—
Power Connector	Lockable DC jack
Debug Port	Micro USB x 1
Expansion Slot	SIM card slot x 1 Micro SD slot x 1
Other Interface	—
Power Supply	
Power Requirement	DC9-30V
Power Consumption	3.36 W (Full Loading)
MTBF (Hours)	855590
Environmental and Mechanical	
Dimension	4.3" x 4.33" x 1.54" (109 x 110 x 39 mm)
Weight	430 g
Mount Options	Wallmount, Din Rail (Optional)
Operation Temperature	32 °F ~ 140 °F (0 °C ~ 60 °C)
Storage Temperature	-40 °F ~ 176 °F (-40 °C ~ 80 °C)
Operation Humidity	10% ~ 95% relative humidity, non-condensing

Support List of PLC or Controller

Brand	Model Series
Allen-Bradley	SLC-500 Ethernet
OPCTechs	GE SRTP Ethernet
Koyo	Modbus TCP for H0/H2/H4-ECOM100
Mitsubishi	All PLC
OMRON	CS & CJ Ethernet, CS & CJ Serial, CV Ethernet, CV Serial
Siemens	S7 Ethernet
Yaskawa	CP218TX Ethernet

Optional RF Module

Type	Model Series
3G/4G/LTE	Quectel EG25-G
NB-IoT	Quectel BG96
CAT-M1	Quectel BG96
CAT 1	Quectel EC21 Series
LoRaWAN	RisingHF RHF0M301-868/915
Zigbee	Redpine RS9113

Note: All specifications are subject to change without notice.

Dimension

Unit: mm

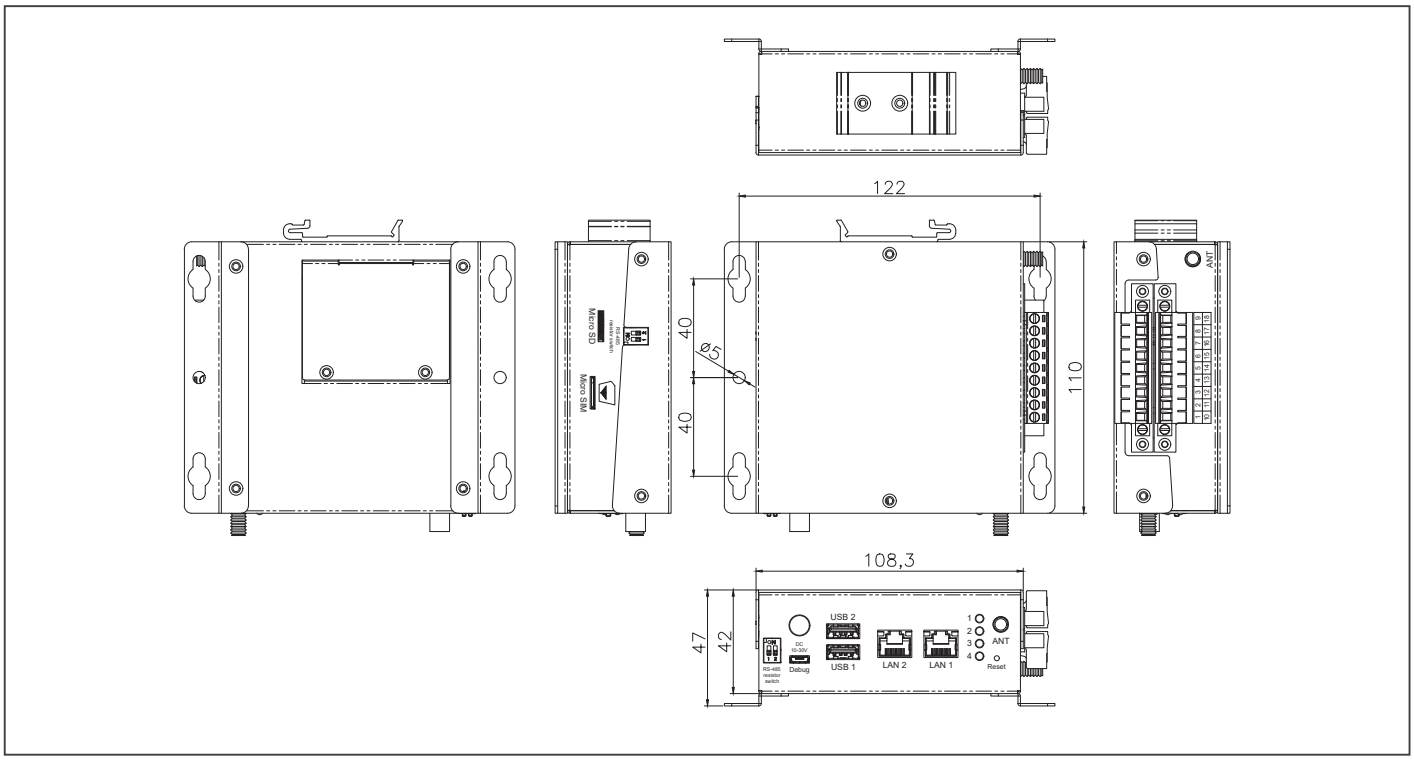

Ordering Information

Part Number	CPU	Memory	Thermal	Ports	Storage	LAN	USB	Expansion slot	Power	Operation Temp.	Others
SRG-ADIO-A10-0001	ARM Cortex-A8 800MHz	Onboard DDR3L 1G	Fanless	4 Channel Isolated Digital Input / Output 2 Channel Analog Input (Phoenix)	eMMC 8GB, MicroSD x1	GbE x 2	USB 2.0 x 2	Mini PCIe slot x 1, SIM card socket x 1	DC 9-30V	0°C ~ 60°C @ 0.5 m/s airflow	3G/4G LTE module (optional)

Packing List

- **SRG-ADIO**

Installation Scenario

DIN-Rail Mount Illustration

Wallmount Illustration

Optional Accessories

- **1255300366**
  Power Adapter. AC/DC. 100-240VAC. 12VDC/3A.36W.
- **9741EG25G0**
  PCIe mimi card. 4G LTE. module kit. Global Band W/SIM holder. W/Cable & antenna. Quectel. EG25-G
- **9651352C02**
  DIN rail kit. 47x25mm. SRG-3352C series
- **9651352C01**
  Wallmount kit. 110x26mm. SRG-3352C series

Optional Software Accessories

- **OPC UA Stack**
- **EtherCAT Stack**
- **PROFIBUS Stack**
- **PROFINET Stack**
- **EtherNet/IP Stack**
- **IO-Link Stack**
- **MQTT**
- **Modbus**

SRG-ACAN

Standard IoT Gateway System With Switchable RS-232/422/485, ADC, CANBus Function

Front View



Rear View

COM Port Pinout		COM	CAN
	PIN	Definition	
	1	DCD	GND
	2	RXD	AI_2
	3	TXD	AI_4
	4	DTR	CAN1_H
	5	GND	CAN0_H
	6	DSR	AI_1
	7	RTS	AI_3
	8	CTS	CAN1_L
	9	RI	CAN0_L



Bottom View



Features

- ARM Cortex-A8 800 MHz RISC Processor
- Onboard DDR3L 1 GB / eMMC 8GB
- Switchable RS-232/422/485 x 2 (Optional)
- Gigabit Ethernet port x 2, Programmable LED x 4, USB 2.0 x 2
- 2 Channel Analog Input, 2 Channel CANBus (Optional)
- RTC x 1, Micro SD Slot x 1, SIM Slot x 1
- Mini PCIe connector x 1 (For RF Module)
- NB-IoT connector x 1
- Debug Port x 1
- DC9-30V Power Input
- Onboard WiFi/Bluetooth Module
- Pre-Install Linux Debian
- Supports Modbus/MQTT Library(by request)

USB 2.0 DDR 3L

Specifications

System	
Processor	ARM Cortex-A8 800 MHz RISC Processor
Memory	Onboard DDR3L 1GB
Storage	eMMC 8G
Real Time Clock	RTC x 1, with 3V CR2032 Lithium battery
Security	TPM 2.0
Indicators	Programmable LED control x 4
Cellular	Mini PCIe Connector x 1
Wireless Lan	Onboard WiFi 802.11 b/g/n, Bluetooth 4.2 / BLE
Operating System	Debian 10
Support Protocol	Modbus / MQTT Library (by request)
I/O Interfaces	
Serial Port	Switchable RS232/422/485 x 2, DB9 Connector (Optional)
Ethernet	Gigabit Ethernet x 2, RJ-45
USB	USB 2.0 x 2, Type A
ADC	Differential x 2 CH or Single-End x 4 CH, DB9 Connector (Optional) Input Range: 0~15V, 0~20mA Resolution: 16 bit
DI/DO	—
CAN Bus	CAN Bus x 2 CH, DB9 Connector (Optional)
Display	—
Power Connector	Lockable DC jack
Debug Port	Micro USB x 1
Expansion Slot	SIM card slot x 1 Micro SD slot x 1
Other Interface	—
Power Supply	
Power Requirement	DC9-30V
Power Consumption	3.36 W (Full Loading)
MTBF (Hours)	855590
Environmental and Mechanical	
Dimension	4.3" x 4.33" x 1.54" (109 x 110 x 39 mm)
Weight	430 g
Mount Options	Wallmount, Din Rail (Optional)
Operation Temperature	32 °F ~ 140 °F (0 °C ~ 60 °C)
Storage Temperature	-40 °F ~ 176 °F (-40 °C ~ 80 °C)
Operation Humidity	10% ~ 95% relative humidity, non-condensing

Support List of PLC or Controller

Brand	Model Series
Allen-Bradley	SLC-500 Ethernet
OPCTechs	GE SRTP Ethernet
Koyo	Modbus TCP for H0/H2/H4-ECOM100
Mitsubishi	All PLC
OMRON	CS & CJ Ethernet, CS & CJ Serial, CV Ethernet, CV Serial
Siemens	S7 Ethernet
Yaskawa	CP218TX Ethernet

Optional RF Module

Type	Model Series
3G/4G/LTE	Quectel EG25-G
NB-IoT	Quectel BG96
CAT-M1	Quectel BG96
CAT 1	Quectel EC21 Series
LoRaWAN	RisingHF RHF0M301-868/915
Zigbee	Redpine RS9113

Note: All specifications are subject to change without notice.

Dimension

Unit: mm

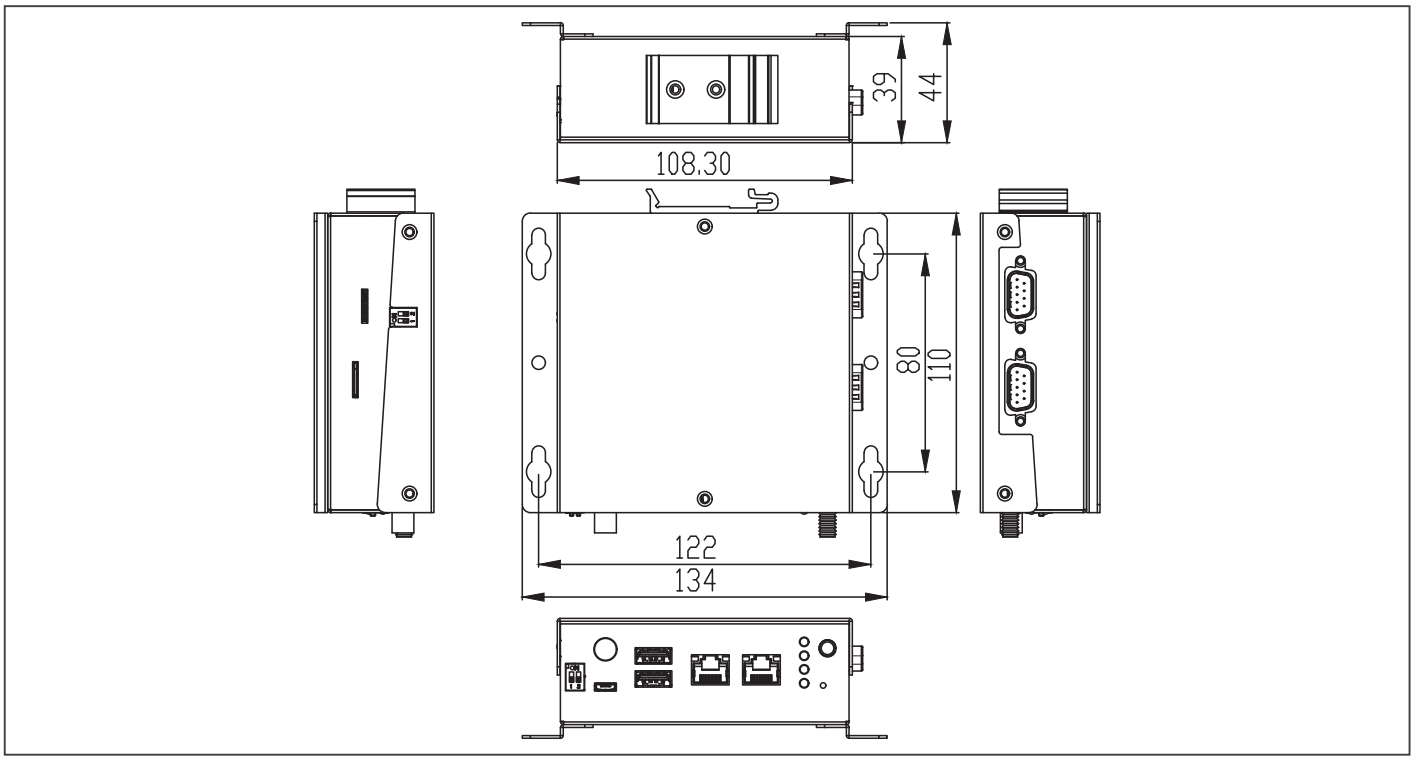

Ordering Information

Part Number	CPU	Memory	Thermal	Ports	Storage	LAN	USB	Expansion slot	Power	Operation Temp.	Others
SRG-ACAN-A10-0001	ARM Cortex-A8 800MHz	Onboard DDR3L 1G	Fanless	RS-232/422/485 x 2 (DB9)	eMMC 8GB, MicroSD x1	GbE x 2	USB 2.0 x 2	Mini PCIe slot x 1, SIM card socket x 1	DC 9-30V	0°C ~ 60°C @ 0.5 m/s airflow	3G/4G LTE module (optional)
SRG-ACAN-A10-0002	ARM Cortex-A8 800MHz	Onboard DDR3L 1G	Fanless	RS-232/422/485 x 1 (DB9) Analog Input,CANBus x 1 (DB9)	eMMC 8GB, MicroSD x1	GbE x 2	USB 2.0 x 2	Mini PCIe slot x 1, SIM card socket x 1	DC 9-30V	0°C ~ 60°C @ 0.5 m/s airflow	3G/4G LTE module (optional)

Packing List

- **SRG-ACAN**

Installation Scenario

DIN-Rail Mount Illustration

Wallmount Illustration

Optional Accessories

- **1255300366**
  Power Adapter. AC/DC. 100-240VAC. 12VDC/3A.36W.
- **9741EG25G0**
  PCIe mimi card. 4G LTE. module kit. Global Band W/SIM holder. W/Cable & antenna. Quectel. EG25-G
- **9651352C02**
  DIN rail kit. 47x25mm. SRG-3352C series
- **9651352C01**
  Wallmount kit. 110x26mm. SRG-3352C series

Optional Software Accessories

- **OPC UA Stack**
- **EtherCAT Stack**
- **PROFIBUS Stack**
- **PROFINET Stack**
- **EtherNet/IP Stack**
- **IO-Link Stack**
- **MQTT**
- **Modbus**

SRG-TG01 PRELIMINARY

Standard IoT Gateway System with 11th Generation Intel® Core™ i7/i5/i3/Celeron® Processor SoC

Front View

Rear View

Features

- 11th Generation Intel Core i7/i5/i3/Celeron Processor SoC
- DDR4 3200MHz, SO-DIMM x 2, up to 64GB
- USB 3.2 Gen 1 x 3, USB 3.2 Gen 2 x 1
- HDMI 2.0b x 1 (Output)
- GbE x2 (Intel I219, I211) + 2.5 GbE x1 (Intel I225)
- M.2 3052 B Key x1, M.2 2280 M Key x1, M.2 2230 E Key x1
- DC 9 ~ 36V Power Input

Specifications

System	
Processor	11th Generation Core Intel® i7-1185G7E SoC 11th Generation Core Inte® i5-1145G7E SoC 11th Generation Core Inte® i3-1115G4E SoC 11th Generation Core Inte® Celeron 6305E SoC
Memory	DDR4 3200MHz, SO-DIMM x 2, Up to 64GB
Storage	M.2 2280 M Key slot x 1 (PCIex4) 2.5" SATA SSD/HDD bay x 1
Real Time Clock	RTC x 1, with 3V CR2032 Lithium battery
Security	TPM 2.0
Indicators	—
Cellular	M.2 3052 B Key slot x 1 (4G/5G)
Wireless Lan	M.2 2230 E Key slot x 1 (Wifi 802.11 ac/b/g/n, BT 5.0)
Operating System	Windows 10 IoT Enterprise / Ubuntu 20.04 (by request)
Support Protocol	—
I/O Interfaces	
Serial Port	RS-232/422/485 x 2, DB9 RS-232/422/485 x 2, Wafer Box (Optional)
Ethernet	Intel ®i211-LM,10/100/1000Base x 1,RJ45 Intel ®i219-LM,10/100/1000Base x 1,RJ45 Intel ®i225-LM,10/100/1000Base x 1,RJ45 (Support Vpro)
USB	USB3.2 Gen 2 x 1, Type A USB3.2 Gen 1 x 3, Type A
ADC	—
DI/DO	8 bit, Phoenix Connector
CAN Bus	CAN 2.0 B x 2 CH, Phoenix Connector
Display	HDMI 2.0b x 1
Power Connector	3 Pin Phoenix Connector
Debug Port	—
Expansion Slot	Micro SIM slot x 1
Other Interface	"SATA 3.0 x 1 SATA Power connector x 1 (5V)"
Power Supply	
Power Requirement	DC 9 ~ 36V (Optional DC12V), AT Type
Power Consumption	TBD
MTBF (Hours)	TBD
Environmental and Mechanical	
Dimension	8.1" x 6.1" x 2.8" (207 x 155 x 72 mm)
Weight	TBD
Mount Options	Wall Mount (Optional)
Operation Temperature	32 °F ~ 140 °F (0 °C ~ 60 °C)
Storage Temperature	-40 °F ~ 176 °F (-40 °C ~ 80 °C)
Operation Humidity	10% ~ 95% relative humidity, non-condensing

Note: All specifications are subject to change without notice.

Dimension

Unit: mm

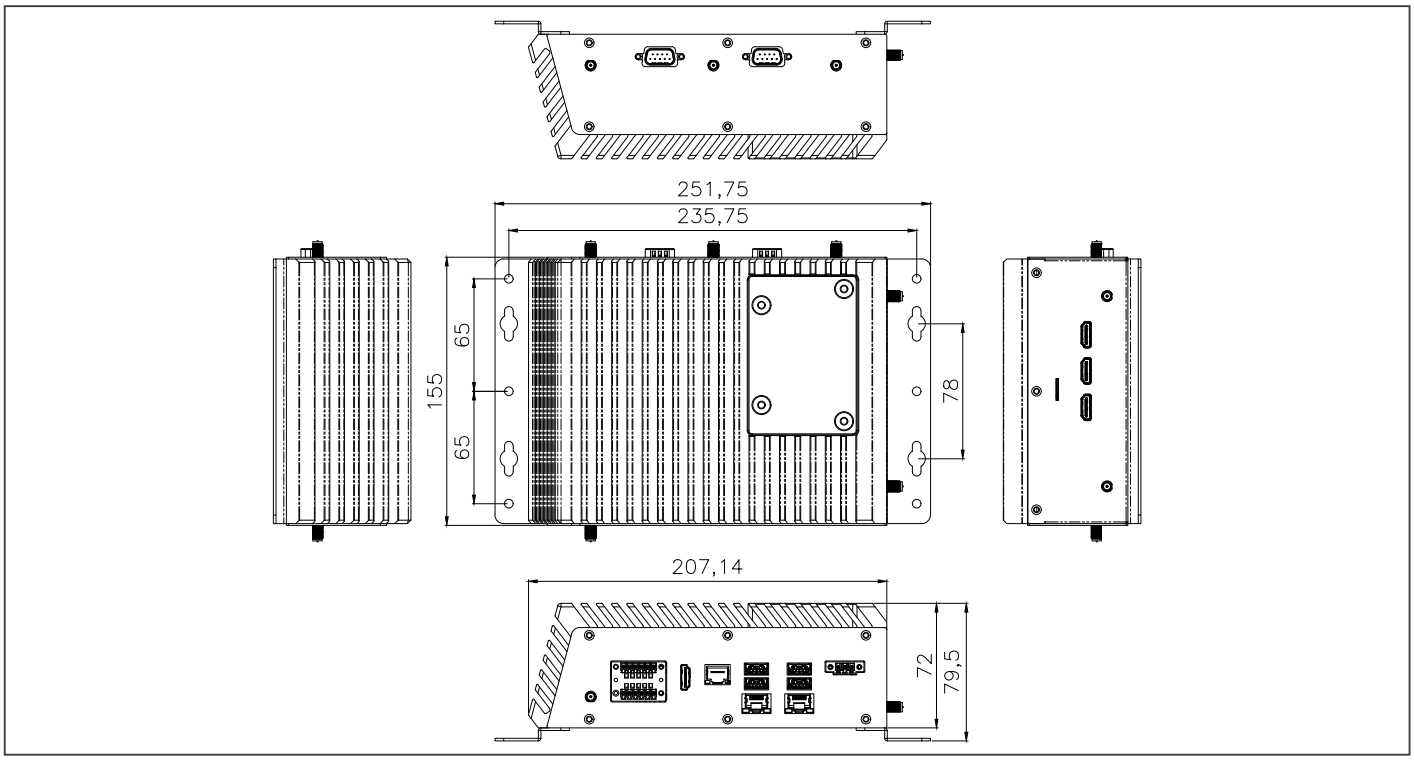

Ordering Information

Part Number	CPU	Memory	Thermal	Ports	Storage	LAN	USB	Expansion slot	Power	Operation Temp.	Others
SRG-TG01-A10-0701	11th Generation Core Intel® i7-1185G7E SoC	DDR4 3200MHz, SO-DIMM x 2, Up to 64GB	Fanless	HDMI 2.0b x 1 RS-232/422/485 x 4, DB9 CAN 2.0b x2 DIO x8	SATA 3.0 x 1 M.2 M Key 2280 x1	GbE x 2 2.5 GbE x1	USB 3.2 Gen 2 x 1 USB 3.2 Gen 1 x 3	M.2 B Key 3042 x 1 M.2 E Key 2230 x 1 Micro SIM slot x 1	DC 9 ~ 36V	0°C ~ 60°C @ 0.5 m/s airflow	3G/4G LTE module WiFi/BT module (optional)
SRG-TG01-A10-0501	11th Generation Core Inte® i5-1145G7E SoC	DDR4 3200MHz, SO-DIMM x 2, Up to 64GB	Fanless	HDMI 2.0b x 1 RS-232/422/485 x 4, DB9 CAN 2.0b x2 DIO x8	SATA 3.0 x 1 M.2 M Key 2280 x1	GbE x 2 2.5 GbE x1	USB 3.2 Gen 2 x 1 USB 3.2 Gen 1 x 3	M.2 B Key 3042 x 1 M.2 E Key 2230 x 1 Micro SIM slot x 1	DC 9 ~ 36V	0°C ~ 60°C @ 0.5 m/s airflow	3G/4G LTE module WiFi/BT module (optional)
SRG-TG01-A10-0301	11th Generation Core Inte® i3-1115G4E SoC	DDR4 3200MHz, SO-DIMM x 2, Up to 64GB	Fanless	HDMI 2.0b x 1 RS-232/422/485 x 4, DB9 CAN 2.0b x2 DIO x8	SATA 3.0 x 1 M.2 M Key 2280 x1	GbE x 2 2.5 GbE x1	USB 3.2 Gen 2 x 1 USB 3.2 Gen 1 x 3	M.2 B Key 3042 x 1 M.2 E Key 2230 x 1 Micro SIM slot x 1	DC 9 ~ 36V	0°C ~ 60°C @ 0.5 m/s airflow	3G/4G LTE module WiFi/BT module (optional)
SRG-TG01-A10-0C01	11th Generation Core Inte® Celeron 6305E SoC	DDR4 3200MHz, SO-DIMM x 2, Up to 64GB	Fanless	HDMI 2.0b x 1 RS-232/422/485 x 4, DB9 CAN 2.0b x2 DIO x8	SATA 3.0 x 1 M.2 M Key 2280 x1	GbE x 2 2.5 GbE x1	USB 3.2 Gen 2 x 1 USB 3.2 Gen 1 x 3	M.2 B Key 3042 x 1 M.2 E Key 2230 x 1 Micro SIM slot x 1	DC 9 ~ 36V	0°C ~ 60°C @ 0.5 m/s airflow	3G/4G LTE module WiFi/BT module (optional)

Packing List

- **SRG-TG01**

Optional Accessories

- **1255300611**
  Power Adapter.DC.100/240V.12V.5A.60W.2p phoenix P=3.81mm.FSP.FSP060-DHAN3/9NA0608085
- **9686Y00124**
  M. 2 3042 LTE Cat4 module,for global market. SIMCOM. SIM7600G-H with LTE antenna
- **9741364A00**
  M.2 2230 Wireless.802.11 ac/a/b/g/n + BT 5.0.2T2R,Enli QCNFA364A.w/2 sets of cable and antenna
- **TBD**
  DIN rail kit. SRG-TG01 series
- **TBD**
  Wallmount kit. SRG-TG01 series
- **1702031802**
  POWER CORD.3P-125V 10A 180D.1.8M.USA.FANJET. YP12/YC-12
- **1702031803**
  POWER CORD.3P-250V 10A 180D.1.8M.EU.FAN-JET. YP-22/YC-12
- **170203180J**
  POWER CORD.3P-250V 13A.UK type.1830mm
- **1702031811**
  POWER CORD.3P-125V.10A.180D.1.8M.TWN/BSMI. FANJET.YP-12/YC-12
- **170203180E**
  Power cord.3P.125V/7A.1.8M.PSE YP12/YC12 Certificat

SRG-APL PRELIMINARY

Standard IoT Gateway System with Intel Atom X5-E3940 Processor SoC

Front View

Features

- Intel Atom X5-E3940 Quad Core 1.6GHz
- Onboard LPDDR4 4 GB / eMMC 32G
- Built-in Micro SD Card Slot x 1
- HDMI output x1
- Gigabit Ethernet RJ-45 x 2 LAN port
- USB 3.0 x 4
- M.2 E key x 1 (For Wifi/BT Module)
- Mini PCIe connector x 1 (For 4G LTE Module)

DDR 4 USB 3.0

Specifications

System	
Processor	Intel Atom X5-E3940 Processor SoC / Intel HD 500 Graphics
Memory	Onboard LPDDR4 1866MHz 4GB / 8GB (Optional)
Storage	eMMC 5.1 32GB / 64GB (Optional)
Real Time Clock	RTC x 1, with 3V CR2032 Lithium battery
Security	—
Indicators	—
Cellular	Mini PCIe Connector x 1
Wireless Lan	M.2 2230 E Key slot x 1
Operating System	Windows 10 IoT Enterprise / Ubuntu 20.04 (by request)
Support Protocol	—
I/O Interfaces	
Serial Port	—
Ethernet	Gigabit Ethernet x 2, RJ-45
USB	USB 3.0 x 4, Type A
ADC	—
DI/DO	—
CAN Bus	—
Display	HDMI 1.4 x 1
Power Connector	DC Jack
Debug Port	—
Expansion Slot	SIM card slot x 1 Micro SD slot x 1
Other Interface	Power switch button x 1 Reset switch button x 1
Power Supply	
Power Requirement	12V DC-In @ 3A-5A 5.5/2.1 mm
Power Consumption	20 W (Full Loading)
MTBF (Hours)	—
Environmental and Mechanical	
Dimension	8.1" x 6.1" x 2.8" (207 x 155 x 72 mm)
Weight	TBD
Mount Options	Wall Mount (Optional)
Operation Temperature	32 °F ~ 140 °F (0 °C ~ 60 °C)
Storage Temperature	-40 °F ~ 176 °F (-40 °C ~ 80 °C)
Operation Humidity	10% ~ 95% relative humidity, non-condensing

Note: All specifications are subject to change without notice.

Dimension

Unit: mm

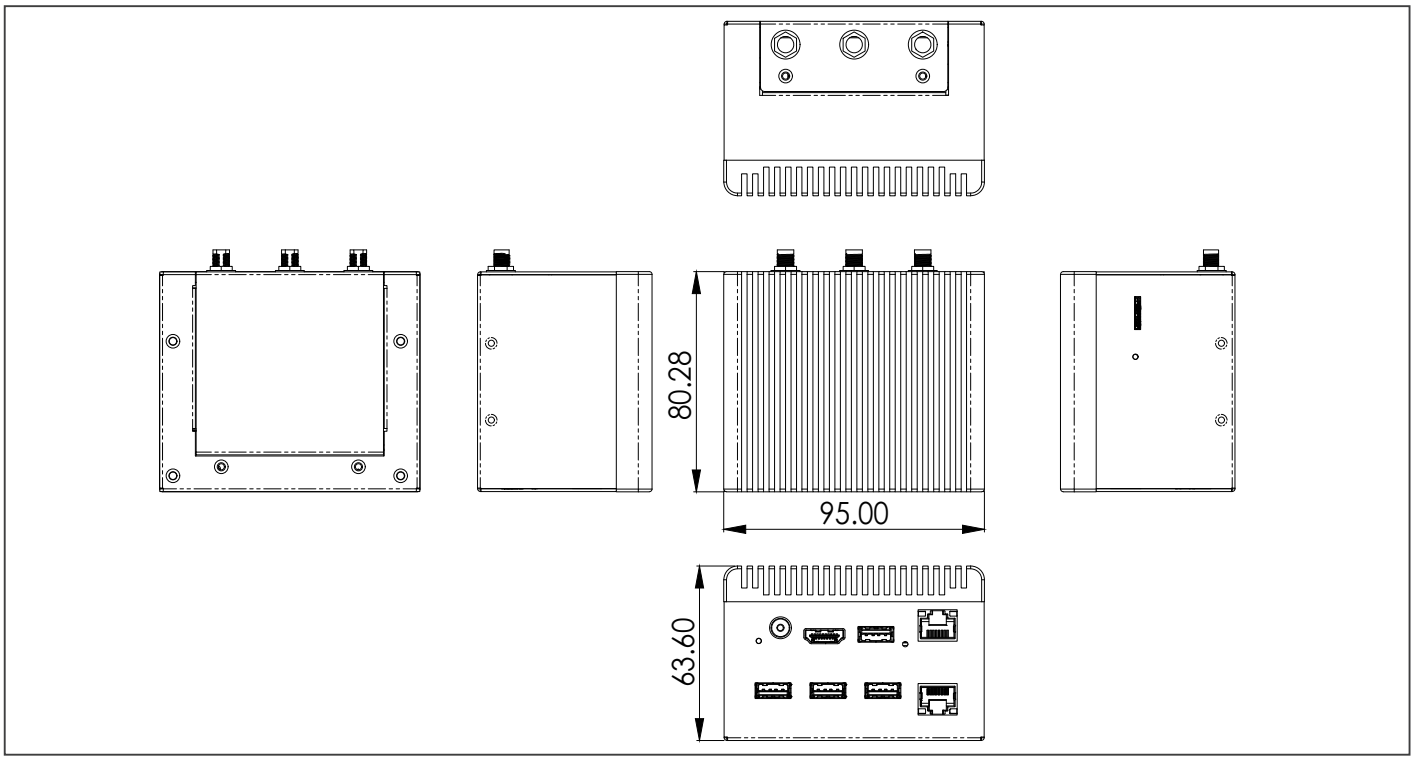

Ordering Information

Part Number	CPU	Memory	Thermal	Ports	Storage	LAN	USB	Expansion slot	Power	Operation Temp.	Others
SRG-APL-A10-0432	Intel Atom X5-E3940, 1.6GHz	Onboard LPDDR4 1866MHz 4GB	Fanless	HDMI x 1 (Output)	eMMC 32GB, MicroSD x1	GbE x 2	USB 3.0 x 4	Mini PCIe slot x 1, M.2 2230 E Key slot x 1 SIM card socket x 1	DC 12V	0°C ~ 60°C @ 0.5 m/s airflow	3G/4G LTE module Wifi/BT Module (optional)
SRG-APL-A10-0832	Intel Atom X5-E3940, 1.6GHz	Onboard LPDDR4 1866MHz 8GB	Fanless	HDMI x 1 (Output)	eMMC 32GB, MicroSD x1	GbE x 2	USB 3.0 x 4	Mini PCIe slot x 1, M.2 2230 E Key slot x 1 SIM card socket x 1	DC 12V	0°C ~ 60°C @ 0.5 m/s airflow	3G/4G LTE module Wifi/BT Module (optional)
SRG-APL-A10-0464	Intel Atom X5-E3940, 1.6GHz	Onboard LPDDR4 1866MHz 4GB	Fanless	HDMI x 1 (Output)	eMMC 64GB, MicroSD x1	GbE x 2	USB 3.0 x 4	Mini PCIe slot x 1, M.2 2230 E Key slot x 1 SIM card socket x 1	DC 12V	0°C ~ 60°C @ 0.5 m/s airflow	3G/4G LTE module Wifi/BT Module (optional)
SRG-APL-A10-0864	Intel Atom X5-E3940, 1.6GHz	Onboard LPDDR4 1866MHz 8GB	Fanless	HDMI x 1 (Output)	eMMC 64GB, MicroSD x1	GbE x 2	USB 3.0 x 4	Mini PCIe slot x 1, M.2 2230 E Key slot x 1 SIM card socket x 1	DC 12V	0°C ~ 60°C @ 0.5 m/s airflow	3G/4G LTE module Wifi/BT Module (optional)

Packing List

- **SRG-APL**

Optional Accessories

- **9741EG25G0**
  PCIe mimi card. 4G LTE. module kit. Global Band W/ SIM holder. W/Cable & antenna. Quectel. EG25-G
- **9741364A00**
  (TF).M.2 2230 Wireless.802.11 ac/a/b/g/n + BT 5.0.2T2R,Enli QCNFA364A.w/2 sets of cable and antenna
- **1255300409**
  Power Adapter.AC Input 90~264V.DC output 12v/3.34A.
- **1702031802**
  POWER CORD.3P-125V 10A 180D.1.8M.USA.FANJET. YP12/YC-12
- **1702031803**
  POWER CORD.3P-250V 10A 180D.1.8M.EU.FAN-JET. YP-22/YC-12
- **170203180J**
  POWER CORD.3P-250V 13A.UK type.1830mm
- **1702031811**
  POWER CORD.3P-125V.10A.180D.1.8M.TWN/BSMI. FANJET.YP-12/YC-12
- **170203180E**
  POWER CORD.3P.125V/7A.1.8M.PSE YP12/YC12 Certificat
- **TBD**
  DIN rail kit. SRG-APL series
- **TBD**
  Wall mount kit. SRG-APL series

SRG-M041 PRELIMINARY

Gateway System with ARM Cortex M4F 180MHz

Front View

Rear View

Features

- Supports LTE CAT 1/LTE M1/NB-IoT network technology (by model)
- Supports Bluetooth 5.0 / Wi-SUN network technology (by model)
- Supports Dual-SIM for cellular connection redundancy
- Supports Dual power inputs for power redundancy
- Supports Serial ports x 2 for RS-232 / 3W-RS-485
- Supports CANbus x 1 for CAN 2.0B (one serial port change to CANbus/by model)
- CAN transfer rate up to 1 Mbps
- Build-in 10/100 Mbps, Auto MDI/MDIX Mbps Ethernet ports x 2
- Serial Protocols - Support Modbus RTU/ASCII
- Network Protocols - Support MQTT / MQTTS/Modbus TCP transfer protocol
- Supports Data Log
- Configuration via USB virtual console port or web page via ethernet
- Supports Firmware-Over-the-Air (FOTA)
- Wide operating temp range -20˚C to +70˚C

Specifications

System	
Processor	ARM Cortex M4F 180MHz
Memory	2 MB
Storage	256Kbytes SRAM
Real Time Clock	—
Security	memory protection unit (MPU)
Indicators	10 LED indicator for Power/Serial port/DI/RF activity/Wireless strength.
Cellular	Mini PCIe Connector x 1
Wireless Lan	—
Operating System	Non-OS
Support Protocol	Modbus RTU to MQTT
I/O Interfaces	
Serial Port	RS-232/485 x 2
Ethernet	10/100 Ethernet x 2, RJ-45
USB	—
ADC	—
DI/DO	DI x 4 Relay output x 2
CAN Bus	1 Channel
Display	—
Power Connector	Terminal Block Type
Debug Port	Micro USB x 1
Expansion Slot	SIM card slot x 2 Micro SD slot x 1
Other Interface	—
Power Supply	
Power Requirement	12/24 VDC
Power Consumption	3W
MTBF (Hours)	—
Environmental and Mechanical	
Dimension	6.3" x 4.18" x 1.07" (160 x 106 x 27 mm)
Weight	670 g
Mount Options	Din Rail
Operation Temperature	-4 °F ~ 158 °F (-20 °C ~ 70 °C)
Storage Temperature	-40 °F ~ 176 °F (-40 °C ~ 85 °C)
Operation Humidity	5% ~ 95% relative humidity, non-condensing

Packing List

- SRG-M041

Note: All specifications are subject to change without notice.

Dimension

Unit: mm

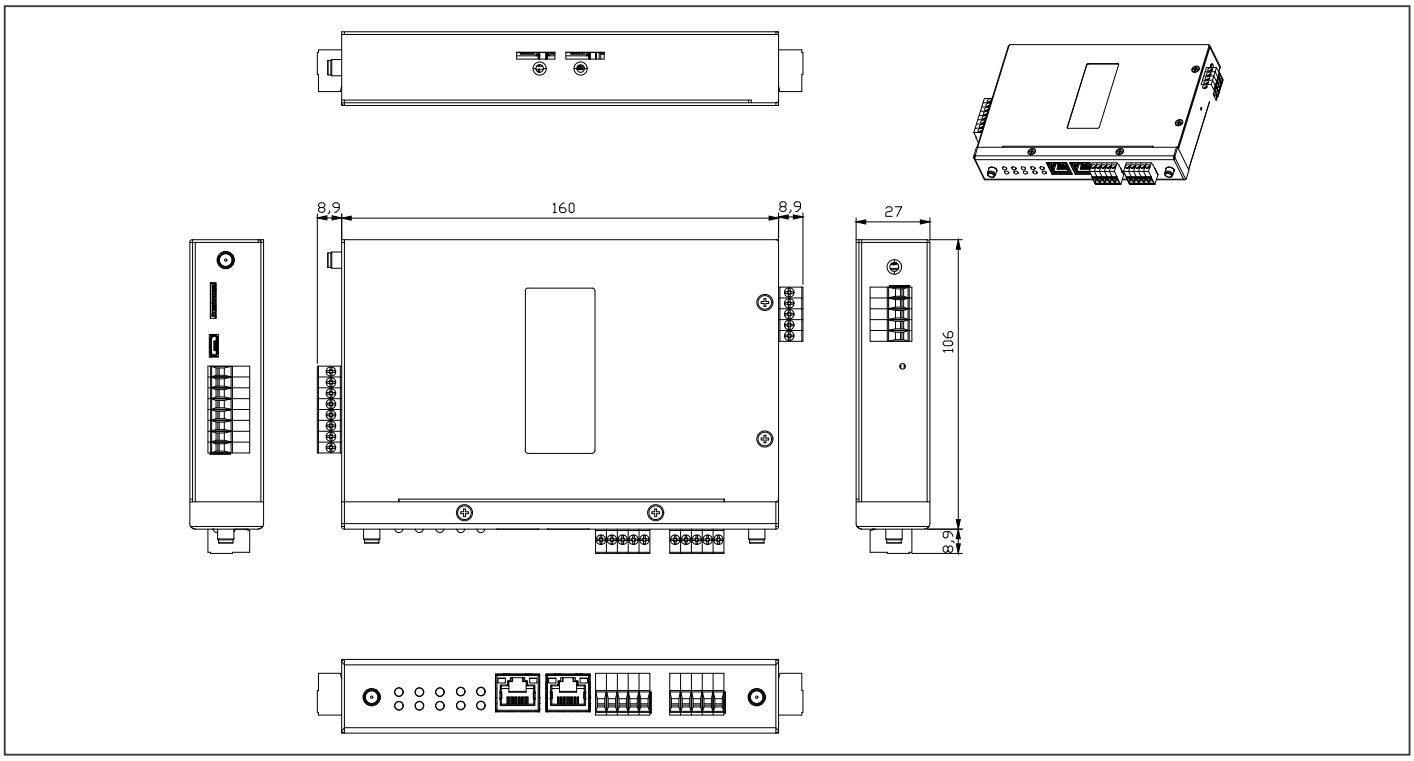

Ordering Information

Part Number	CPU	Memory	Thermal	Ports	Storage	LAN	USB	Expansion slot	Power	Operation Temp.	Others
SRG-M041-A10-0001	ARM Cortex M4F	2 MB	-	"DI x 4 Relay output x 2"	"256Kbytes SRAM, MicroSD x1"	10/100 Ethernet x 2, RJ-45	-	Mini PCIe slot x 1, SIM card socket x 2	DC 12/24V	-20°C ~ 70°C	3G/LTE/Cat-M1/ Cat-NB module (optional)

Optional RF Module

Type	Model Series
3G/4G/LTE	Quectel EG25-G
NB-IoT	Quectel BG96
CAT-M1	Quectel BG96
CAT 1	—
LoRaWAN	—
Zigbee	—

Optional Accessories

- **1255300366**
  Power Adapter. AC/DC. 100-240VAC. 12VDC/3A.36W.
- **9741EG25G0**
  PCIe mimi card. 4G LTE. module kit. Global Band W/ SIM holder. W/Cable & antenna. Quectel. EG25-G

Optional Software Accessories

- **TBD**
  OPC UA Stack
- **TBD**
  EtherCAT Stack
- **TBD**
  PROFIBUS Stack
- **TBD**
  MQTT
- **TBD**
  PROFINET Stack
- **TBD**
  EtherNet/IP Stack
- **TBD**
  IO-Link Stack
- **TBD**
  Modbus

SRG-CM4

PRELIMINARY

Standard Gateway Board With Broadcom BCM2711 Quad-Core Cortex-A72 SoC @ 1.5GHz

Front View

Rear View

Features

- **Broadcom BCM2711 quad-core Cortex-A72 SoC @ 1.5GHz**
- **Onboard DDR4L 2GB / eMMC 16G (Optional 1G RAM/8G eMMC)**
- **USB 3.0 Type-A x 2**
- **Gigabit Ethernet port x 2**
- **CAN-FD x 1**
- **5G/4G LTE M.2 3042/3052 B Key x1**
- **Built-in Micro SD Card Slot x 1**
- **Support RTC, TPM 2.0**
- **Wide Voltage DC9V-24V**
- **Wide Temperature -20 °C ~ 70 °C**

Specifications

System	
Processor	Broadcom BCM2711 quad-core Cortex-A72 SoC @ 1.5GHz
Memory	Onboard DDR4L 2GB (Optional 1GB)
Storage	eMMC 16G (Optional 8GB)
Real Time Clock	RTC x 1, with 3V CR2032 Lithium battery
Security	TPM 2.0
Indicators	Programmable LED control x 3
Cellular	M.2 3042/3052 B Key x1 (USB Signal)
Wireless Lan	Onboard Wifi 802.11 b/g/n/ac, BT 5.0 (optional)
Operating System	Debian 10 / Raspberry Pi OS (by request)
Support Protocol	Modbus / MQTT Library (by request)
I/O Interfaces	
Serial Port	RS-232/422/485 switchable x 2 RS-485 with isolation x 2(Optional)
Ethernet	Gigabit Ethernet x 2, RJ-45
USB	USB 3.0 Type-A x 2 Micro USB 2.0 OTG x1
ADC	Analog Input x 4 (optional)
DI/DO	DI x 4 / DO x 4 with Isolation
CAN Bus	CAN-FD x1
Display	HDMI x1
Power Connector	3 pin 3.81mm pitch phoenix connector
Debug Port	—
Expansion Slot	SIM card slot x 1 Micro SD slot x 1(Optional)
Other Interface	—
Power Supply	
Power Requirement	DC 9-24V
Power Consumption	TBD
MTBF (Hours)	TBD
Environmental and Mechanical	
Dimension	4.1"x 4.13"x 1.9" (104.4x105x50mm)
Weight	0.99 lb (450g)
Mount Options	Wall Mount, Din Rail (Optional)
Operation Temperature	-4 °F ~ 158 °F (-20 °C ~ 70 °C)
Storage Temperature	-40 °F ~ 176 °F (-40 °C ~ 80 °C)
Operation Humidity	10% ~ 95% relative humidity, non-condensing

Packing List

- **SRG-CM4**

Note: All specifications are subject to change without notice.

Dimension

Unit: mm

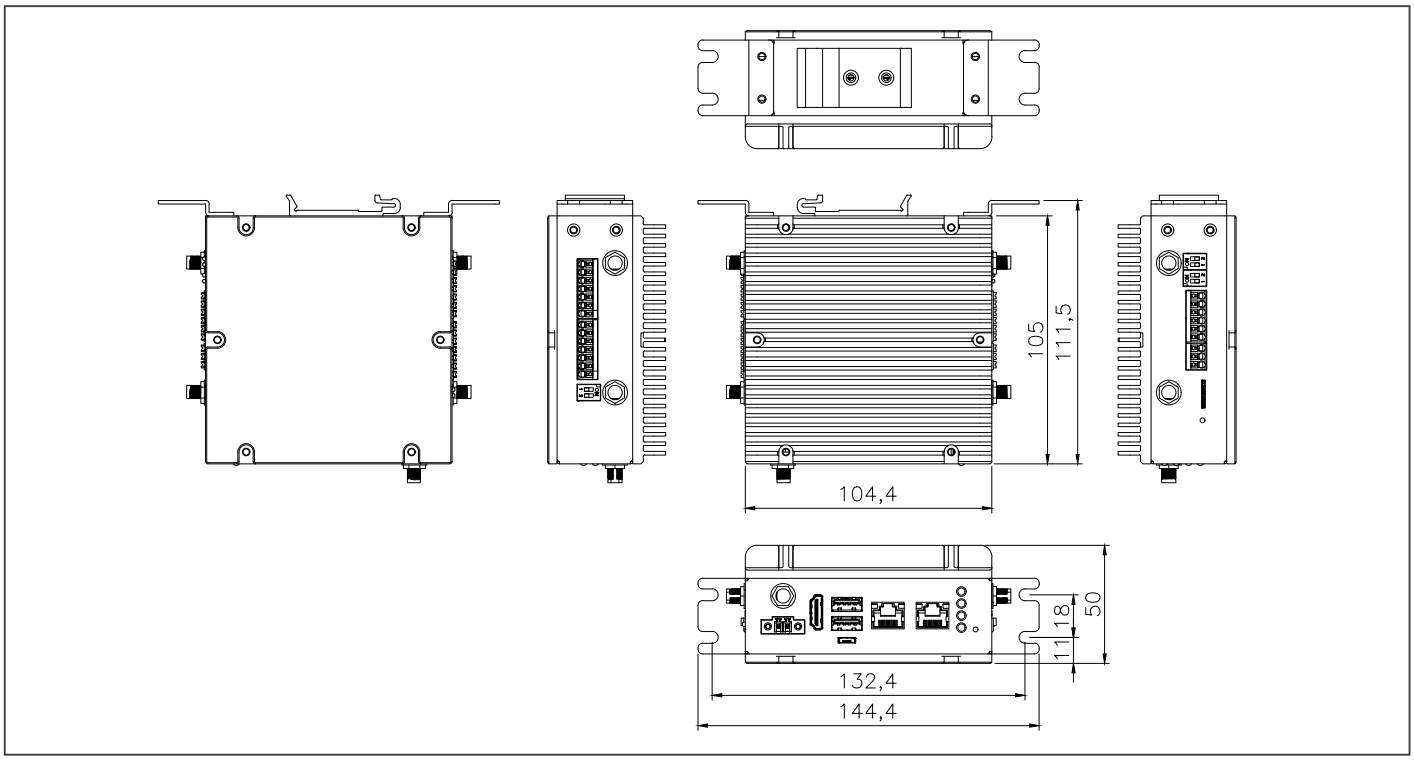

Ordering Information

Part Number	CPU	Memory	Thermal	Ports	Storage	LAN	USB	Expansion slot	Power	Operation Temp.	Others
SRG-CM4-A10-0108	ARM NXP i.MX8M Plus Quad-Core Cortex-A53 1.6GHz Processor	Onboard DDR4L 1GB	Fanless	RS-232/422/485 switchable x 2 RS-485 with isolation x 2 (Optional) Analog Input x 4 (Optional) DI x 4 / DO x 4 CAN-FD x1 HDMI x 1	eMMC 8GB, MicroSD x1(Optional)	GbE x 2	USB 3.0 x 2 Micro USB 2.0 OTG x1	M.2 3042/ 3052 B Key x1 SIM card socket x 1	DC 9-24V	-20°C ~ 70°C @ 0.5 m/s airflow	3G/4G LTE module (optional)
SRG-CM4-A10-0216	ARM NXP i.MX8M Plus Quad-Core Cortex-A53 1.6GHz Processor	Onboard DDR4L 2GB	Fanless	RS-232/422/485 switchable x 2 RS-485 with isolation x 2 (Optional) Analog Input x 4(Optional) DI x 4 / DO x 4 CAN-FD x1 HDMI x 1	eMMC 16GB, MicroSD x1(Optional)	GbE x 2	USB 3.0 x 2 Micro USB 2.0 OTG x1	M.2 3042/ 3052 B Key x1 SIM card socket x 1	DC 9-24V	-20°C ~ 70°C @ 0.5 m/s airflow	3G/4G LTE module (optional)

Optional Accessories

- **9686Y00124**
  M. 2 3042 LTE Cat4 module,for global market. SIMCOM. SIM7600G-H with LTE antenna
- **125530040D**
  Power Adapter.AC Input 100~240V/1.2A.DC output 12V/3.34A.3pin phoenix plug-in.pitch=3.81mm.
- **1702031802**
  POWER CORD.3P-125V 10A 180D.1.8M.USA.FANJET. YP12/YC-12
- **1702031803**
  POWER CORD.3P-250V 10A 180D.1.8M.EU.FAN-JET. YP-22/YC-12
- **170203180J**
  POWER CORD.3P-250V 13A.UK type.1830mm
- **1702031811**
  POWER CORD.3P-125V.10A.180D.1.8M.TWN/BSMI. FANJET.YP-12/YC-12
- **170203180E**
  Power cord.3P.125V/7A.1.8M.PSE YP12/YC12 Certificat
- **TBD**
  DIN rail kit. SRG-CM4 series
- **TBD**
  Wall mount kit. SRG-CM4 series

03

Vision System BOX PC & Frame Grabber Card

03

BOXER-6405M

Fanless Compact Embedded Computer with Intel® Celeron®/Pentium® Processor

Front View



Rear View



Features

- **Slim Boxer Design: 42mm**
- **Rich I/O, Design for Auto System Control**
- **Wide Operating Temperature -20°C ~ 60°C**
- **Gigabit Ethernet x 2, USB x 4**
- **Support Wallmount**

DDR 3L · 1000 Giga LAN · USB 3.2 Gen 1 · HDMI

Specifications

System	
CPU	Intel® Celeron®/Pentium® processor
Chipset	Intel® System on Chip
System Memory	DDR3L SODIMM slot x 1 Supports 1867MHz and up to 8GB
Display Interface	HDMI type A x 1 for HDMI v1.4b VGA x 1
Storage Device	HDD/SSD, (mSATA BOM option)
Ethernet	Intel® i211-AT x 2
I/O	Power Button x 1 USB Type A x 4 for USB 3.2 Gen 1 HDMI type A x 1 for HDMI v1.4b RJ-45 x 2 for GbE LAN with LED indicator (i211-AT x 2) Power input x 1 3-pin terminal block in default (+, - , GND) Co-layout 3-pin terminal block & lockable DC-in jack,) Co-layout internal DC Mic-in x 1, Line-out x 1 RS-232/422/485 x 4 with automatic flow control (switch by BIOS) VGA x 1 Remote On/Off Antenna opening x 2
Expansion	Full-size Mini PCIe slot x 1 (PCIe/USB/SIM slot), one screw Half-size Minicard slot x 1 (optional for mSATA,PCIE/mSATA)
Indicator	Power LED x 1, HDD active LED x 1
OS Support	Windows® 10, Windows® 10 IoT, Linux
Power Supply	
Power Requirement	3-pin Phoenix DC Input 9~24V without power protection
Mechanical	
Mounting	Wallmount
Dimensions (W x H x D)	6.54" x 4.2" x 1.65" (166mm x 106.6mm x 42mm)
Gross Weight	3.6 lb (1.6kg)
Net Weight	1.7 lb (0.8 kg)
Environmental	
Operating Temperature	-4°F ~ 140°F (-20°C ~ 60°C) with W.T. mSATA (according to IEC68-2-14 with 0.5 m/s AirFlow; with industrial decives)
Storage Temperature	-22°F ~ 140°F (-30°C ~ 60°C)
Storage Humidity	95% @ 40°C, non-condensing
Anti-Vibration	3 Grms/ 5 ~ 500Hz/ operation – mSATA 1 Grms /5 ~ 500Hz/ operation - HDD
Anti - Shock	—
Certification	CE/FCC class A

Note: All specifications are subject to change without notice.

Dimension

Unit: mm

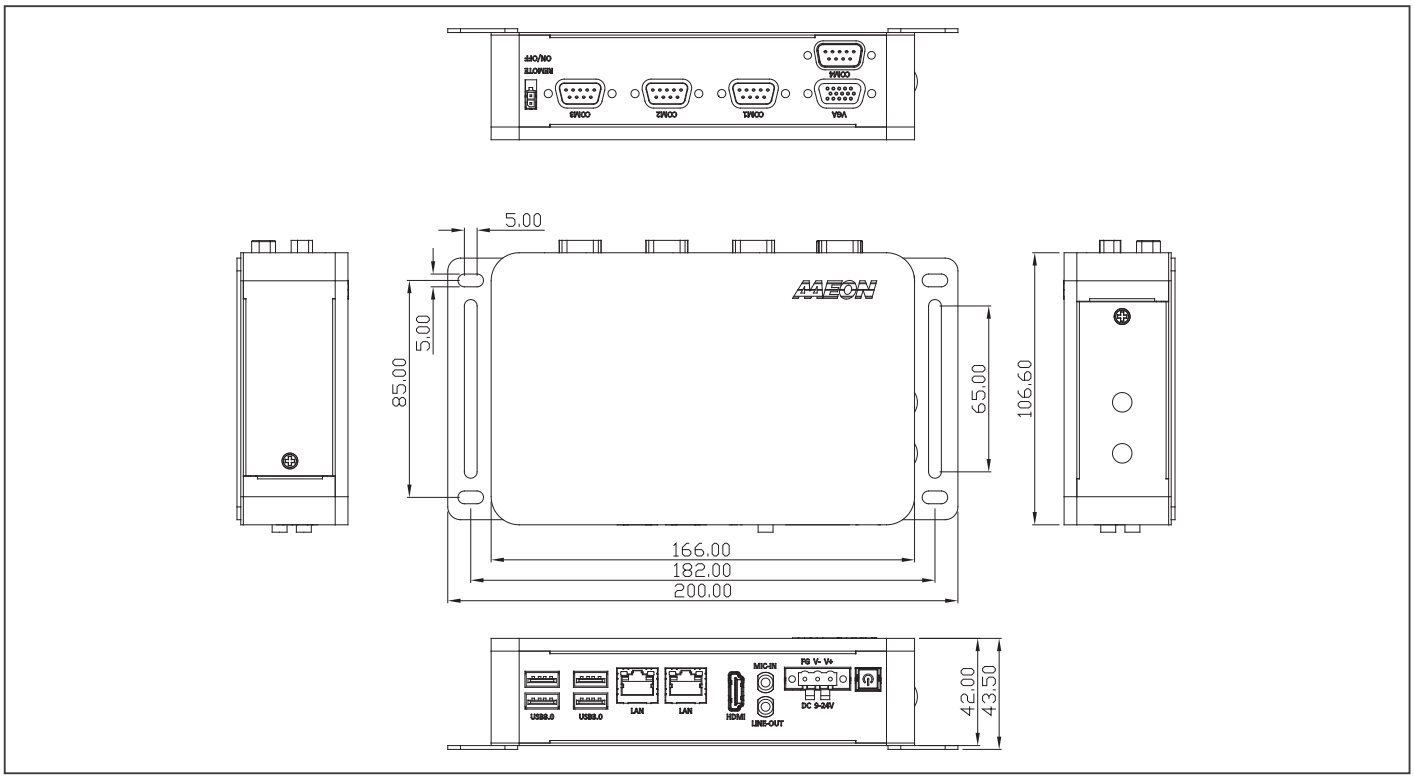

Ordering Information

Part Number	CPU	RAM	LAN	USB 3.2 Gen 1	USB 2.0	RS-232	RS-232/422/485	Digital I/O	Audio	Storage	Display	Expansion	Mounting	Power	Operation temp.
BOXER-6405M-A1-1011	Intel® N3350	—	2	4	—	—	4	—	MIC-in, Line-out	SSD/HDD x 1	VGA/HDMI x1	Full-size Minicard x1 Half-size Minicard x 1	Wallmount	9~24V	-20°C ~ 60°C
BOXER-6405M-A2-1011	Intel® N4200	—	2	4	—	—	4	—	MIC-in, Line-out	SSD/HDD x 1	VGA/HDMI x1	Full-size Minicard x1 Half-size Minicard x 1	Wallmount	9~24V	-20°C ~ 60°C

Packing List

- **Wallmount Bracket x 2**
- **3 Pin DC-In Power Connector x 1**
- **BOXER-6405M**

Optional Accessories

- **125530040F**
  Power Adapter
- **1702031802**
  Power Cord (US type)
- **1702031803**
  Power Cord (European Type)
- **170203180E**
  Power Cord (Japanese Type)
- **9741238H00**
  WiFi Module & Antenna
- **9741EG25G0**
  4G Module & Antenna (for global)
- **9741640404**
  Din Rail Mount Kit

BOXER-6404M

Wide Temperature Compact Embedded Box PC with LAN x 4, HDMI x 2, Intel® Celeron® J1900/N2807 Processor SoC

Front View



Rear View



Features

- **Quad GbE LAN Port for Industrial Network Appliance**
- **2.5” HDD/SDD Bay x 1**
- **Dual HDMI Port**
- **USB 3.2 Gen 1 Port Connectivity**
- **Easy Access Storage Bay**
- **Operating in -22°F ~ 167°F (-30°C ~ 75°C) Environment**

Specifications

System	
CPU	Intel® Celeron® J1900, 2.0 GHz Intel® Celeron® N2807, 1.58 GHz
Chipset	Intel® System on Chip
System Memory	DDR3L 1333 SODIMM slot x 1, up to 8 GB (J1900) or 4 GB (N2807)
Display Interface	HDMI
Storage Device	CFast™, HDD/SSD
Ethernet	Intel® I211, 10/100/1000Base-TX x 4
I/O	RS-232 x 1 USB 2.0 x 2 USB 3.2 Gen 1 x 1 HDMI x 2 LAN x 4 CFast slot x 1 Antenna hole x 1 Power button Power input
Expansion	Full-size Mini-Card (USB interface only) x 1
Indicator	Power LED on power button
OS support	Windows® 10, Windows® 8.1, Windows® 7, Windows® Embedded 8, Windows® Embedded 7, Linux Fedora
Power Supply	
Power Requirement	12V - 24V with lockable DC jack
Mechanical	
Mounting	VESA (Mounting kit is optional) DIN rail (Mounting kit is optional)
Dimensions (W x H x D)	6.53” x 4.20” x 2.05” (166mm x 106.6mm x 52mm)
Gross Weight	3.81 lb (1.73 kg)
Net Weight	2.8 lb (1.27 kg)
Environmental	
Operating Temperature	-22°F ~ 167°F (-30°C ~ 75°C) with wide temperature CFast™ card (according to IEC68-2-14 with 0.5 m/s AirFlow; with industrial devices)
Storage Temperature	-22°F ~ 176°F (-30°C ~ 80°C)
Storage Humidity	95% @ 40°C, non-condensing
Anti-Vibration	5 Grms/ 5 ~ 500Hz/ operation –CFast™ card or SSD 1 Grms/ 5 ~ 500Hz/ operation –HDD
Anti - Shock	—
Certification	CE/FCC class A

Note: All specifications are subject to change without notice.

Dimension

Unit: mm

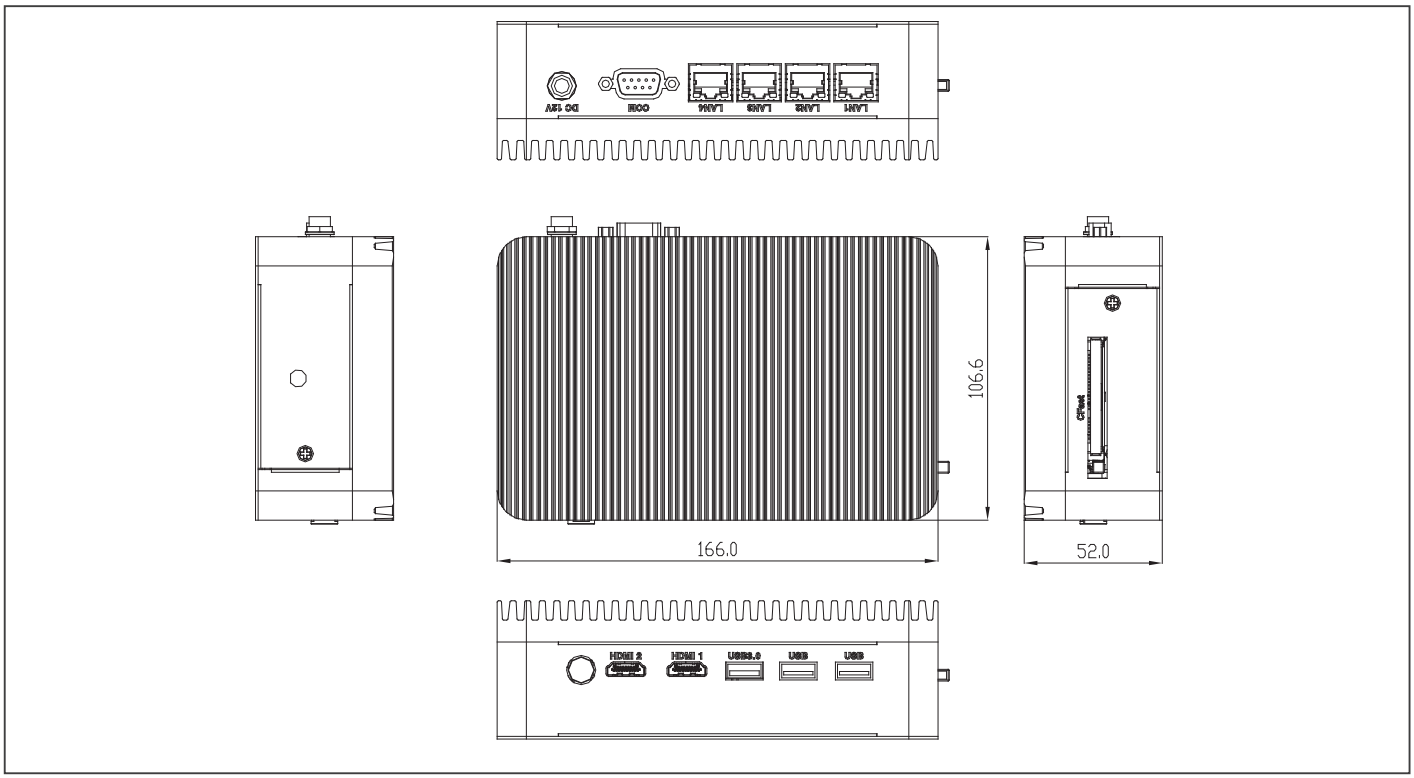

Ordering Information

Part Number	CPU	RAM	LAN	USB 3.2 Gen 1	USB2.0	RS-232	Storage	Display	Expansion	Mounting	Power	Operating Temp.
BOXER-6404M-A1-1110	Intel® J1900	—	4	1	2	1	CFast™ bay x 1 2.5" HDD/SSD bay x 1	HDMI x 2	Full size Mini-card slot x 1 (USB signal)	Din Rail/VESA 75	12V - 24V DC in	-30°C ~ 75°C (-22°F ~ 167°F) with 0.5m/s airflow
BOXER-6404M-A2-1110	Intel® N2807	—	2	1	2	1	CFast™ bay x 1 2.5" HDD/SSD bay x 1	HDMI x 1	Full size Mini-card slot x 1 (USB signal)	Din Rail/VESA 75	12V - 24V DC in	-30°C ~ 75°C (-22°F ~ 167°F) with 0.5m/s airflow

Packing List

- **125530040C**
  Power Adapter
- **BOXER-6404M**

Optional Accessories

- **1702031802**
  Power Cord (US type)
- **1702031803**
  Power Cord (European Type)
- **170203180E**
  Power Cord (Japanese Type)
- **9741236A00**
  WiFi Module & Antenna
- **9741EG25G0**
  4G Module & Antenna (for global)
- **9741640400**
  VESA Mount Kit
- **9641640401**
  DIN Rail Mount Kit
- **9741640402**
  CFast™ Cover Kit

BOXER-6841M-A1

Vision System Embedded Box PC with 6th / 7th Generation Intel® Core™ Desktop Processor and PCIe(x16) + PCIe (x1)

Front View



Rear View

Features

- **Support 6th / 7th Core-i desktop processor, Max 65W**
- **Intel® H110 PCH**
- **Easy Installation design for expand slot**
- **Support PCIe[x16] x1, PCIe[x1] x1**
- **Support up to max 180W Graphic Card**
- **System Fan with PWM function**

Specifications

System	
CPU	6th / 7th Generation Intel® Core™-i desktop Processor -Intel® Core™ i7-6700TE, 2.4 GHz -Intel® Core™ i5-6500TE, 2.3 GHz -Intel® Core™ i3-6100TE, 2.7 GHz -Intel® Core™ i7-7700, 3.6 GHz -Intel® Core™ i7-7700T, 2.9 GHz -Intel® Core™ i3-7101TE, 3.4 GHz
Chipset	Intel® H110 PCH
System Memory	DDR4 ECC or Non-ECC SODIMM, up to 32GB
Display Interface	HDMI type A x 2 for HDMI v1.4b
Storage Device	2.5" Drive Bay x 2
Ethernet	RJ-45 x 5 for GbE (Intel i211AT x 4, i219LM x 1)
I/O	2 pin Remote Power on/off connector Power ON/OFF Switch x 1 HDMI 1.4b x 2 Audio x 2 (MIC-in, Line-out) USB 3.2 Gen 1 x 4 DB-9 x 1 for RS-232/422/485 3 pin DC Power input x 1 (+, - , GND)
Expansion	Full-size Mini card x 2 (USB, w/ 1 SIM slot) PCIe [x1] x 1 PCIe [x16] x 1 - Power Consumption of GPU card max. 180W - Max. size of GPU card 312 x 113 x 40 mm (Option) Max. size of GPU card 312 x 113 x 60 mm (Riser Card: 9697T50300)
Indicator	Power LED x 1, HDD active LED x 1
OS Support	Skylake S Windows® 10, Windows® 10 IoT, Windows® 8 .1, Windows® Embedded Standard 8, Windows® 7, Windows® Embedded Standard 7, Ubuntu 16.04.2 Kabylake Windows® 10, Windows® 10 IoT, Ubuntu 16.04.2
Power Supply	
Power Requirement	DC-In 12~24V - CPU < 65W, No Graphic Card: 120W Adapter - CPU ≤ 65W, 180W Graphic Card: 330W Adapter
Mechanical	
Mounting	Wallmount
Dimensions (W x H x D)	6.10" x 7.87" x 15.75" (155mm x 200mm x 400mm)
Gross Weight	18.29 lb (8.3 Kg)
Net Weight	14.53 lb (7 Kg)
Environmental	
Operating Temperature	-4°F ~ 131°F (-20°C ~ 55°C) according to IEC60068-2 with 0.5m/s airflow (TDP 35W Processor)
Storage Temperature	-4°F ~ 176°F (-40°C ~ 80°C)
Storage Humidity	5 ~ 95% @ 40°C, non-condensing
Anti-Vibration	Random, 1 Grms, 5~500Hz, Anti-vibration design
Anti - Shock	—
Certification	CE/FCC class A

Note: All specifications are subject to change without notice.

Dimension

Unit: mm

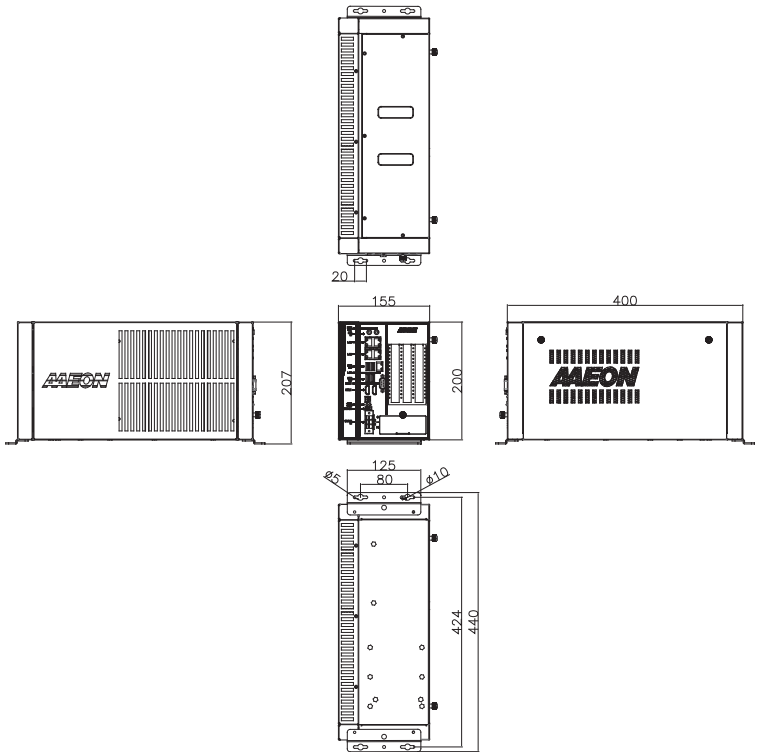

Ordering Information

Part Number	CPU	PCH	LAN	USB 3.2 Gen 1	RS-232/422/485	RS-232	Digital I/O	Audio	Storage	Display	Expansion	Mounting	Power	Operation temp.
BOXER-6841M-A1-1010	—	H110	5	4	1	—	—	MIC-in, Line-out	2.5" Drive Bay x2	HDMI x2	Full-size Minicard x2, PCIe[x16] x1, PCIe[x1]x1	Wallmount	DC12~24V - CPU < 65W, No Graphic Card: 120W Adapter - CPU ≤ 65W, 180W Graphic Card: 330W Adapter	-20°C ~ 55°C with 0.5m/s airflow (TDP 35W Processor) -20°C ~ 45°C with 0.5m/s airflow (TDP 65W Processor)

Packing List

- **Wallmount Bracket x 2**
- **3 Pin DC-in Power Connector x 1**
- **Screw Package x 1**
- **Thermal Pad Package x 1**
- **BOXER-6841M-A1**

Optional Accessories

- **1255901209**
  120W Power Adapter
- **1255903300**
  330W Power Adapter
- **1702031802**
  Power Cord (US type)
- **1702031803**
  Power Cord (European Type)
- **170203180E**
  Power Cord (Japanese Type)
- **9741238H00**
  WiFi Module & Antenna
- **9741EG25G0**
  4G Module & Antenna (for global)
- **9741EC25A0**
  4G Module & Antenna (for USA-AT&T)
- **9741EC25V0**
  4G Module & Antenna (for USA-Verizon)
- **9697T50300**
  Riser Card with PCIe [x16] x 1, max. size of GPU card 312 /190mm x 113mm x 60mm

BOXER-6841M-A2

Vision System Embedded Box PC with 6th / 7th Generation Intel® Core™ Desktop Processor and PCIe(x16) + PCIe (x1)

Front View



Rear View



Features

- **Support 6th / 7th Core-i desktop processor, Max 65W**
- **Intel® H110 PCH**
- **Easy Installation design for expand slot**
- **Support PCIe[x16] x1, PCIe[x1] x1**
- **Support up to max 250W Graphic Card**
- **System Fan with PWM function**

Specifications

System	
CPU	6th / 7th Generation Intel® Core™-i desktop Processor -Intel® Core™ i7-6700TE, 2.4 GHz -Intel® Core™ i5-6500TE, 2.3 GHz -Intel® Core™ i3-6100TE, 2.7 GHz -Intel® Core™ i7-7700, 3.6 GHz -Intel® Core™ i7-7700T, 2.9 GHz -Intel® Core™ i3-7101TE, 3.4 GHz
Chipset	Intel® H110 PCH
System Memory	DDR4 ECC or Non-ECC SODIMM, up to 32GB
Display Interface	HDMI type A x 2 for HDMI v1.4b
Storage Device	2.5" Drive Bay x 2
Ethernet	RJ-45 x 5 for GbE (Intel® i211AT x 4, i219LM x 1)
I/O	2 pin Remote Power on/off connector Power ON/OFF Switch x 1 HDMI 1.4b x 2 Audio x 2 (MIC-in, Line-out) USB 3.2 Gen 1 x 4 DB-9 x 1 for RS-232/422/485 3 pin DC Power input x 1 (+, - , GND)
Expansion	Full-size Mini card x 2 (USB, w/ 1 SIM slot) PCIe [x1] x 1 PCIe [x16] x 1 - Power Consumption of GPU card max. 250W - Max. size of GPU card 312 x 113 x 40 mm (Option) Max. size of GPU card 312 x 113 x 60 mm (Riser Card: 9697T50300)
Indicator	Power LED x 1, HDD active LED x 1
OS Support	Skylake S Windows® 10, Windows® 10 IoT, Windows® 8 .1, Windows® Embedded Standard 8, Windows® 7, Windows® Embedded Standard 7, Ubuntu 16.04.2 Kabylake Windows® 10, Windows® 10 IoT, Ubuntu 16.04.2
Power Supply	
Power Requirement	DC-In 12~24V For System power, 12V only for Graphic Card - CPU < 65W, No Graphic Card: 120W Adapter - CPU ≤ 65W, 180W < Graphic Card < 250W: 240W Adapter x 2
Mechanical	
Mounting	Wallmount
Dimensions (W x H x D)	6.10" x 7.87" x 15.75" (155mm x 200mm x 400mm)
Gross Weight	18.29 lb (8.3 Kg)
Net Weight	14.53 lb (7 Kg)
Environmental	
Operating Temperature	-4°F ~ 131°F (-20°C ~ 55°C) according to IEC60068-2 with 0.5m/s airflow (TDP 35W Processor)
Storage Temperature	-4°F ~ 176°F (-40°C ~ 80°C)
Storage Humidity	5 ~ 95% @ 40°C, non-condensing
Anti-Vibration	Random, 1 Grms, 5~500Hz, Anti-vibration design
Anti - Shock	—
Certification	CE/FCC class A

Note: All specifications are subject to change without notice.

Dimension

Unit: mm

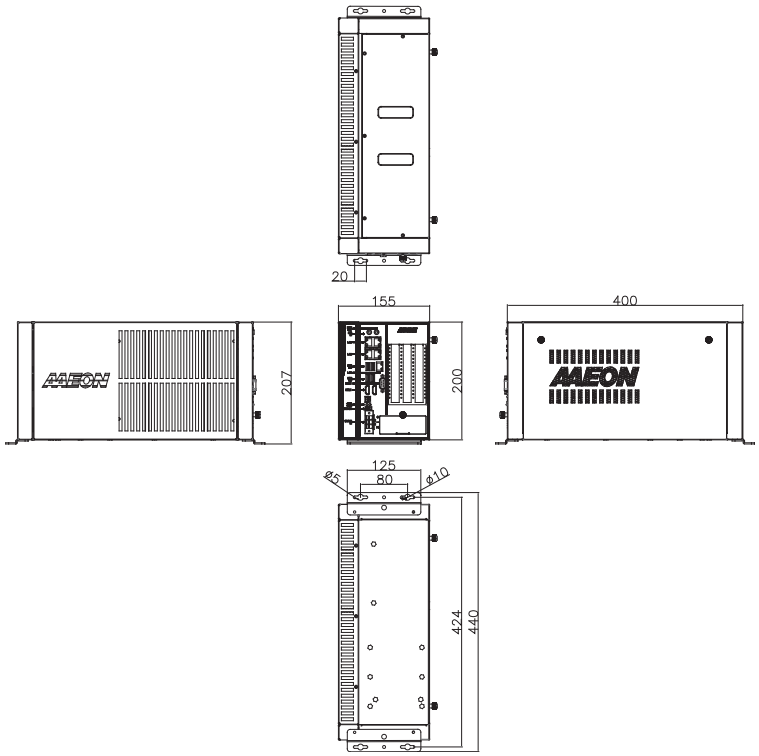

Ordering Information

Part Number	CPU	PCH	LAN	USB 3.2 Gen 1	RS-232/422/485	RS-232	Digital I/O	Audio	Storage	Display	Expansion	Mounting	Power	Operation temp.
BOXER-6841M-A2-1010	—	H110	5	4	1	—	—	MIC-in, Line-out	2.5" Drive Bay x 2	HDMI x2	Full-size Minicard x2, PCIe[x16] x1, PCIe[x1]x1	Wallmount	DC-In 12~24V For System power, 12V only for Graphic Card - CPU < 65W, No Graphic Card: 120W Adapter - CPU ≤ 65W, 180W < Graphic Card < 250W: 240W Adapter x 2	-20°C ~ 55°C with 0.5m/s airflow (TDP 35W Processor) -20°C ~ 45°C with 0.5m/s airflow (TDP 65W Processor)

Packing List

- **Wallmount Bracket x 2**
- **3 Pin DC-in Power Connector x 1**
- **Screw Package x 1**
- **Thermal Pad Package x 1**
- **BOXER-6841M-A2**

Optional Accessories

- **1255901209**
  120W Power Adapter
- **1255902400**
  240W Power Adapter
- **1702031802**
  Power Cord (US type)
- **1702031803**
  Power Cord (European Type)
- **170203180E**
  Power Cord (Japanese Type)
- **9741238H00**
  WiFi Module & Antenna
- **9741EG25G0**
  4G Module & Antenna (for global)
- **9741EC25A0**
  4G Module & Antenna (for USA-AT&T)
- **9741EC25V0**
  4G Module & Antenna (for USA-Verizon)
- **9697T50300**
  Riser Card with PCIe [x16] x 1, max. size of GPU card 312 /190mm x 113mm x 60mm

BOXER-6841M-A3

Vision System Embedded Box PC with 6th / 7th Generation Intel® Core™ Desktop / Xeon® server-grade Processor and PCIe(x16) + PCIe (x1)

Front View



Rear View

Features

- **Support 6th / 7th Core-i desktop and Xeon® server-grade processor, Max 73W.**
- **Intel® C236 PCH**
- **Easy Installation design for expand slot**
- **Support PCIe[x16] x1, PCIe[x1] x1**
- **Support up to max 180W Graphic Card**
- **System Fan with PWM function**

Specifications

System	
CPU	6th / 7th Generation Intel® Core™-i desktop and Xeon® server grade processor -Intel® Core™ i7-6700TE, 2.4 GHz -Intel® Core™ i5-6500TE, 2.3 GHz -Intel® Core™ i3-6100TE, 2.7 GHz -Intel® Core™ i7-7700, 3.6 GHz -Intel® Core™ i7-7700T, 2.9 GHz -Intel® Core™ i3-7101TE, 3.4 GHz -Intel® Xeon® E3-1268L v5, 2.40 GHz -Intel® Xeon® E3-1275 v6, 3.80 GHz
Chipset	Intel® C236 PCH
System Memory	DDR4 ECC or Non-ECC SODIMM, up to 32GB
Display Interface	HDMI type A x 2 for HDMI v1.4b
Storage Device	2.5" Drive Bay x 2
Ethernet	RJ-45 x 5 for GbE (Intel i211AT x 4, i219LM x 1)
I/O	2 pin Remote Power on/off connector Power ON/OFF Switch x 1 HDMI 1.4b x 2 Audio x 2 (MIC-in, Line-out) USB 3.2 Gen 1 x 4 DB-9 x 1 for RS-232/422/485 3 pin DC Power input x 1 (+, - , GND)
Expansion	Full-size Mini card x 2 (USB, w/ 1 SIM slot) PCIe [x1] x 1 PCIe [x16] x 1 - Power Consumption of GPU card max. 180W - Max. size of GPU card 312 x 113 x 40 mm (Option) Max. size of GPU card 312 x 113 x 60 mm (Riser Card: 9697T50300)
Indicator	Power LED x 1, HDD active LED x 1
OS Support	Skylake S Windows® 10, Windows® 10 IoT, Windows® 8 .1, Windows® Embedded Standard 8, Windows® 7, Windows® Embedded Standard 7, Ubuntu 16.04.2 Kabylake Windows® 10, Windows® 10 IoT, Ubuntu 16.04.2
Power Supply	
Power Requirement	DC-In 12~24V - CPU < 73W, No Graphic Card: 120W Adapter - CPU ≤ 73W, 180W Graphic Card: 330W Adapter
Mechanical	
Mounting	Wallmount
Dimensions (W x H x D)	6.10" x 7.87" x 15.75" (155mm x 200mm x 400mm)
Gross Weight	18.29 lb (8.3 Kg)
Net Weight	14.53 lb (7 Kg)
Environmental	
Operating Temperature	-4°F ~131°F (-20°C ~ 55°C) according to IEC60068-2 with 0.5m/s airflow (TDP 35W Processor) -4°F ~113°F (-20°C ~ 45°C) according to IEC60068-2 with 0.5m/s airflow (TDP 73W Processor)
Storage Temperature	-4°F ~ 176°F (-40°C ~ 80°C)
Storage Humidity	5 ~ 95% @ 40°C, non-condensing
Anti-Vibration	Random, 1 Grms, 5~500Hz, Anti-vibration design
Anti - Shock	—
Certification	CE/FCC class A

Note: All specifications are subject to change without notice.

Dimension

Unit: mm

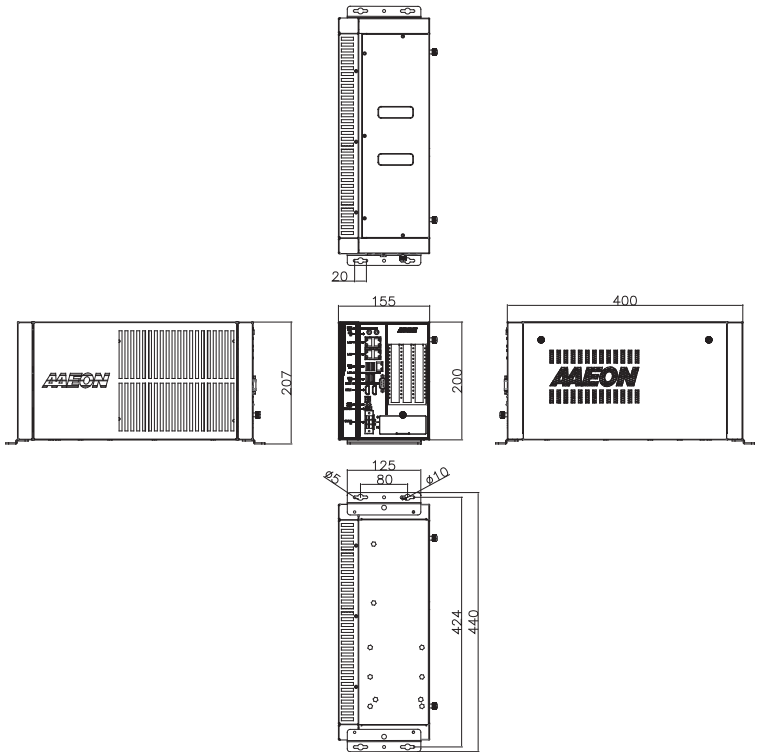

Ordering Information

Part Number	CPU	PCH	LAN	USB 3.2 Gen 1	RS-232/422/485	RS-232	Digital I/O	Audio	Storage	Display	Expansion	Mounting	Power	Operation temp.
BOXER-6841M-A3-1010	—	C236	5	4	1	—	—	MIC-in, Line-out	2.5" Drive Bay x 2	HDMI x2	Full-size Minicard x2, PCIe[x16] x1, PCIe[x1]x1	Wallmount	DC-In 12~24V - CPU < 73W, No Graphic Card: 120W Adapter - CPU ≤ 73W, 180W Graphic Card: 330W Adapter	-20°C ~ 55°C with 0.5m/s airflow (TDP 35W Processor) -20°C ~ 45°C with 0.5m/s airflow (TDP 73W Processor)

Packing List

- **Wallmount Bracket x 2**
- **3 Pin DC-in Power Connector x 1**
- **Screw Package x 1**
- **Thermal Pad Package x 1**
- **BOXER-6841M-A3**

Optional Accessories

- **1255901209**
  120W Power Adapter
- **1255903300**
  330W Power Adapter
- **1702031802**
  Power Cord (US type)
- **1702031803**
  Power Cord (European Type)
- **170203180E**
  Power Cord (Japanese Type)
- **9741238H00**
  WiFi Module & Antenna
- **9741EG25G0**
  4G Module & Antenna (for global)
- **9741EC25A0**
  4G Module & Antenna (for USA-AT&T)
- **9741EC25V0**
  4G Module & Antenna (for USA-Verizon)
- **9697T50300**
  Riser Card with PCIe [x16] x 1, max. size of GPU card 312 /190mm x 113mm x 60mm

BOXER-6841M-A4

Vision System Embedded Box PC with 6th/7th Generation Intel® Core™ Desktop / Xeon® server-grade Processor and PCIe(x16) + PCIe (x1)

Front View



Rear View



Features

- **Support 6th / 7th Core-i desktop and Xeon® server-grade processor, Max 73W.**
- **Intel® C236 PCH**
- **Easy Installation design for expand slot**
- **Support PCIe[x16] x1, PCIe[x1] x1**
- **Support up to max 250W Graphic Card**
- **System Fan with PWM function**

Specifications

System	
CPU	6th / 7th Generation Intel® Core™-i desktop and Xeon® server grade processor -Intel® Core™ i7-6700TE, 2.4 GHz -Intel® Core™ i5-6500TE, 2.3 GHz -Intel® Core™ i3-6100TE, 2.7 GHz -Intel® Core™ i7-7700, 3.6 GHz -Intel® Core™ i7-7700T, 2.9 GHz -Intel® Core™ i3-7101TE, 3.4 GHz -Intel® Xeon® E3-1268L v5, 2.40 GHz -Intel® Xeon® E3-1275 v6, 3.80 GHz
Chipset	Intel® C236 PCH
System Memory	DDR4 ECC or Non-ECC SODIMM, up to 32GB
Display Interface	HDMI type A x 2 for HDMI v1.4b
Storage Device	2.5" Drive Bay x 2
Ethernet	RJ-45 x 5 for GbE (Intel i211AT x4, i219LM x1)
I/O	2 pin Remote Power on/off connector Power ON/OFF Switch x 1 HDMI 1.4b x 2 Audio x 2 (MIC-in, Line-out) USB 3.2 Gen 1 x 4 DB-9 x 1 for RS-232/422/485 3 pin DC Power input x 1 (+, - , GND)
Expansion	Full-size Mini card x 2 (USB, w/ 1 SIM slot) PCIe [x1] x 1 PCIe [x16] x 1 - Power Consumption of GPU card max. 250W - Max. size of GPU card 312 x 113 x 40 mm (Option) Max. size of GPU card 312 x 113 x 60 mm (Riser Card: 9697T50300)
Indicator	Power LED x1, HDD active LED x1
OS Support	Skylake S Windows® 10, Windows® 10 IoT, Windows® 8 .1, Windows® Embedded Standard 8, Windows® 7, Windows® Embedded Standard 7, Ubuntu 16.04.2 Kabylake Windows® 10, Windows® 10 IoT, Ubuntu 16.04.2
Power Supply	
Power Requirement	DC-In 12~24V For System Power, 12V only for Graphic Card - CPU < 73W, No Graphic Card: 120W Adapter - CPU ≤ 73W, 250W Graphic Card: 240W Adapter x 2
Mechanical	
Mounting	Wallmount
Dimensions (W x H x D)	6.10" x 7.87" x 15.75" (155mm x 200mm x 400mm)
Gross Weight	18.29 lb (8.3 Kg)
Net Weight	14.53 lb (7 Kg)
Environmental	
Operating Temperature	-4°F ~131°F (-20°C ~ 55°C) according to IEC60068-2 with 0.5m/s airflow (TDP 35W Processor) -4°F ~113°F (-20°C ~ 45°C) according to IEC60068-2 with 0.5m/s airflow (TDP 73W Processor)
Storage Temperature	-4°F ~ 176°F (-40°C ~ 80°C)
Storage Humidity	5 ~ 95% @ 40°C, non-condensing
Anti-Vibration	Random, 1Grm, 5~500Hz, Anti-vibration design
Anti - Shock	—
Certification	CE/FCC class A

Note: All specifications are subject to change without notice.

Dimension

Unit: mm

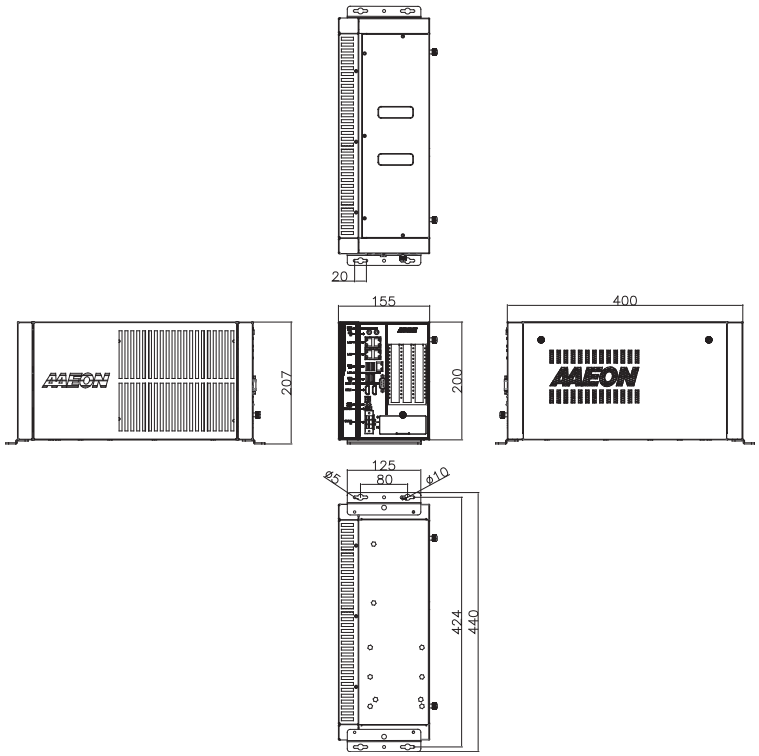

Ordering Information

Part Number	CPU	PCH	LAN	USB 3.2 Gen 1	RS-232/422/485	RS-232	Digital I/O	Audio	Storage	Display	Expansion	Mounting	Power	Operation temp.
BOXER-6841M-A4-1010	—	C236	5	4	1	—	—	MIC-in, Line-out	2.5" Drive Bay x 2	HDMI x2	Full-size Minicard x2, PCIe[x16] x1, PCIe[x1]x1	Wallmount	DC-In 12~24V For System Power, 12V only for Graphic Card - CPU < 73W, No Graphic Card: 120W Adapter - CPU ≤ 73W, 250W Graphic Card: 240W Adapter x 2	-20°C ~ 55°C with 0.5m/s airflow (TDP 35W Processor) -20°C ~ 45°C with 0.5m/s airflow (TDP 73W Processor)

Packing List

- **Wallmount Bracket x 2**
- **3 Pin DC-in Power Connector x 1**
- **Screw Package x 1**
- **Thermal Pad Package x 1**
- **BOXER-6841M-A4**

Optional Accessories

- **1255901209**
  120W Power Adapter
- **1255902400**
  240W Power Adapter
- **1702031802**
  Power Cord (US type)
- **1702031803**
  Power Cord (European Type)
- **170203180E**
  Power Cord (Japanese Type)
- **9741238H00**
  WiFi Module & Antenna
- **9741EG25G0**
  4G Module & Antenna (for global)
- **9741EC25A0**
  4G Module & Antenna (for USA-AT&T)
- **9741EC25V0**
  4G Module & Antenna (for USA-Verizon)
- **9697T50300**
  Riser Card with PCIe [x16] x 1, max. size of GPU card 312 /190mm x 113mm x 60mm

BOXER-6841M-A5

Vision System Fanless Embedded Box PC with 6th/ 7th Generation Intel® Core™ Desktop / Xeon® server-grade Processor and 2 PCIe(x8) + PCIe (x1)

Front View



Rear View

Features

- **Support 6th / 7th Core-i desktop and Xeon® server-grade processor, Max 73W.**
- **Intel® C236 PCH**
- **Easy Installation design for expand slot**
- **Support PCIe[x8] x2, PCIe[x1] x1**
- **Support frame grabber card**
- **Fanless system**

Specifications

System	
CPU	6th / 7th Generation Intel® Core™-i desktop and Xeon® server grade processor -Intel® Core™ i7-6700TE, 2.4 GHz -Intel® Core™ i5-6500TE, 2.3 GHz -Intel® Core™ i3-6100TE, 2.7 GHz -Intel® Core™ i7-7700, 3.6 GHz -Intel® Core™ i7-7700T, 2.9 GHz -Intel® Core™ i3-7101TE, 3.4 GHz -Intel® Xeon® E3-1268L v5, 2.40 GHz -Intel® Xeon® E3-1275 v6, 3.80 GHz
Chipset	Intel® C236 PCH
System Memory	DDR4 ECC or Non-ECC SODIMM, up to 32GB
Display Interface	HDMI type A x 2 for HDMI v1.4b
Storage Device	2.5" Drive Bay x 2
Ethernet	RJ-45 x 5 for GbE (Intel i211AT x 4, i219LM x 1)
I/O	2 pin Remote Power on/off connector Power ON/OFF Switch x 1 HDMI 1.4b x2 Audio x 2 (MIC-in, Line-out) USB 3.2 Gen 1 x 4 DB-9 x 1 for RS-232/422/485 3 pin DC Power input x 1 (+, - , GND)
Expansion	Full-size Mini card x 2 (USB, w/ 1 SIM slot) PCIe [x8] x 2 Extension card size limit: 114.55mm(H) x 192mm (L) PCIe [x1] x 1
Indicator	Power LED x 1, HDD active LED x 1
OS Support	Skylake S Windows® 10, Windows® 10 IoT, Windows® 8 .1, Windows® Embedded Standard 8, Windows® 7, Windows® Embedded Standard 7, Ubuntu 16.04.2 Kabylake Windows® 10, Windows® 10 IoT, Ubuntu 16.04.2
Power Supply	
Power Requirement	DC-In 12~24V - CPU = 35W: 120W Adapter - 35W < CPU ≤ 73W: 240W Adapter
Mechanical	
Mounting	Wallmount
Dimensions (W x H x D)	6.10" x 7.87" x 10.24" (155mm x 200mm x 260mm)
Gross Weight	12.75 lb (5.8 kg)
Net Weight	9.9 lb (4.5 Kg)
Environmental	
Operating Temperature	-4°F ~131°F (-20°C ~ 55°C) according to IEC60068-2 with 0.5m/s airflow (TDP 35W Processor) -4°F ~113°F (-20°C ~ 45°C) according to IEC60068-2 with 0.5m/s airflow (TDP 73W Processor)
Storage Temperature	-4°F ~ 176°F (-40°C ~ 80°C)
Storage Humidity	5 ~ 95% @ 40°C, non-condensing
Anti-Vibration	Random, 1Grm, 5~500Hz, Anti-vibration design
Anti - Shock	—
Certification	CE/FCC class A

Note: All specifications are subject to change without notice.

Dimension

Unit: mm

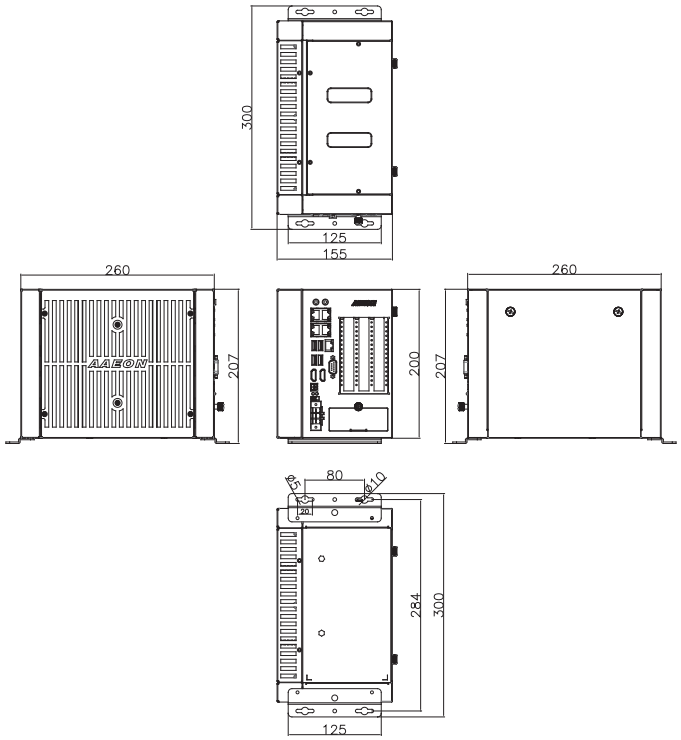

Ordering Information

Part Number	CPU	PCH	LAN	USB 3.2 Gen 1	RS-232/422/485	RS-232	Digital I/O	Audio	Storage	Display	Expansion	Mounting	Power	Operation temp.
BOXER-6841M-A5-1010	—	C236	5	4	1	—	—	MIC-in, Line-out	2.5" Drive Bay x 2	HDMI x2	Full-size Minicard x2, PCIe[x8] x2, PCIe[x1]x1	Wallmount	DC-In 12~24V - CPU = 35W: 120W Adapter - 35W < CPU ≤ 73W: 240W Adapter	-20°C ~ 55°C with 0.5m/s airflow (TDP 35W Processor) -20°C ~ 45°C with 0.5m/s airflow (TDP 73W Processor)

Packing List

- **Wallmount Bracket x 2**
- **3 Pin DC-in Power Connector x 1**
- **Screw Package x 1**
- **Thermal Pad Package x 1**
- **BOXER-6841M-A5**

Optional Accessories

- **1255901209**
  120W Power Adapter
- **1255902400**
  240W Power Adapter
- **1702031802**
  Power Cord (US type)
- **1702031803**
  Power Cord (European Type)
- **170203180E**
  Power Cord (Japanese Type)
- **9741238H00**
  WiFi Module & Antenna
- **9741EG25G0**
  4G Module & Antenna (for global)
- **9741EC25A0**
  4G Module & Antenna (for USA-AT&T)
- **9741EC25V0**
  4G Module & Antenna (for USA-Verizon)
- **M046841140**
  Main heatsink cover

BOXER-6841M-A6

Vision System Fanless Embedded Box PC with 6th/ 7th Generation Intel® Core™ Desktop / Xeon® server-grade Processor and 2 PCIe(x8) + PCIe (x1)

Front View

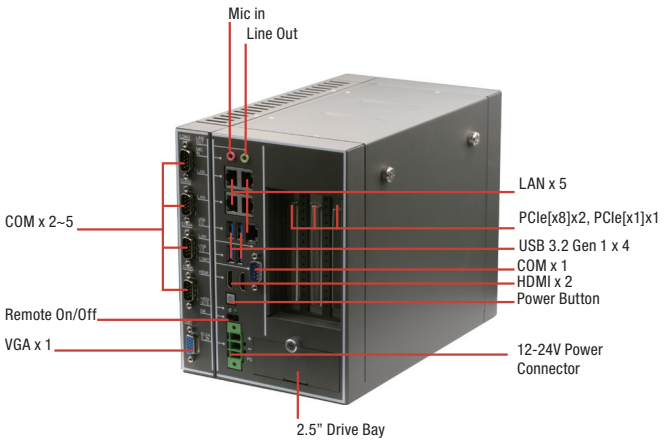

Rear View

Features

- **Support 6th / 7th Core-i desktop and Xeon® server-grade processor, Max 73W.**
- **Intel® C236 PCH**
- **Easy Installation design for expand slot**
- **Support PCIe[x8] x2, PCIe[x1] x1**
- **Support frame grabber card**
- **Fanless system**
- **5 COM Port and VGA + HDMIx2 Triple display**

Specifications

System	
CPU	6th / 7th Generation Intel® Core™-i desktop and Xeon® server grade processor -Intel® Core™ i7-6700TE, 2.4 GHz -Intel® Core™ i5-6500TE, 2.3 GHz -Intel® Core™ i3-6100TE, 2.7 GHz -Intel® Core™ i7-7700, 3.6 GHz -Intel® Core™ i7-7700T, 2.9 GHz -Intel® Core™ i3-7101TE, 3.4 GHz -Intel® Xeon® E3-1268L v5, 2.40 GHz -Intel® Xeon® E3-1275 v6, 3.80 GHz
Chipset	Intel® C236 PCH
System Memory	DDR4 ECC or Non-ECC SODIMM, up to 32GB
Display Interface	HDMI type A x 2 for HDMI v1.4b VGA x 1
Storage Device	2.5" Drive Bay x 2
Ethernet	RJ-45 x 5 for GbE (Intel i211AT x 4, i219LM x 1)
I/O	2 pin Remote Power on/off connector Power ON/OFF Switch x 1 HDMI 1.4b x 2 VGA x 1 Audio x 2 (MIC-in, Line-out) USB 3.2 Gen 1 x 4 DB-9 x 1 for RS-232/422/485 DB-9 x 4 for RS-232 3 pin DC Power input x 1 (+, - , GND)
Expansion	Full-size Mini card x 2 (USB, w/ 1 SIM slot) PCIe[x8] x 2 Extension card size limit: 114.55mm(H) x 192mm (L) PCIe[x1] x 1
Indicator	Power LED x 1, HDD active LED x 1
OS Support	Skylake S Windows® 10, Windows® 10 IoT, Windows® 8 .1, Windows® Embedded Standard 8, Windows® 7, Windows® Embedded Standard 7, Ubuntu 16.04.2 Kabylake Windows® 10, Windows® 10 IoT, Ubuntu 16.04.2
Power Supply	
Power Requirement	DC-In 12~24V - CPU = 35W: 120W Adapter - 35W < CPU ≤ 73W: 240W Adapter
Mechanical	
Mounting	Wallmount
Dimensions (W x H x D)	6.10" x 7.87" x 10.24" (155mm x 200mm x 260mm)
Gross Weight	12.75 lb (5.8 kg)
Net Weight	9.9 lb (4.5 Kg)
Environmental	
Operating Temperature	-4°F ~131°F (-20°C ~ 55°C) according to IEC60068-2 with 0.5m/s airflow (TDP 35W Processor) -4°F ~113°F (-20°C ~ 45°C) according to IEC60068-2 with 0.5m/s airflow (TDP 73W Processor)
Storage Temperature	-4°F ~ 176°F (-40°C ~ 80°C)
Storage Humidity	5 ~ 95% @ 40°C, non-condensing
Anti-Vibration	Random, 1 Grms, 5~500Hz, Anti-vibration design
Anti - Shock	—
Certification	CE/FCC class A

Note: All specifications are subject to change without notice.

Dimension

Unit: mm

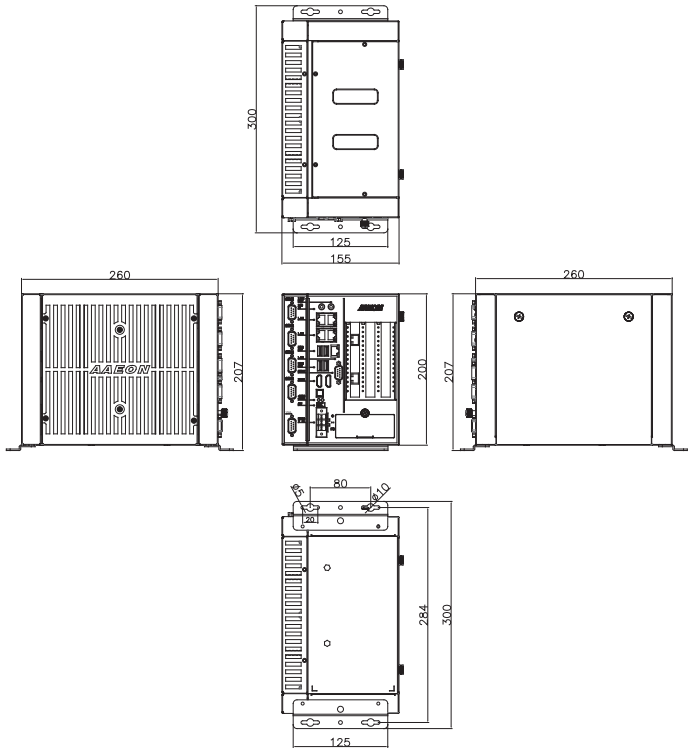

Ordering Information

Part Number	CPU	PCH	LAN	USB 3.2 Gen 1	RS-232/422/485	RS-232	Digital I/O	Audio	Storage	Display	Expansion	Mounting	Power	Operation temp.
BOXER-6841M-A6-1010	—	C236	5	4	1	4	—	MIC-in, Line-out	2.5" Drive Bay x2	HDMI x2, VGA x1	Full-size Minicard x2, PCIe[x8] x2, PCIe[x1]x1	Wallmount	DC-In 12~24V - CPU = 35W: 120W Adapter - 35W < CPU ≤ 73W: 240W Adapter	-20°C ~ 55°C with 0.5m/s airflow (TDP 35W Processor) -20°C ~ 45°C with 0.5m/s airflow (TDP 73W Processor)

Packing List

- **Wallmount Bracket x 2**
- **3 Pin DC-in Power Connector x 1**
- **Screw Package x 1**
- **Thermal Pad Package x 1**
- **BOXER-6841M-A6**

Optional Accessories

- **1255901209**
  120W Power Adapter
- **1255902400**
  240W Power Adapter
- **1702031802**
  Power Cord (US type)
- **1702031803**
  Power Cord (European Type)
- **170203180E**
  Power Cord (Japanese Type)
- **9741238H00**
  WiFi Module & Antenna
- **9741EG25G0**
  4G Module & Antenna (for global)
- **9741EC25A0**
  4G Module & Antenna (for USA-AT&T)
- **9741EC25V0**
  4G Module & Antenna (for USA-Verizon)
- **M046841140**
  Main heatsink cover

BOXER-6841M-A7

Vision System Embedded Box PC with 6th/ 7th Generation Intel® Core™ Desktop / Xeon® server-grade Processor and PCIe[x16] + PCIe [x1]

Front View



Rear View

Features

- **Support 6th / 7th Core-i desktop and Xeon® server-grade processor, Max 73W.**
- **Intel® C236 PCH**
- **Easy Installation design for expand slot**
- **Support PCIe[x16] x 1, PCIe[x1] x 1**
- **System Fan with PWM function**

Specifications

System	
CPU	6th / 7th Generation Intel® Core™-i desktop and Xeon® server grade processor -Intel® Core™ i7-6700TE, 2.4 GHz -Intel® Core™ i5-6500TE, 2.3 GHz -Intel® Core™ i3-6100TE, 2.7 GHz -Intel® Core™ i7-7700, 3.6 GHz -Intel® Core™ i7-7700T, 2.9 GHz -Intel® Core™ i3-7101TE, 3.4 GHz -Intel® Xeon® E3-1268L v5, 2.40 GHz -Intel® Xeon® E3-1275 v6, 3.80 GHz
Chipset	Intel® C236 PCH
System Memory	DDR4 ECC or Non-ECC SODIMM, up to 32GB
Display Interface	HDMI 1.4b
Storage Device	2.5" Drive Bay x 2
Ethernet	RJ-45 x 5 for GbE (Intel® i211AT x4, i219LM x1)
I/O	Audio x 2 (MIC-in, Line-out) RJ-45 x 5 for GbE LAN USB Type A x 4 for USB 3.2 Gen 1 DB-9 x 1 for RS-232/422/485 HDMI type A x2 for HDMI v1.4b Power ON/OFF Switch x 1 2 pin Remote Power on/off connector x1 Power input x 1
Expansion	Full-size Mini card x2 (USB, w/ 1 SIM slot) PCIe [x1] x 1 PCIe [x16] x 1 - Power Consumption of GPU card max. 180W - Max. size of GPU card 190 x 113 x 40 mm (Option) Max. size of GPU card 190 x 113 x 60 mm (Riser Card: 9697T50300)
Indicator	Power LED x 1, HDD active LED x 1
OS Support	Skylake S Windows® 10, Windows® 10 IoT, Windows® 8 .1, Windows® Embedded Standard 8, Windows® 7, Windows® Embedded Standard 7, Ubuntu 16.04.2 Kabylake Windows® 10, Windows® 10 IoT, Ubuntu 16.04.2
Power Supply	
Power Requirement	DC-In 12~24V - CPU < 73W, No Graphic Card: 120W Adapter - CPU ≤ 73W, 180W Graphic Card: 330W Adapter
Mechanical	
Mounting	Wallmount
Dimensions (W x H x D)	6.10" x 7.87" x 10.24" (155mm x 200mm x 260mm)
Gross Weight	12.75 lb (5.8 kg)
Net Weight	9.9 lb (4.5 Kg)
Environmental	
Operating Temperature	-4°F ~131°F (-20°C ~ 55°C) according to IEC60068-2 with 0.5m/s airflow (TDP 35W Processor) -4°F ~113°F (-20°C ~ 45°C) according to IEC60068-2 with 0.5m/s airflow (TDP 73W Processor)
Storage Temperature	-4°F ~ 176°F (-40°C ~ 80°C)
Storage Humidity	5 ~ 95% @ 40°C, non-condensing
Anti-Vibration	Random, 1 Grms, 5~500Hz, Anti-vibration design
Anti - Shock	—
Certification	CE/FCC class A

Note: All specifications are subject to change without notice.

Dimension

Unit: mm

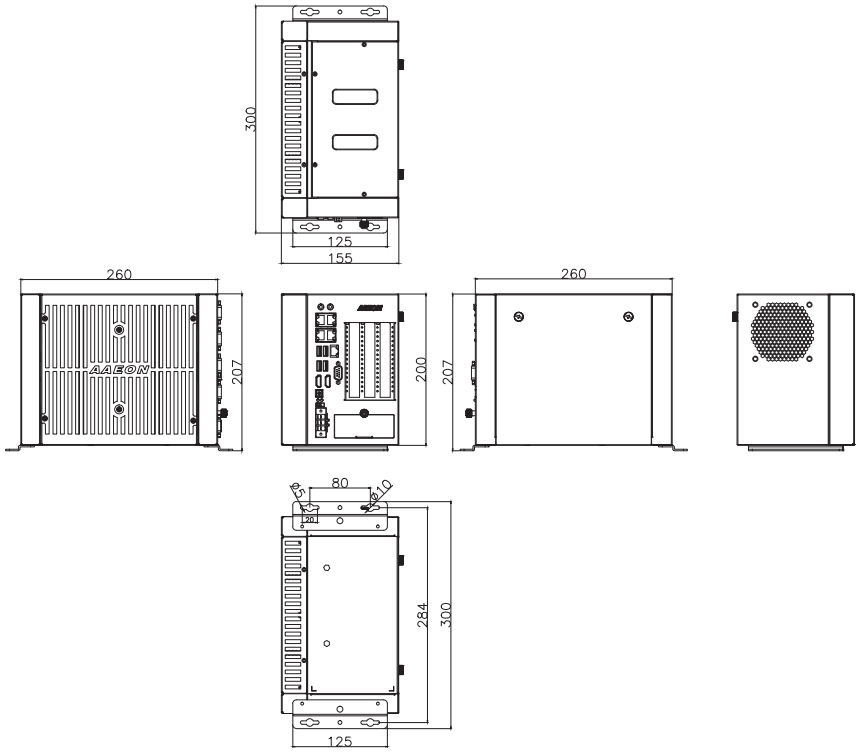

Ordering Information

Part Number	CPU	PCH	LAN	USB 3.2 Gen 1	RS-232 /422/485	RS-232	Digital I/O	Audio	Storage	Display	Expansion	Mounting	Power	Operation temp.
BOXER-6841M-A7-1010	—	C236	5	4	1	—	—	MIC-in, Line-out	2.5" Drive Bay x2	HDMI x2	Full-size Minicard x2, PCIe[x16] x 1, PCIe[x1] x 1	Wallmount	DC-In 12~24V - CPU < 73W, No Graphic Card: 120W Adapter - CPU ≤ 73W, 180W Graphic Card: 330W Adapter	-20°C ~ 55°C with 0.5m/s airflow (TDP 35W Processor) -20°C ~ 45°C with 0.5m/s airflow (TDP 73W Processor)

Packing List

- **Wallmount Bracket x 2**
- **3 Pin DC-in Power Connector x 1**
- **Screw Package x 1**
- **Thermal Pad Package x 1**
- **BOXER-6841M-A7**

Optional Accessories

- **1255901209**
  120W Power Adapter
- **1255903300**
  330W Power Adapter
- **1702031802**
  Power Cord (US type)
- **1702031803**
  Power Cord (European Type)
- **170203180E**
  Power Cord (Japanese Type)
- **9741238H00**
  WiFi Module & Antenna
- **9741EG25G0**
  4G Module & Antenna (for global)
- **9741EC25A0**
  4G Module & Antenna (for USA-AT&T)
- **9741EC25V0**
  4G Module & Antenna (for USA-Verizon)
- **M046841140**
  Main heatsink cover
- **9697T50300**
  Riser Card with PCIe [x16] x 1, max. size of GPU card 312 /190mm x 113mm x 60mm

BOXER-6842M

Fanless Embedded Controller with 8th/9th Generation Intel® Processor

BOXER-6842M-A2/A3
Front View



TAIWAN EXCELLENCE 2021

Rear View



BOXER-6842M-A4
Front View

Rear View

BOXER-6842M-A5
Front View

Rear View

Features

- High Computing Power
- Intel® Coffee Lake-S LGA 1151 Desktop Processor
- HDMI x 2 for Dual Display
- Support C246 PCH
- Support PCIEx16 + PCIEx4/ 2PCIE x8 (in x16 slot) + PCIE x4
- Single Power Input (for both System & one Graphics Card)
- Fanless System (A3) or Fan System with PWM function (A2/A4/A5)
- Support dual Graphics Cards with Two Power Inputs (A4)

DDR 4 | Gigo LAN | USB 3.2 Gen 1 | PCI Express | HDMI | Fanless | Audio | CE | FC

Storage Device	2.5" SATA Drive Bay x2 (4 SATA Port w/ RAID Function) mSATA x 1 (optional) M.2 2280 NVMe SSD slot x 1
Ethernet	RJ-45 x 3 for GbE (Intel i211AT x 2, i219LM x 1)
I/O	HDMI x 2 Audio (Mic-in, Line-out) USB 3.2 Gen1 x 6 DB-9 x4 for RS-232/422/485 with automatic flow control 3 pin DC Power input x 1 (+, - , GND) Power ON/OFF switch x 1 2 pin Remote power on/off connector Reset switch
Expansion	A2/A3/A4/A5 Full-size Minicard x 1 (PCIE + USB with 1 SIM Slot) Half-size Minicard x 1 (PCIE + USB, optional for mSATA) M.2 M key (2280) x 1 (PCIEx4) - Max. Power Consumption of GPU card 250W - Max. Size of GPU card 280mm x150mm x 40mm A2 PCIE [x4] x 1 + PCIE [x16] x 1 A3 PCIE [x4] x1 + PCIE [x8] (in x16 slot) x 2 A4 PCIE [x4] x1 + PCIE [x8] (in x16 slot) x2 Support dual Graphics Cards with two power inputs A5 Built in Nvidia Tesla T4 x1 PCIE [x4] x 1 + PCIE [x8] x 1 (in x16 slot) Note: A3 is fanless system. A2 & A4 & A5 is fan system with PWM function.
Reserved Connector	Internal, SATA x 2; Internal, 8bit DIO x 1; Internal, USB 2.0 x 4; Internal, LPC x 1; Internal, Secondary System Fan Connector x 1
Indicator	System Power LED x 1 (Green), Storage Active LED x 1 (Red)
OS Support	Windows® 10 Enterprise 64 bit, Ubuntu 18.04.4
Power Supply	
Power Requirement	A2/A3/A4 DC In 12~24V with 3-pin terminal block No Graphics Card: CPU 35W->120W Adapter x 1, CPU 71W->240W Adapter x 1 With 250W Graphics Card x1: 480W Adapter x 1 A4 DC In 12~24V with 3-pin terminal block With 250W Graphics Card x2: 330W Adapter x 1 + 480W Adapter x 1 A5 DC In 12~24V with 3-pin terminal block With T4 x 1: 240W Power Adapter x 1 With T4 x 2: 330W Power Adapter x 1
Mechanical	
Mounting	Wallmount
Dimensions (W x H x D)	A2/A3/A5: 6.17" x 8.92" x 12.8" (156.7mm x 226.5mm x 325mm) A4: 7.77" x 8.92" x 12.8" (197.3mm x 226.5mm x 325mm)
Gross Weight	A2/A3: 18.52 lb (8.4 Kg); A4: 20.72 lb (9.4 Kg); A5: 20.5 lb (9.3 Kg)
Net Weight	A2/A3: 15.65 lb (7.1 Kg); A4: 17.86 lb (8.1 Kg); A5: 17.64 (8 Kg)
Environmental	
Operating Temperature	Without Graphics Cards: -4°F ~ 149°F (-20°C ~ 65°C) with 0.5m/s airflow With 250W Graphics Card: 32°F ~ 113°F (0°C ~ 45°C) with 0.5m/s airflow A5: 32°F ~ 113°F (0°C ~ 40°C) with 0.5m/s airflow
Storage Temperature	-49°F ~ 176°F (-45°C ~ 80°C)
Storage Humidity	5 ~ 95% @ 40°C, non-condensing
Anti-Vibration	HDD: Random, 1Grm, 5~500Hz
Anti - Shock	—
Certification	CE / FCC class A

Specifications

System	
CPU	Intel® Xeon® E-2124G; Intel® Core™ i9-9900T; Intel® Core™ i7-8700T; Intel® Core™ i5-8500T; Intel® Core™ i3-8100T; Intel® Pentium® G5400T; Intel® Celeron® G4900T Note: Support max. TPD 71W Processor
Chipset	C246, No H310 downward support
System Memory	DDR4 SO-DIMM socket x4 (double deck) Support max. 2666MHz up to 128GB Support un-buffered and ECC / non-ECC type SODIMM
Display Interface	HDMI x 2 Support Dual Independent Display, 4K Ultra HD displays

Note: All specifications are subject to change without notice.

Dimension

Unit: mm

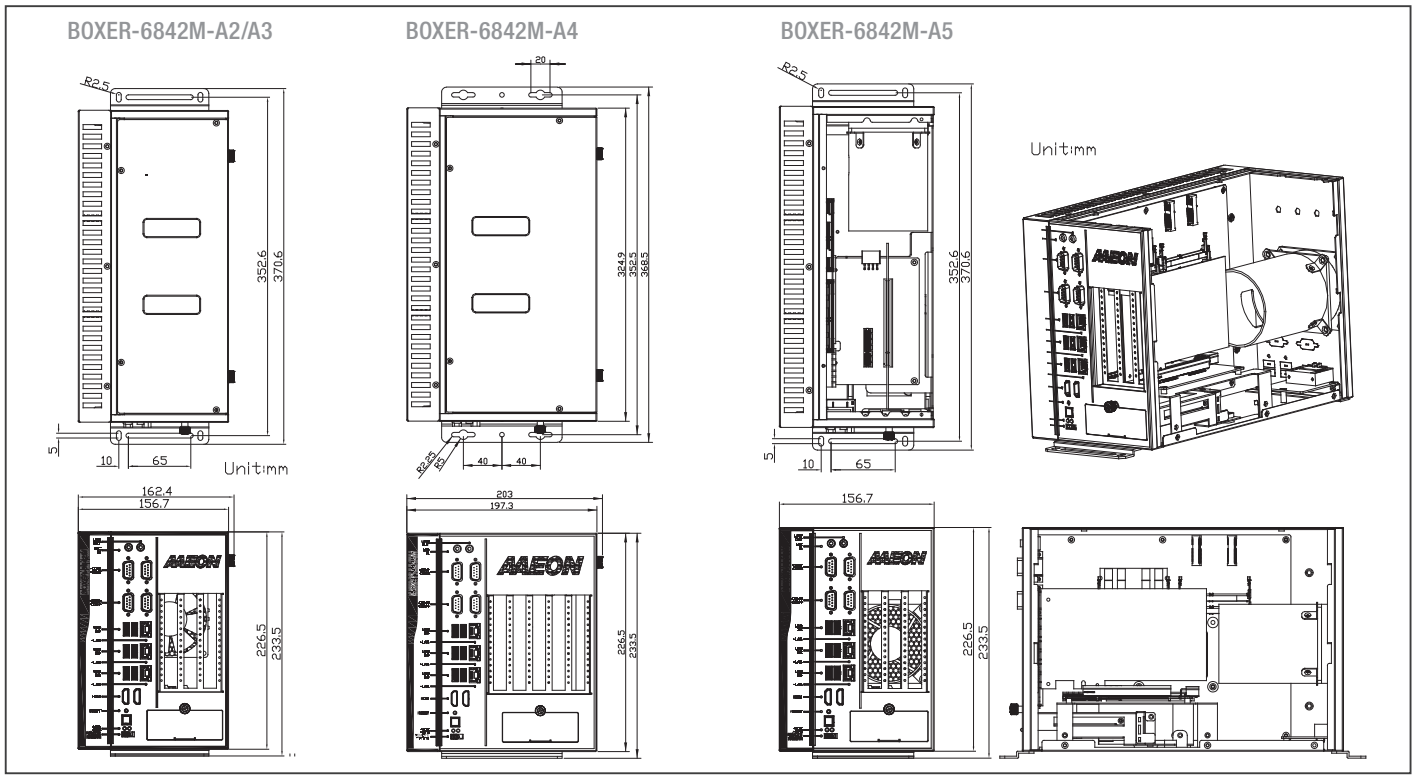

Ordering Information

Part Number	CPU	PCH	LAN	Fan	USB 3.2 Gen1	RS-232/422/485	RS-232	Digital I/O	Audio	Storage	Display	Expansion	Mounting	Power	Operation temp.
BOXER-6842M-A2-1010	—	C246	3	Fan System	6	4	—	—	Mic-in Line-out x 1	2.5" SATA Drive bay x 2 mSATA x 1 (optional) M.2 2280 NVMe SSD slot x 1	HDMI x 2	Full-size Minicard x 1, Half-size Minicard x 1, M.2 M key (2280) x 1, PCIE [x4] x 1, PCIE [x16] x 1	Wallmount	DC In 12~24V with 3-pin terminal block	-20°C ~ 65°C with 0.5m/s airflow
BOXER-6842M-A3-1010	—	C246	3	Fanless System	6	4	—	—	Mic-in Line-out x 1	2.5" SATA Drive bay x 2 mSATA x 1 (optional) M.2 2280 NVMe SSD slot x 1	HDMI x 2	Full-size Minicard x 1, Half-size Minicard x 1, M.2 M key (2280) x 1, PCIE [x4] x 1, PCIE [x8] x2 (in x16 slot)	Wallmount	DC In 12~24V with 3-pin terminal block	-20°C ~ 65°C with 0.5m/s airflow
BOXER-6842M-A4-1010	—	C246	3	Fan System	6	4	—	—	Mic-in Line-out x 1	2.5" SATA Drive bay x 2 mSATA x1 (optional) M.2 2280 NVMe SSD slot x 1	HDMI x 2	Full-size Minicard x 1, Half-size Minicard x 1, M.2 M key (2280) x 1, PCIE [x4] x 1, PCIE [x8] x 2 (in x16 slot)	Wallmount	DC In 12~24V with 3-pin terminal block	-20°C ~ 65°C with 0.5m/s airflow
BOXER-6842M-A5-1010	—	C246	3	Fan System	6	4	—	—	Mic-in Line-out x 1	2.5" SATA Drive bay x 2 mSATA x1 (optional) M.2 2280 NVMe SSD slot x 1	HDMI x 2	Full-size Minicard x 1, Half-size Minicard x 1, M.2 M key (2280) x 1, Built in Nvidia Tesla T4 x 1, PCIE [x4] x 1 + PCIE [x8] x 1 (in x16 slot)	Wallmount	DC In 12~24V with 3-pin terminal block	0°C ~ 40°C with 0.5m/s airflow

Packing List

- **Wallmount Bracket x 2**
- **3 Pin DC-in Power Connector x 1**
- **Screw Package x 1**
- **Thermal Pad Package x 1**
- **BOXER-6842M**

Optional Accessories

- **1255901209**
  120W Power Adapter
- **1255902400**
  240W Power Adapter
- **1255903300**
  330W Power Adapter
- **1702031802**
  Power Cord (US type)
- **1702031803**
  Power Cord (European Type)
- **170203180E**
  Power Cord (Japanese Type)
- **9741238H00**
  WiFi Module & Antenna
- **9741EG25G0**
  4G Module & Antenna (for global)
- **9741EC25A0**
  4G Module & Antenna (for USA-AT&T)
- **9741EC25V0**
  4G Module & Antenna (for USA-Verizon)
- **9697T60101-D**
  Riser card with 1 PCIE x 16 + 1 PCIE x 4
- **9697T62100-D**
  Riser card with 2PCIE x 8 (in x 16 slot) +1PCIE x 4
- **1255X00021**
  480W Power Adapter (DIN Rail)

BOXER-6639M

Vision System Fanless Embedded Box PC with 6th/ 7th Generation Intel® Core™ Desktop Processor and PoE

Front View

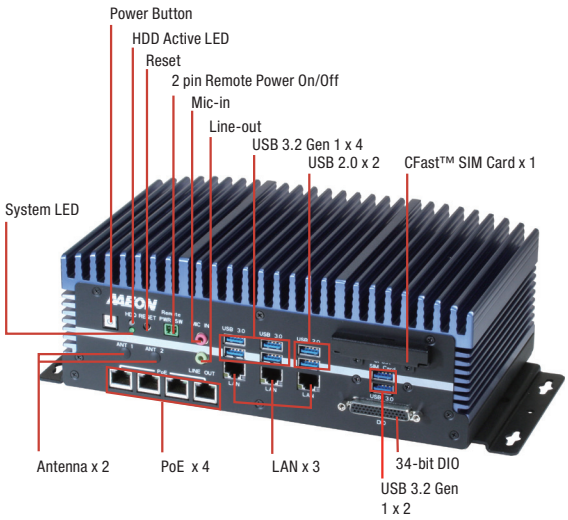

Rear View



Features

- **Extreme Computing Power & Graphic Display Capability**
- **Desktop Grade Socket Type Processor with Longevity Support**
- **DDR4 ECC or Non-ECC SODIMM, Up to 32GB**
- **VGA + HDMI x 2 Triple Display, HDMI 4K Display**
- **802.3at GbE PoE x 4 (Max. 80W in total)**
- **USB 3.2 Gen 1 x 6**
- **Industrial-grade Intel® GbE LAN x 3**
- **Supports BIOS Selectable RS-232/422/485 x 6**
- **Easy Access Design**
- **Wide Range DC 12~36V Input**
- **34-bit Digital Input and Output**

Specifications

System	
CPU	**7th Generation Intel® Core™ Processor family:** Intel® Core™ i7-7700T, 2.9 GHz Intel® Core™ i5-7500T, 2.8 GHz Intel® Core™ i3-7101TE, 3.4 GHz Intel® Pentium® G4600T, 3.0 GHz Intel® Pentium® G4560T, 2.9 GHz Intel® Celeron® G3930T, 2.7 GHz **6th Generation Intel® Core™ Processor family:** Intel® Core™ i7-6700TE, 2.4 GHz Intel® Core™ i5-6500TE, 2.3 GHz Intel® Core™ i3-6100TE, 2.7 GHz Intel® Pentium® G4500T, 3.0 GHz Intel® Pentium® G4400T, 2.9 GHz Intel® Celeron® G3900T, 2.6 GHz
Chipset	Intel® Q170
System memory	DDR4 1866/2133 SODIMM slot x 2, up to 32GB
Display Interface	HDMI, VGA
Storage Device	CFast™, HDD/SSD
Ethernet	Intel® I210, 10/100/1000 Base-TX x 3
I/O	RS-232/422/485 x 6, USB Type A x 6 for USB 3.2 Gen 1, USB Type A x 2 for USB 2.0 RJ-45 x 3 for GbE LAN, RJ-45 x 4 for PoE (802.3at, max. 80W in total) DB-44 for 34-bit Digital I/O (5V), CFast™ slot x 1, SIM card slot x 1 Power On/Off Button x 1, 2 pin Remote power on/off, Reset switch Mic-in x 1, Line-out x 1, Antenna opening x 2, SYS LED indicator x 1, HDD LED indicator x 1, DB-15 x 1 for VGA, HDMI v1.3 x 2, DC-in 3-pin terminal block (12~36V)
Expansion	Full-size Mini-Card x 1 (PCI-E + USB, w/ SIM slot) Full-size Mini-Card x 1 (PCI-E + USB, Optional for mSATA and SIM Slot)
Indicator	Power LED, HDD active LED
OS Support	**7th Generation Intel® Core™ Processor family:** Windows® 10 IOT (64bit), Ubuntu 16.04 above, Fedora 25 above, CentOS 7.3 above **6th Generation Intel® Core™ Processor family:** Windows® 10 IOT (64bit), Windows® 8.1 (64bit), Windows® Embedded 8 Standard (64bit), Windows® 7 (32/64bit), Windows® Embedded Standard 7 (32/64bit), Ubuntu 16.04 above, Fedora 25 above, CentOS 7.3 above
Power Supply	
Power Requirement	12 - 36V with 3-pin terminal block
Mechanical	
Mounting	Wallmount
Dimensions (W x H x D)	10.4" x 3.8" x 6.1" (264.2mm x 96.4mm x 154.2mm)
Gross Weight	13.0 lb (5.9 kg)
Net Weight	8.8 lb (4.0 kg)
Environmental	
Operating Temperature	-13°F ~ 131°F (-25°C ~ 55°C) (according to IEC68-2-14 with 0.5 m/s AirFlow; with industrial devices)
Storage Temperature	-49°F ~ 176°F (-45°C ~ 80°C)
Storage Humidity	5~95% @ 40°C, non-condensing
Anti-Vibration	5 Grms/ 5 ~ 500Hz/ operation – SSD/CFast™ card 1 Grms/ 5~ 500Hz/ operation – HDD
Anti - Shock	—
Certification	CE/FCC class A

Note: All specifications are subject to change without notice.

Dimension

Unit: mm

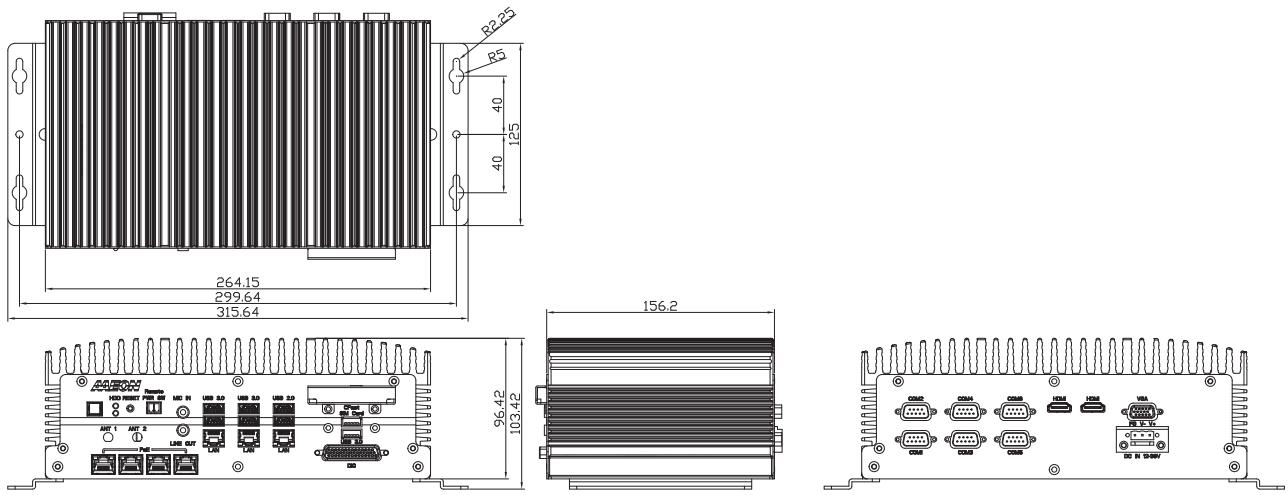

Ordering Information

Part Number	CPU	RAM	LAN	PoE	USB 3.2 Gen 1	USB 2.0	RS-232/422/485	Digital I/O	Audio	Storage	Display	Expansion	Mounting	Power	Operating Temp.
BOXER-6639M-A1-1010	—	—	3	4	6	2	6	34 bit	MIC-in x 1 Line-Out x 1	2.5" Drive Bay x 1 CFast™ x 1	VGA x 1 HDMI x 2	Full-size Minicard x 2	Wallmount	12~36V DC in	-13°F ~ 131°F (-25°C ~ 55°C)

Packing List

- **Wallmount Bracket x 2**
- **Screw Package x 1**
- **Thermal Pad x 3**
- **Phoenix Connector x 2**
- **BOXER-6639M**

Optional Accessories

- **1255302300**
  230W Power Adapter (for 2 or above PoE cameras)
- **125590120B**
  120W Power Adapter (for only 1 PoE camera)
- **1702031802**
  Power Cord (US Type)
- **1702031803**
  Power Cord (Europe)
- **170203180E**
  Power Cord (Japan)
- **9741324A00**
  WiFi/Bluetooth Module & Antenna
- **9741EG25G0**
  4G Module & Antenna (Global Band with SIM holder)

9741681003

DIN Rail Mounting Kit



Features

- Universal Patented Spring Lock Design
- DIN Rail: NS 35/7.5, NS 35/15
- For AEC-6612/6613, BOXER-6614

Ordering Information

- **9741681003**
  DIN Rail Mounting Kit

Note: All specifications are subject to change without notice.

PER-T479

-Port USB 3.2 Gen 1 PCI-E [x4] Frame Grabber Card





Features

- **PCI-Express® [x4] Gen. 2 Compliant**
- **4 Independent USB 3.2 Gen 1 Host Controller**
- **Supports Bandwidth 5 Gb/s for Each Port**
- **Supports Locakable USB Connector**

Specifications

System	
Bus Interface	PCI-Express® [x4], Gen 2 PCI-Express Specification Revision 2.1 at 5GT/s
USB	4 independent USB 3.2 Gen 1 host controllers 900mA @ 5V for each port Compliant with USB 3.2 Gen 1 Specification Revision 1.0 4 downstream USB ports support SS/HS/FS/LS data rates (5Gbps/480Mbps/12Mbps/1.5Mbps)
USB Connector	4 USB 3.2 Gen 1 Type-A connectors with lockable screw threads
OS Support	Windows® 10, Windows® 8.1 (32/64-bit), Windows® 7(32/64-bit) Linux
Power Supply	
Power Requirement	12V from external IDE 4-pin power connector
Mechanical	
Dimensions (W x D)	4.72" x 4.21" (120mm x 107mm)
Environmental	
Operating Temperature	32°F ~ 140°F (0°C ~ 60°C) (according to IEC68-2-14 with 0.5 m/s AirFlow ; with industrial devices)
Storage Temperature	-49°F ~ 176°F (-45°C ~ 80°C)
Storage Humidity	5 ~ 95% @ 40°C, non-condensing

Ordering Information

- **PER-T479-A11-00**
  4-Port USB 3.2 Gen 1 PCI-E [x4] Frame Grabber Card

PER-T481

4-Port/ 2-Port Intel® GbE LAN/ PoE PCI-E [x4] Frame Grabber Card

PER-T481-A10 / LAN



PER-T481-A20 / LAN



PER-T481-A30 / POE



PER-T481-A40 / POE



Features

LAN:

- **PCI-Express® [x4] Gen. 2 Compliant**
- **Gigabit Ethernet Controller, Intel® i211AT**
- **Supports Bandwidth 1Gb/s for Each Port**
- **Supports for Link Aggregation/Jumbo Frames (9 KByte)**

POE:

- **PCI-Express® [x4] Gen 2 Compliant**
- **Gigabit Ethernet Controller, Intel® i211AT**
- **Supports Bandwidth 1Gb/s for Each Port**
- **Supports for Link Aggregation/Jumbo Frames (9 KByte)**
- **Supports Smart POE (Linux not Supported)**

Specifications

System	
Bus Interface	PCI-Express® [x4], Gen 2 PCI-Express Specification Revision 2.0 at 5GT/s
USB	—
USB Connector	—
Ethernet	LAN: Intel® i211AT Ethernet Controller x 4 (A10) Intel® i211AT Ethernet Controller x 2 (A20) Fully compliant with IEEE 802.3 and IEEE 802.3u Support IEEE 1588 precision time synchronization POE: Intel® i211AT Ethernet Controller x 4 (A30) Intel® i211AT Ethernet Controller x 2 (A40) Fully compliant with IEEE 802.3 and IEEE 802.3u Support IEEE 1588 precision time synchronization Support IEEE 802.3 at
OS Support	LAN: Windows® 10(32/64-bit), Windows® 8.1 (32/64-bit), Windows® 7(32/64-bit), Linux POE: Windows® 10(32/64-bit), Windows® 8.1 (32/64-bit), Windows® 7(32/64-bit) (Linux not Supported)
Power Supply	
Power Requirement	LAN: Max. 10W POE: 4POE DUAL SATA Power (15 pin) DC Input 12~24V,Max. 90W for 4ports (A30) 2POE DUAL SATA Power (15 pin) DC Input 12~24V,Max. 60W for 2ports (A40)
Mechanical	
Dimensions (W x D)	LAN: 4.33" x 5.35" (110mm x 136mm) POE: 4.41" x 5.91" (112mm x 150mm)
Environmental	
Operating Temperature	LAN: -4°F ~ 140°F(-20°C ~ 60°C) (according to IEC68-2-14 with 0.5 m/s AirFlow; with industrial devices) POE: -4°F ~ 131°F(-20°C ~ 55°C) (according to IEC68-2-14 with 0.5 m/s AirFlow; 90W loading) (A30) -4°F ~ 131°F(-20°C ~ 55°C) (according to IEC68-2-14 with 0.5 m/s AirFlow; 60W loading) (A40)
Storage Temperature	-49°F ~ 176°F (-45°C ~ 80°C)
Storage Humidity	5 ~ 95% @ 40°C, non-condensing

Ordering Information

- **PER-T481-A10-00**
  4-Port Intel GbE LAN PCIE x4 Lane Frame Grabber Card
- **PER-T481-A20-00**
  2-Port Intel GbE LAN PCIE x4 Lane Frame Grabber Card
- **PER-T481-A30-00**
  4-Port Intel POE PCI-E [x4] Frame Grabber Card
- **PER-T481-A40-00**
  2-Port Intel POE PCI-E [x4] Frame Grabber Card

Note: All specifications are subject to change without notice.

PER-T499

2-Port USB 3.1 PCI-E [x4] Frame Grabber Card





Features

- **PCI-Express® [x4] Gen. 3 Compliant**
- **1 Independent USB 3.2 Gen 2 Host Controller**
- **Supports Bandwidth 10 Gb/s for Each Port**
- **Supports Locakable USB Connector**

Specifications

System	
Bus Interface	PCI-Express® [x4], Gen 3 PCI-Express Specification Revision 3.0 at 8GT/s
USB	1 independent USB 3.2 Gen 2 host controllers 900mA @ 5V for each port Compliant with USB 3.2 Gen 2 specification Revision 1.0
USB Connector	2 USB 3.2 Gen 2 Type-A connectors with lockable screw threads
OS Support	Windows® 10, Windows® 8.1 (32/64-bit), Windows® 7 (32/64-bit) Linux
Power Supply	
Power Requirement	From PCIe bus
Mechanical	
Dimensions (W x D)	3.94" x 2.8" (100mm x 71mm)
Environmental	
Operating Temperature	32°F ~ 140°F (0°C ~ 60°C) (according to IEC68-2-14 with 0.5 m/s AirFlow ; with industrial devices)
Storage Temperature	-49°F ~ 176°F (-45°C ~ 80°C)
Storage Humidity	5 ~ 95% @ 40°C, non-condensing

Ordering Information

- **PER-T499-A10-00**
  2-Port USB 3.2 Gen 2 PCI-E [x4] Frame Grabber Card

Note: All specifications are subject to change without notice.

PER-T500

2-Port USB 3.2 Gen 1 PCI-E [x1] Frame Grabber Card





Features

- **PCI-Express® [x1] Gen. 2 Compliant**
- **1 Independent USB 3.2 Gen 1 Host Controller**
- **Supports Locakable USB Connector**

Specifications

System	
Bus Interface	PCI-Express® [x1], Gen 2
USB	1 independent USB 3.2 Gen 1 host controller 900mA @ 5V for each port Compliant with USB 3.2 Gen 1 Specification Revision 1.0
USB Connector	2 USB 3.2 Gen 1 Type-A connectors with lockable screw threads
OS Support	Windows® 10, Windows® 8.1 (32/64-bit), Windows® 7(32/64-bit) Linux
Power Supply	
Power Requirement	From PCIe bus
Mechanical	
Dimensions (W x D)	3.07" x 2.8" (78mm x 71mm)
Environmental	
Operating Temperature	32°F ~ 122°F(0°C ~ 50°C)(according to IEC68-2-14 with 0.5 m/s with air-flow; with industrial devices)
Storage Temperature	-49°F ~ 176°F (-45°C ~ 80°C)
Storage Humidity	5 ~ 95% @ 40°C, non-condensing

Ordering Information

- **PER-T500-A10-00**
  2-Port USB 3.2 Gen 1 PCI-E [x1] Frame Grabber Card

Note: All specifications are subject to change without notice.

PER-T514

2 Ports Intel® 10GbE LAN PCI-E [x4] Frame Grabber Card



Features

- **PCI-Express® [x4] Gen 2 Compliant**
- **2 10Gigabit Ethernet Controller, Intel® x550**
- **Supports CAT-6/6a RJ45 cable**
- **Supports NBASE-T and 1000BASE-T with CAT-5/ 5e cable**
- **Supports 15.5 KB Jumbo Frame, NIC teaming and IEEE 1588**

Specifications

System	
Bus Interface	PCI-Express® [x4], Gen 2 PCI-Express Specification Revision 2.1 at 5GT/s
USB	—
USB Connector	—
Ethernet	2 Ports 10GbE Ethernet w/ Intel X550 Controller Fully compliant with IEEE 802.3 and IEEE 802.3u Support IEEE 1588 precision time synchronization Support 15.5 KB Jumbo Frame, teaming Support IEEE 802.3 Ethernet interface for 10GBASE-T (IEEE 802.3an) Support NBASE-T (IEEE 802.3bz) and 1000BASE-T (IEEE 802.3ab)
OS Support	Windows® 10(64-bit), Windows® 8.1 (64-bit), Windows® 7(64-bit), Linux 18.04.1
Power Supply	
Power Requirement	Max. 7.84W
Mechanical	
Dimensions (W x D)	3.94" x 5.35" (100mm x 136mm)
Environmental	
Operating Temperature	32°F ~ 140°F(0°C ~ 60°C) (according to IEC68-2-14 with 0.5 m/s AirFlow ; with industrial devices)
Storage Temperature	-49°F ~ 176°F (-45°C ~ 80°C)
Storage Humidity	5 ~ 95% @ 40°C, non-condensing

Ordering Information

- **PER-T514-A10-00**
  2 Ports Intel® 10GbE LAN PCI-E [x4] Frame Grabber Card

04

Compact Fanless BOX PC Solutions

04

BOXER-6616

Fanless Embedded Box PC with Intel® Celeron® Processor N3350/N4200

Front View

TAIWAN EXCELLENCE 2018

Rear View

Features

- Intel® Pentium® N4200 2.5 GHz/ Celeron® N3350 2.4 GHz
- DDR3L 1866 SODIMM x 1, Memory Max. up to 8GB
- COM x 6: RS-232/422/485 x 2 + RS-232 x 4
- USB 3.2 Gen 1 x 4
- VGA + HDMI Output, Support Dual View/ Simultaneous Display
- Supports 2.5" Drive Bay x 1, mSATA
- Supports 8 Channel TTL Level DIO x 1 (Optional)
- AAEON's Hi-Safe Support
- Supports DC 9~24V with Power Protection
- Wide Operating Temperature: -4°F ~ 158°F (-20°C ~ 70°C)
- AT/ATX Switch, Remote Power On/Off Switch

DDR 4 | Giga LAN | USB 3.2 Gen 1 | PCI Express

Specifications

System	
CPU	Intel® Pentium® N4200, 2.5 GHz Intel® Celeron® N3350, 2.4 GHz
Chipset	Intel® System on Chip
System memory	DDR3L 1866 SODIMM slot x 1, up to 8GB
Display Interface	HDMI (max. 2048 x 1152) VGA (max. 2048 x 1152)
Storage Device	mSATA, HDD/SSD
Ethernet	Intel® I211, 10/100/1000 Base-TX x 2
I/O	RS-232/422/485 x 2 RS-232 x 4 USB 3.2 Gen 1 x 4 VGA x 1 HDMI x 1 LAN x 2 Remote On/Off x 1 Reset Button x 1 AT/ATX DIP Switch Mic-In x 1 Line-Out x 1 Antenna holes x 1 Power button Power input
Expansion	Full-size Mini-Card x 1 (PCI-E + USB, w/ SIM slot) Half-size Mini-Card x 1 (A1:PCI-E + USB, A2: mSATA + USB)
Indicator	Power LED HDD active LED
OS Support	Windows® 10 Pro 64 bit Windows® 10 IoT Ent LTSC 2019 64 bit Ubuntu 16.04 above
Power Supply	
Power Requirement	9-24V with 3-pin terminal block
Mechanical	
Mounting	Wallmount DIN Rail (Mounting kit is optional)
Dimensions (W x H x D)	7.76" x 2.17" x 4.33" (197mm x 55mm x 110mm)
Gross Weight	6.6 lb (2.8 kg)
Net Weight	4.4 lb (2 kg)
Environmental	
Operating Temperature	-4°F ~ 158°F (-20°C ~ 70°C) with W.T. SSD/HDD/mSATA (according to IEC682-14 with 0.5 m/s AirFlow; with industrial devices)
Storage Temperature	-4°F ~ 158°F (-20°C ~ 70°C)
Storage Humidity	95% @ 40°C, non-condensing
Anti-Vibration	3 Grms/ 5 ~ 500Hz/ operation – mSATA/SSD 1 Grms/ 5~ 500Hz/ operation – HDD
Anti-Shock	—
Certification	CE/FCC class A

Note: All specifications are subject to change without notice.

Dimension

Unit: mm

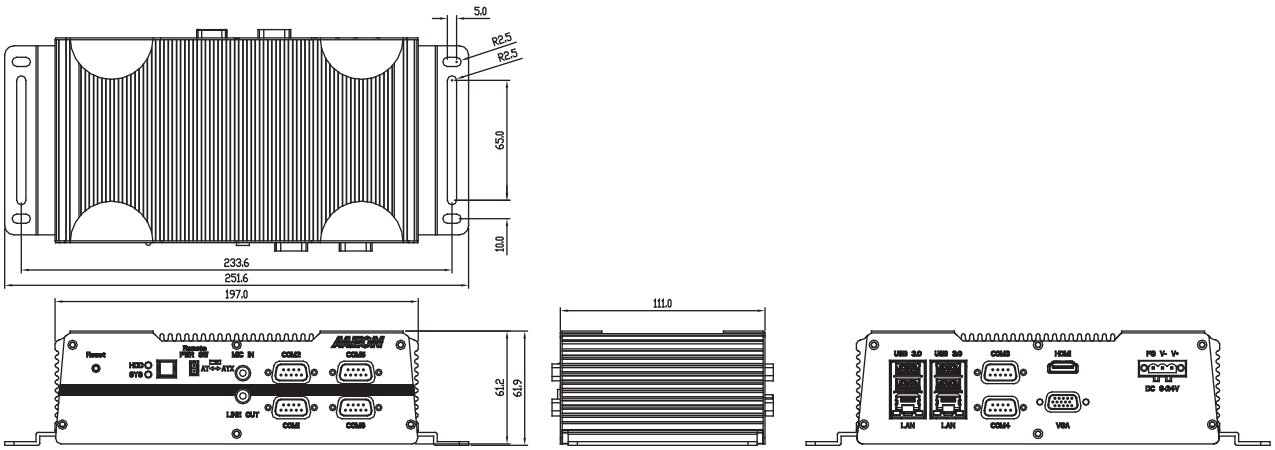

Ordering Information

Part Number	CPU	RAM	LAN	PoE	USB 3.2 Gen 1	USB 2.0	RS-232	RS-232/422/485	Digital I/O	Audio	Storage	Display	Expansion	Mounting	Power	Operation Temp.
BOXER-6616-A1-1110	Intel® Pentium® N4200 2.5 GHz	—	2	—	4	0	4	2	—	MIC-in x 1 Line-Out x 1	2.5" Drive Bay x 1	VGA x 1 HDMI x 1	Full-size Minicard x 1 Half-size Minicard x 1	Wallmount Optional Dinrail Optional VESA-Mount	9~24V DC In	-4°F ~ 158°F (-20°C ~ 70°C)
BOXER-6616-A2-1110	Intel® Celeron® N3350 2.4 GHz	—	2	—	4	0	4	2	—	MIC-in x 1 Line-Out x 1	2.5" Drive Bay x 1 mSATA x 1	VGA x 1 HDMI x 1	Full-size Minicard x 1 Half-size Minicard x 1	Wallmount Optional Dinrail Optional VESA-Mount	9~24V DC In	-4°F ~ 158°F (-20°C ~ 70°C)

Packing List

- **Wallmount Bracket x 2**
- **Screw Package x 1**
- **3 Pin DC-In Power Connector x 1**
- **BOXER-6616**

Optional Accessories

- **1255900849**
  12V 84W Power Adapter
- **1702031802**
  Power Cord (US Type)
- **1702031803**
  Power Cord (Europe)
- **170203180E**
  Power Cord (Japan)
- **9741640404**
  Din Rail Mount Kit

BOXER-6615

Fanless Embedded Box PC with Intel® Pentium® N3710, 1.6 GHz

Front View



Rear View



Features

- Intel® Pentium® N3710 1.6 GHz
- 6COMs: RS-232/422/485 x 2 + RS-232 x 4
- USB 3.2 Gen 1 x 2, USB2.0 x 2
- VGA + HDMI Output, Support Dual View/ Simultaneous Display
- Supports 2.5" Drive Bay x 1, mSATA
- Supports 8 Channel DIO x 1
- DDR3L 1600 SODIMM x 1, Memory Max. up to 8 GB
- AAEON's Hi-Safe Support

Specifications

System	
CPU	Intel® Pentium® N3710 1.6GHz
Chipset	Intel® System on Chip
System memory	204-pin 1600 DDR3L SODIMM x 1, up to 8GB
Display Interface	VGA, HDMI
Storage Device	mSATA, 2.5" HDD/SSD
Ethernet	Realtek® RTL-8111E, 10/100/1000 Base x2
I/O	RS-232/422/485 x 2 RS-232 x 4 USB 3.2 Gen 1 x 2 USB2.0 x 2 VGA x 1 HDMI x 1 DIO x 1 Line-Out x 1 Antenna holes x 2 Power switch Power input
Expansion	Full-size Mini-Card x 1 (PCI-E + USB, w/ SIM slot) Half-size Mini-Card x 1 (mSATA + USB)
Indicator	Power LED HDD active LED
OS Support	Windows® 10, Windows® 8.1 (32/64-bit), Windows® 7 (32/64-bit), WES7/ WES8, Windows® 10 IOT, Linux
Power Supply	
Power Requirement	9 - 30V with 3-pin terminal block, 12V with lockable DC jack
Mechanical	
Mounting	Wallmount DIN Rail (Mounting kit is optional)
Dimensions (W x H x D)	7.76" x 2.17" x 4.33" (197mm x 55mm x 110mm)
Gross Weight	6.6 lb (2.8 kg)
Net Weight	4.4 lb (2 kg)
Environmental	
Operating Temperature	-4°F ~ 140°F (-20°C ~ 60°C) with W.T. SSD/HDD/mSATA (according to IEC68-2-14 with 0.5 m/s AirFlow; with industrial devices)
Storage Temperature	-4°F ~ 158°F (-20°C ~ 70°C)
Storage Humidity	95% @ 40°C, non-condensing
Anti-Vibration	5 Grms/ 5 ~ 500Hz/ operation –mSATA/SSD 1 Grms/ 5~ 500Hz/ operation – HDD
Anti-Shock	—
Certification	CE/FCC class A

Note: All specifications are subject to change without notice.

Dimension

Unit: mm

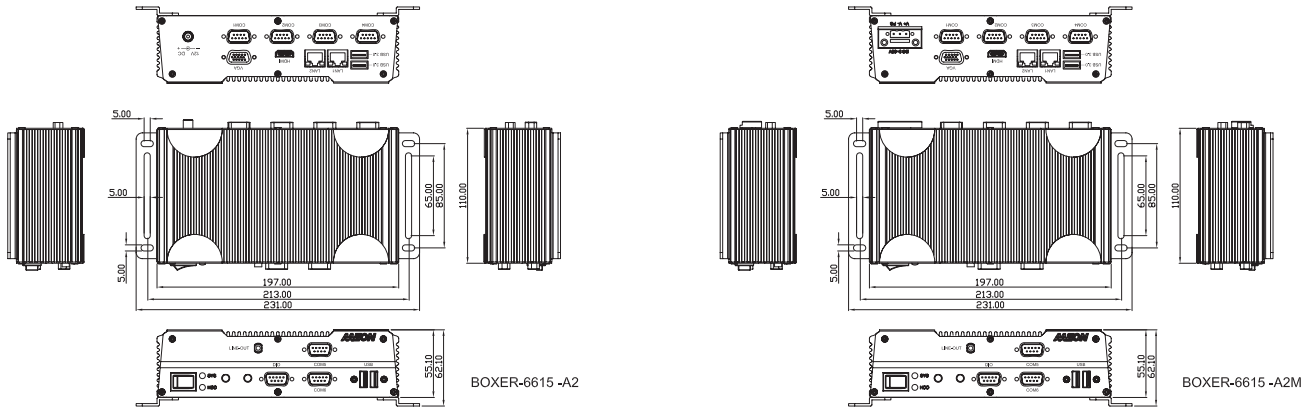

Ordering Information

Part Number	CPU	RAM	LAN	USB 3.2 Gen 1	USB 2.0	RS-232	RS-232 /422/485	DIO	Audio	Storage	Display	Expansion	Mounting	Power	Temp.
BOXER-6615-A2-1010	Intel® Pentium® N3710 1.6GHz	—	2	2	2	4	2	8 bit	Line-Out	SATA 2.5" HDD bay x 1 mSATA x 1	VGA x 1 HDMI x 1	Full Size Mini-Card x 1 Half Size Mini-Card x 1	Wallmount Din Rail Mounting Kit (Optional)	DC 12V	-4°F ~ 140°F (-20°C ~ 60°C) with W.T. SSD/HDD/mSATA (according to IEC68-2-14)
BOXER-6615-A2M-1010	Intel® Pentium® N3710 1.6GHz	—	2	2	2	4	2	8 bit	Line-Out	SATA 2.5" HDD bay x 1 mSATA x 1	VGA x 1 HDMI x 1	Full Size Mini-Card x 1 Half Size Mini-Card x 1	Wallmount Din Rail Mounting Kit (Optional)	DC 9-30V	-4°F ~ 140°F (-20°C ~ 60°C) with W.T. SSD/HDD/mSATA (according to IEC68-2-14)

Packing List

- **Wallmount Bracket x 2**
- **Screw Package x 1**
- **3 Pin DC-In Power Connector x 1 (For A2M, DC 9 ~30 V only)**
- **BOXER-6615**

Optional Accessories

- **125530060A**
  DC Jack for 6615-A2, Power Adapter, AC, 100/240V, 12V/5A, 60W, W/ Lock
- **1255900841**
  3 pin for 6615-A2M, Power Adapter, AC, 100/240V, 12V/7A, 84W
- **1702031802**
  Power Cord (US Type)
- **1702031803**
  Power Cord (European Type)
- **170203180E**
  Power Cord (Japanese Type)
- **9741640404**
  Din Rail Mount Kit

BOXER-6614

Fanless Embedded Box PC with Intel® Celeron® N2930 Quad Core 1.83 GHz/ Celeron® N2807 Dual Core 1.58 GHz

Front View



Rear View



Features

- **Intel® Celeron® N2930 Quad Core 1.83 GHz/ Celeron® N2807 Dual Core 1.58 GHz**
- **Intel® HD Graphics Engine**
- **DDR3L 1333 MHz SODIMM x 1, Memory up to 8 GB**
- **Intel® Gigabit Ethernet x 2**
- **VGA + HDMI Output, Supports Dual View/Simultaneous Display**
- **RS-232/422/485 x 2, RS-232 x 2, USB 3.2 Gen 1 x 1, USB 2.0 x 3**
- **Full-size Mini-Card with SIM Card Slot x 1, Half-size Mini-Card x 1 for Factory-Install**
- **Compact Size & Low Power**
- **Cost-Effective Design**
- **Fanless System Design**
- **AAEON's Hi-Safe Support**

Specifications

System	
CPU	Intel® Celeron® N2930, 1.83 GHz Intel® Celeron® N2807, 1.58GHz
Chipset	Intel® System on Chip
System Memory	DDR3L 1333 SODIMM slot x 1, up to 8 GB (N2930) or 4 GB (N2807)
Display Interface	VGA, HDMI
Storage Device	CFast™, HDD/SSD
Ethernet	Intel® I210/I211, 10/100/1000 Base-TX x 2
I/O	RS-232/422/485 x 2 RS-232 x 2 USB 2.0 x 3 USB 3.2 Gen 1 x 1 VGA x 1 HDMI x 1 Line-out x 1 LAN x 2 CFast slot x 1 Antenna holes x 2 Power switch Power input
Expansion	Full-size Mini-Card x 1 (PCI-E + USB, w/ SIM slot) Half-size Mini-Card x 1 (PCI-E + USB)
Indicator	Power LED HDD active LED
OS support	Windows® 10, Windows® 8.1 (32/64-bit), Windows® 7 (32/64-bit), WES7/WES8, Linux Ubuntu 14.04/ Kernel 3.13.0
Power Supply	
Power Requirement	9 - 30V with 3-pin terminal block, 12V with lockable DC jack
Mechanical	
Mounting	Wallmount DIN Rail (Mounting kit is optional)
Dimensions (W x H x D)	8.35" x 4.21" x 2.53" (212.15mm x 107mm x 64.2mm)
Gross Weight	6.6 lb (2.8 kg)
Net Weight	4.4 lb (2 kg)
Environmental	
Operating Temperature	-4°F ~ 131°F (-20°C ~ 55°C) with wide temperature CFast™ card -4°F ~ 140°F (-20°C ~ 60°C) with wide temperature HDD (according to IEC68-2-14 with 0.5 m/s AirFlow; with industrial devices)
Storage Temperature	-4°F ~ 158°F (-20°C ~ 70°C)
Storage Humidity	95% @ 40°C, non-condensing
Anti-Vibration	5 Grms/ 5 ~ 500Hz/ operation –CFast™ card 1 Grms/ 5~ 500Hz/ operation – HDD
Anti-Shock	—
Certification	CE/FCC class A, UL

Note: All specifications are subject to change without notice.

Dimension

Unit: mm

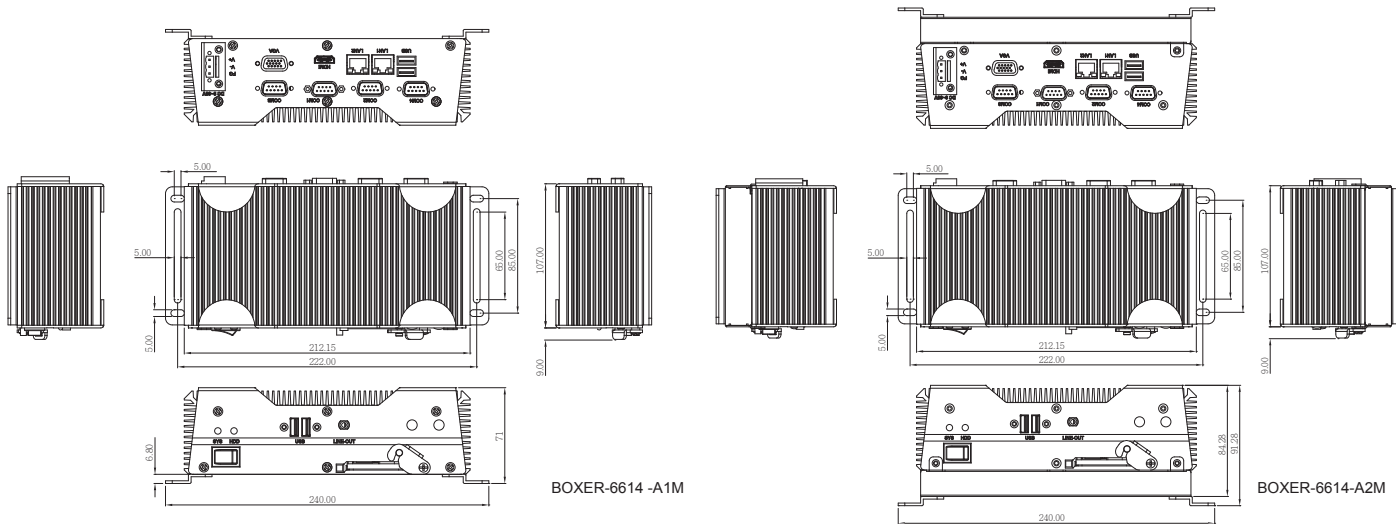

Ordering Information

Part Number	CPU	RAM	LAN	USB	RS-232	RS-232/422/485	Storage	Display	Expansion	Mounting	Power	Temp.
BOXER-6614-A1-1110	Intel® Celeron® SoC N2930	—	2	4	2	2	CFast Socket x 1 (Easy-to-swap)	VGA x 1 HDMI x 1	Full Size Mini-Card x 1 Half Size Mini-Card x 1	Wallmount/ Din Rail Mounting Kit (Optional)	DC 12V	-20°C~55°C with Wide Temp. CFast(with 0.5 m/s air flow, according to IEC68-2-14)
BOXER-6614-A1M-1110	Intel® Celeron® SoC N2930	—	2	4	2	2	CFast Socket x 1 (Easy-to-swap)	VGA x 1 HDMI x 1	Full Size Mini-Card x 1 Half Size Mini-Card x 1	Wallmount/ Din Rail Mounting Kit (Optional)	DC 9-30V	
BOXER-6614-A2-1110	Intel® Celeron® SoC N2930	—	2	4	2	2	CFast Socket x 1 (Easy-to-swap) SATA 2.5" HDD bay x 1	VGA x 1 HDMI x 1	Full Size Mini-Card x 1 Half Size Mini-Card x 1	Wallmount/ Din Rail Mounting Kit (Optional)	DC 12V	-20°C~55°C with Wide Temp. CFast(with 0.5 m/s air flow, according to IEC68-2-14) -20°C~60°C with Wide Temp. HDD(with 0.5 m/s air flow, according to IEC68-2-14)
BOXER-6614-A2M-1110	Intel® Celeron® SoC N2930	—	2	4	2	2	CFast Socket x 1 (Easy-to-swap) SATA 2.5" HDD bay x 1	VGA x 1 HDMI x 1	Full Size Mini-Card x 1 Half Size Mini-Card x 1	Wallmount/ Din Rail Mounting Kit (Optional)	DC 9-30V	
BOXER-6614-A11M-1110	Intel® Celeron® SoC N2807	—	2	4	2	2	CFast Socket x 1 (Easy-to-swap)	VGA x 1 HDMI x 1	Full Size Mini-Card x 1 Half Size Mini-Card x 1	Wallmount/ Din Rail Mounting Kit (Optional)	DC 9-30V	-20°C~55°C with Wide Temp. CFast(with 0.5 m/s air flow, according to IEC68-2-14)
BOXER-6614-A12-1110	Intel® Celeron® SoC N2807	—	2	4	2	2	CFast Socket x 1 (Easy-to-swap) SATA 2.5" HDD bay x 1	VGA x 1 HDMI x 1	Full Size Mini-Card x 1 Half Size Mini-Card x 1	Wallmount/ Din Rail Mounting Kit (Optional)	DC 12V	-20°C~55°C with Wide Temp. CFast(with 0.5 m/s air flow, according to IEC68-2-14) -20°C~60°C with Wide Temp. HDD(with 0.5 m/s air flow, according to IEC68-2-14)

Packing List

- **Wallmount Bracket x 2**
- **Screw Package x 1**
- **RAM Thermal Pad x 1 (60mm x 25mm x 3mm) (For A1/A1M the SKU without HDD kit only)**
- **3 Pin DC-In Power Connector x 1 (For A1M/A2M, for DC 9 ~30 V only)**
- **BOXER-6614**

Optional Accessories

- **125530060Z - DC Jack for 6614-A1/A2**
  Power Adapter, AC, 100/240V, 12V/5A, 60W, W/ Lock, FSP, FSP060-DHAN3
- **1255900849 - 3 pin for 6614-A1M/A2M**
  Power Adapter, AC, 100/240V, 12V/7A, 84W, FSP, FSP084-DHAN3
- **1702031802**
  Power Cord (US Type)
- **1702031803**
  Power Cord (European Type)
- **170203180E**
  Power Cord (Japanese Type)
- **9741681003**
  Din Rail Mount Kit

BOXER-6643-TGU

Fanless Embedded Box PC 11th Generation Intel® Core™ SoC Processor

Front View



Rear View



Features

- Extreme Computing Power with Intel® SoC Processor
- DDR4 slot x2, up to 64GB
- Support High Speed NVMe storage (M.2 2280)
- GbE LAN x 1 (Intel I219) + 2.5GbE LAN x 1 (Intel I225)
- Supports M.2 3052 B Key for 5G module
- Wide Range 9-36V DC input
- Wide Range -20~60 °C Operating Temperature

Specifications

System	
CPU	Intel® Core™ i7-1185G7E Intel® Core™ i5-1145G7E Intel® Core™ i3-1115G4E
Chipset	Intel® SoC
System Memory	DDR4 3200MHz SO-DIMM x 2, max 64GB
Display Interface	HDMI 2.0 x 2
Storage Device	M.2 2280 M Key NVMe Slot x1 (PCIex4) 2.5" SATA Drive Bay x1
Ethernet	RJ-45 x 2 for 1G/2.5GbE LAN (i219x1, i225x1)
I/O	HDMI 2.0 x 2 RJ-45 x 2 for 1G/2.5GbE LAN (i219 x 1, i225 x 1) USB Type-A x3 for USB3.2 Gen2 USB Type-A x1 for USB 2.0 DB-9 x 2 for RS-232/422/485 DB15 x1 Male for Digital I/O 8-channel Line out x 1 3 pin 9~36V Power Input x 1 Power Button with LED x 1
Expansion	M.2 3052 B Key x 1 (for 5G module) Full-Size Minicard x1 (PCIe + USB / SATA, Default PCIe + USB) SIM Slot x 1
Indicator	Power / System LED
OS Support	Windows® 10 IoT 64-bit Window 10 Pro Linux Ubuntu 20.04.2
Power Supply	
Power Requirement	DC-in 9-36V x1 for 3-pin Terminal Block
Mechanical	
Mounting	Wallmount
Dimensions (W x H x D)	9.84" x 5.62" x 2.03" (250 x 143 x 51.5) with bracket 7.87" x 5.62" x 1.75" (200 x 143 x 44.5) w/o bracket
Gross Weight	3.3 lb (1.5 kg)
Net Weight	4.4 lb (2.0 kg)
Environmental	
Operating Temperature	-4°F ~ 140°F (-20°C ~ 60°C), according to IEC68-2 with 0.5 m/s AirFlow (w/ Industrial wide Temp. SSD/RAM)
Storage Temperature	-40°F ~ 176°F (-40°C ~ 80°C)
Storage Humidity	5 ~ 95% @ 40°C, non-condensing
Anti-Vibration	3 Grms/ 5 ~ 500Hz/ operation (with SSD)
Anti-Shock	50G, IEC 68-2-27, half sine, 11 ms duration (with SSD)
Certification	CE/FCC class A

Note: All specifications are subject to change without notice.

Dimension

Unit: mm

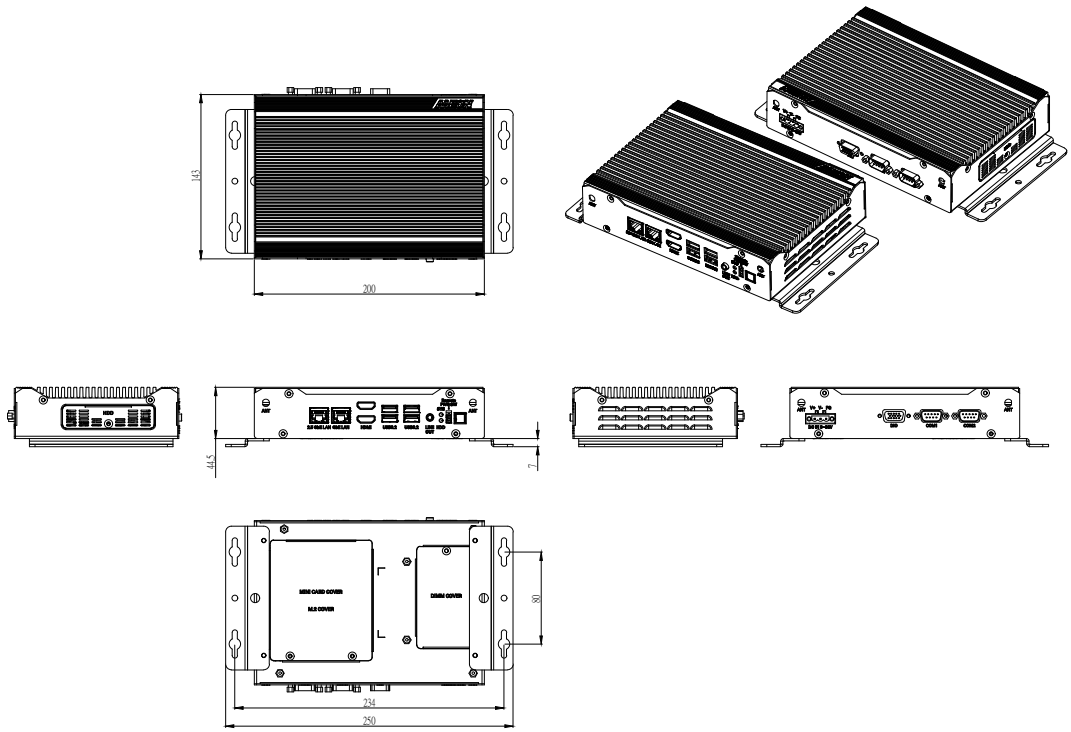

Ordering Information

Part Number	CPU	LAN	PCH	USB 3.2 Gen2	USB 2.0	RS 232/422/485	Storage	Display	Expansion	Mounting	Power	Operation Temp.
BOXER-6643-TGU-A1-1010	Intel® Core™ i3-1115G4E	2	Intel SoC	3	1	2	-M.2 2280 M Key NVMe Slot x1 (PCIex4) -2.5"" SATA Drive Bay x1	HDMI x 2	-M.2 3052 B Key x 1 (for 5G module) -Full-Size Minicard x1 (PCIe + USB / SATA, Default PCIe + USB) -SIM Slot x 1	Wallmount	9~36V DC in	-4°F ~ 140°F (-20°C ~ 60°C), according to IEC68-2 with 0.5 m/s AirFlow (w/ Industrial wide Temp. SSD/RAM)
BOXER-6643-TGU-A2-1010	Intel® Core™ i5-1145G7E	2	Intel SoC	3	1	2	-M.2 2280 M Key NVMe Slot x1 (PCIex4) -2.5"" SATA Drive Bay x1	HDMI x 2	-M.2 3052 B Key x 1 (for 5G module) -Full-Size Minicard x1 (PCIe + USB / SATA, Default PCIe + USB) -SIM Slot x 1	Wallmount	9~36V DC in	-4°F ~ 140°F (-20°C ~ 60°C), according to IEC68-2 with 0.5 m/s AirFlow (w/ Industrial wide Temp. SSD/RAM)
BOXER-6643-TGU-A3-1010	Intel® Core™ i7-1185G7E	2	Intel SoC	3	1	2	-M.2 2280 M Key NVMe Slot x1 (PCIex4) -2.5"" SATA Drive Bay x1	HDMI x 2	-M.2 3052 B Key x 1 (for 5G module) -Full-Size Minicard x1 (PCIe + USB / SATA, Default PCIe + USB) -SIM Slot x 1	Wallmount	9~36V DC in	-4°F ~ 140°F (-20°C ~ 60°C), according to IEC68-2 with 0.5 m/s AirFlow (w/ Industrial wide Temp. SSD/RAM)

Packing List

- **Wallmount Bracket x 2**
- **3 Pin DC-in Power Connector x 1**
- **Screw Package x 1**
- **BOXER-6643-TGU x 1**

Optional Accessories

- **1255900849**
  84W Power Adapter
- **1702031802**
  Power Cord (US Type)
- **1702031803**
  Power Cord (Europe)
- **170203180E**
  Power Cord (Japan)

BOXER-6642-CML

Fanless Embedded Box PC with Socket Type 10th Generation Intel® Core™ Processor

Front View



Rear View



Features

- **Extreme Computing Power & Graphic Display Capability**
- **DDR4 slot x 2, up to 64GB**
- **Support High Speed NVMe storage (M.2 2280)**
- **GbE LAN x 2, RS232/422/485 x 4**
- **Supports Intel® AMT**
- **Support TPM 2.0**
- **Wide Range 10-35V DC input**
- **Wide Range 0 ~ 45°C Operating Temperature**

DDR 4 | Giga LAN | USB 2.0 | USB 3.2 Gen 2 | PCI Express

Specifications

System	
CPU	Intel® Core™ i9-10900TE Intel® Core™ i7-10700TE Intel® Core™ i5-10500TE Intel® Core™ i3-10100TE Intel® Celeron® G5900TE
Chipset	Intel® Q470E
System Memory	DDR4 SO-DIMM x 2, up to 64GB
Display Interface	HDMI 1.4 x 1
Storage Device	M.2 2280 slot x 1 (PCIex4), 2.5" SATA SSD/HDD bay x 1
Ethernet	Intel® i211-AT x 1, i219-LM x 1
I/O	HDMI x 1 RJ-45 x 2 for GbE LAN (i211-AT x 1, i219-LM x 1) USB 3.2 Gen 2 x 4 USB 2.0 x 2 DB-9 x 4 for RS-232/422/485 DB15 x 1 for 8 channel DIO Line out x 1 3 pin 10~35V Power Input x 1 Power Button with LED x 1
Expansion	M.2 2230 E Key x 1 M.2 2280 M Key x 1 Full-Size Mini Card x1 (mSATA/PCIe switch by BIOS, default PCIe) SIM x 1
Indicator	Power LED
OS Support	Windows® 10 IoT Enterprise 64-bit Linux Ubuntu 20.04.2
Power Supply	
Power Requirement	10-35V DC-in with 3-pin terminal block
Mechanical	
Mounting	Wallmount
Dimensions (W x H x D)	11.58" x 5.98" x 2.11" (292.4mm x 152mm x 53.5mm)
Gross Weight	8.4lb (3.8kg)
Net Weight	6.2lb (2.8kg)
Environmental	
Operating Temperature	32°F ~ 113°F (0°C ~ 45°C) (35W CPU), according to IEC68-2-14 with 0.5 m/s AirFlow
Storage Temperature	-40°F ~ 176°F (-40°C ~ 80°C)
Storage Humidity	5 ~ 95% @ 40°C, non-condensing
Anti-Vibration	2 Grms/5 ~ 500Hz/operation (with SSD)
Anti-Shock	50G peak acceleration (11msec) (with SSD)
Certification	CE/FCC class A

Note: All specifications are subject to change without notice.

Dimension

Unit: mm

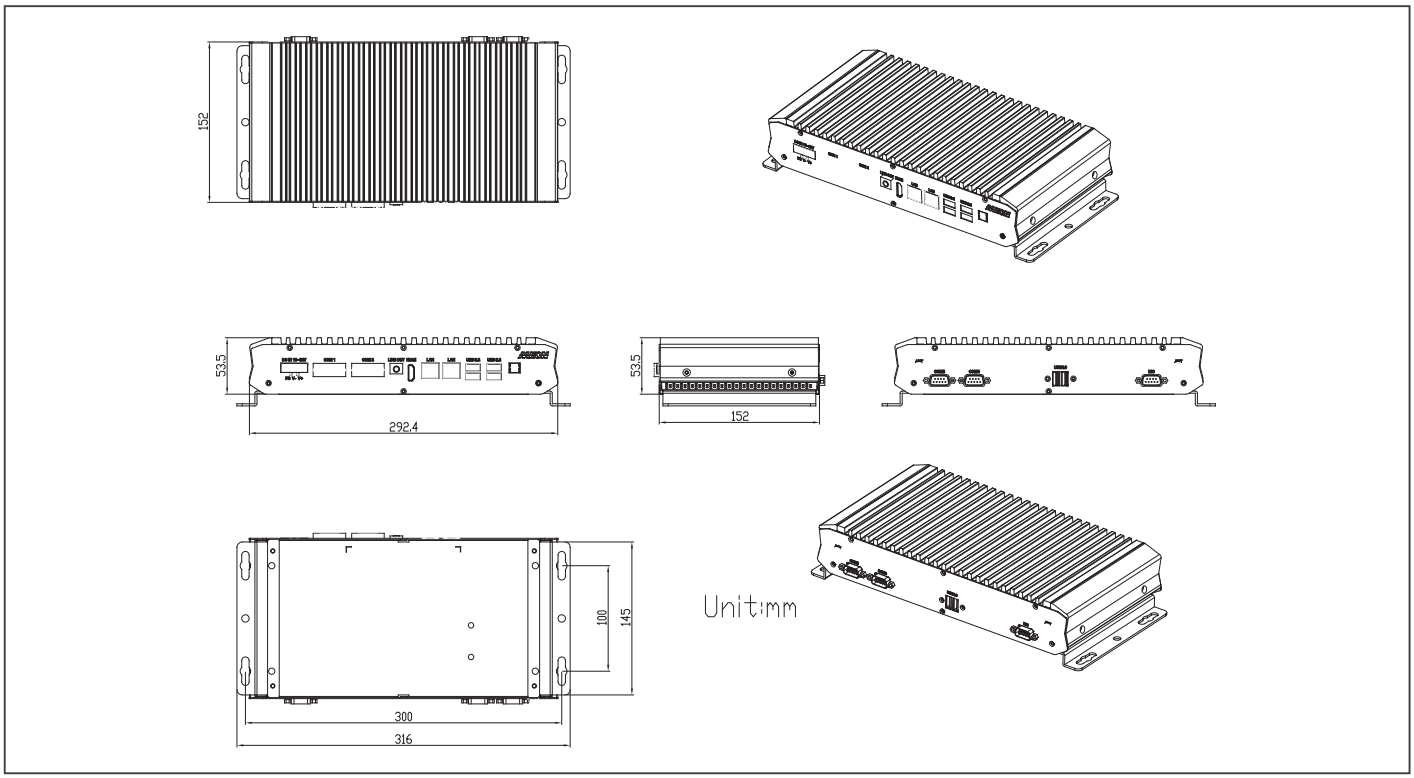

Ordering Information

Part Number	LAN	PCH	USB 3.2 Gen 2	USB 2.0	RS-232/422/485	Storage	Display	Expansion	Mounting	Power	Operation temp.
BOXER-6642-CML-A1-1010	2	Q470E	4	2	4	M.2 2280 M Key x 1 2.5" HDD/SSD Bay x 1	HDMI x 1	M.2 2230 E Key x 1 Full-Size Mini Card x 1	Wall mount kit	10-35V DC-in	0°C ~ 45°C with 0.5m/s airflow

Packing List

- **Wallmount Bracket x 2**
- **3 Pin DC-in Power Connector x 1**
- **Screw Package x 1**
- **BOXER-6642-CML x 1**

Optional Accessories

- **125590120B**
  120W Power Adapter
- **1255302300**
  230W Power Adapter
- **1702031802**
  Power Cord (US Type)
- **1702031803**
  Power Cord (Europe)
- **170203180E**
  Power Cord (Japan)

BOXER-6641

Fanless Embedded Box PC with Socket Type 8th Generation Intel® Processor

BOXER-6641-A1/A5-1010 (H310)
Front View



Rear View

BOXER-6641-A2/A6-1010 (C246)
Front View

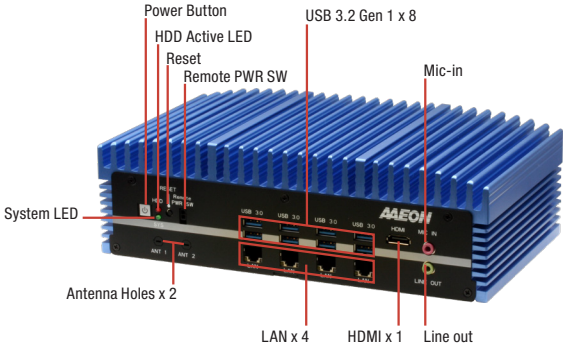

Rear View

TAIWAN EXCELLENCE 2021

Features

- **Extreme Computing Power & Graphic Display Capability**
- **Desktop Grade Socket Type Core™ - i3/i5/i7/i9 Processor for A1 & A5 model (max. TDP up to 65W)**
- **Desktop Grade Socket Type Core™ - i3/i5/i7/i9/Xeon® Processor for A2 & A6 model (max. TDP up to 71W)**
- **Supports DDR4 ECC or Non-ECC SODIMM, Up to 64GB**
- **Supports Intel® GbE LAN x 4 (i211 x 3 + i219 x 1)**
- **Supports Intel® AMT (A2 & A6 Model)**
- **Supports HDMI x 2 Dual Display**
- **Supports USB 3.2 Gen 1 x 8 (A2 & A6 model)**
- **Supports BIOS Selectable RS-232/422/485 x 6**
- **Wide Range DC 10~35V Input**

DDR 4 | Giga LAN | USB 2.0 | USB 3.2 Gen 1 | PCI Express

Specifications

System	
CPU	Intel® Xeon® E-2124G (for A2 & A6 model only) Intel® i9-9900T Intel® i7-9700TE Intel® i7-8700T Intel® i5-8500T Intel® i3-8100T Pentium® G5400T Celeron® G4900T
Chipset	Intel® C246/H310
System Memory	DDR4-2666 SO-DIMM slot x 2, Up to 64GB, ECC or Non-ECC Support
Display Interface	HDMI x 2
Storage Device	2.5" SATA HDD/SSD Bay x 1 (x 2 for A5 & A6 model, A6 supports RAID 0/1)
Ethernet	Intel® i211 x 3, i219 x 1
I/O	HDMI x 2 RJ-45 x 4 for GbE LAN (i211 x 3, i219 x 1) USB 3.2 Gen 1 x 4, USB2.0 x 4 (A1 & A5 model) USB 3.2 Gen 1 x 8 (A2 & A6 model) DB-9 x 6 for RS-232/422/485 Audio x 1 (MIC-in, Line-out) 3 pin 10~35V Power Input x 1 Power Button x 1 Remote Power switch x 1 Reset Button x 1 HDD LED x 1 SYS LED x 1
Expansion	Full-size Mini PCIe x 1 Full-size Mini PCIe x 1 (PCIe/mSATA switch by BIOS, Default: mSATA) SIM slot x 1
Indicator	HDD LED x 1 SYS LED x 1
OS Support	Windows® 10 64-bit Linux Ubuntu 20.04
Power Supply	
Power Requirement	3-pin DC Input 10~35V
Mechanical	
Mounting	Wallmount
Dimensions (W x H x D)	10.4" x 3.19" x 6.15" (264.2mm x 80.92mm x 156.2mm)
Gross Weight	10.4 lb (4.7 kg)
Net Weight	8.2 lb (3.7 kg)
Environmental	
Operating Temperature	-4°F ~ 131°F (-20°C ~ 55°C) with 0.5 m/s airflow – with TDP ≦ 35W CPU -4°F ~ 113°F (-20°C ~ 45°C) with 0.5 m/s airflow – with TDP >35W CPU
Storage Temperature	-40°F ~ 176°F (-40°C ~ 80°C)
Storage Humidity	5 ~ 95% @ 40°C, non-condensing
Anti-Vibration	2 Grms/ 5 ~ 500Hz/ operation – SSD/mSATA 1 Grms/ 5 ~ 500Hz/ operation – HDD
Anti-Shock	—
Certification	CE/FCC class A

Note: All specifications are subject to change without notice.

Dimension

Unit: mm

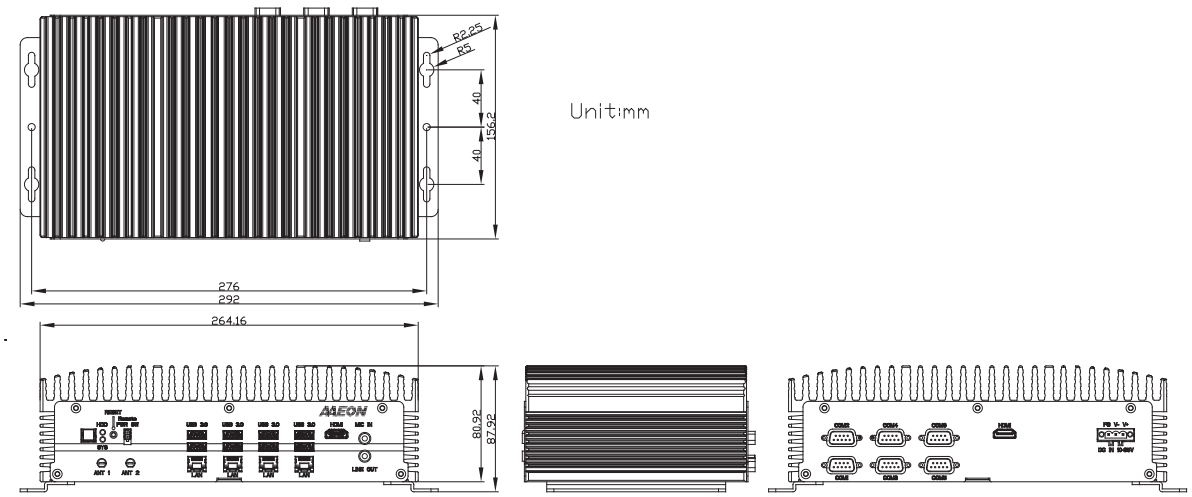

Ordering Information

Part Number	LAN	USB 3.2 Gen 1	USB 2.0	RS-232	RS-232/422/485	Audio	Storage	Display	Expansion	Mounting	Power	Operation temp.
BOXER-6641-A1-1110(H310)	4	4	4	—	RS-232/422/485 x 6	Mic-in Line-out	Internal 2.5" SATA Drive bay x 1	HDMI x 2	Full-size Mini-Card x 2 SIM x 1	Wallmount	10~35V	-4°F ~ 131°F (-20°C ~ 55°C) with 0.5 m/s airflow – with TDP ≦ 35W CPU -4°F ~ 113°F (-20°C ~ 45°C) with 0.5 m/s airflow – with TDP >35W CPU
BOXER-6641-A2-1110(C246)	4	8	—	—	RS-232/422/485 x 6	Mic-in Line-out	Internal 2.5" SATA Drive bay x 1	HDMI x 2	Full-size Mini-Card x 2 SIM x 1	Wallmount	10~35V	-4°F ~ 131°F (-20°C ~ 55°C) with 0.5 m/s airflow – with TDP ≦ 35W CPU -4°F ~ 113°F (-20°C ~ 45°C) with 0.5 m/s airflow – with TDP >35W CPU
BOXER-6641-A5-1110(H310)	4	4	4	—	RS-232/422/485 x 6	Mic-in Line-out	Internal 2.5" SATA Drive bay x 2	HDMI x 2	Full-size Mini-Card x 2 SIM x 1	Wallmount	10~35V	-4°F ~ 131°F (-20°C ~ 55°C) with 0.5 m/s airflow – with TDP ≦ 35W CPU -4°F ~ 113°F (-20°C ~ 45°C) with 0.5 m/s airflow – with TDP >35W CPU
BOXER-6641-A6-1110(C246)	4	8	—	—	RS-232/422/485 x 6	Mic-in Line-out	Internal 2.5" SATA Drive bay x 2 (RAID 0/1)	HDMI x 2	Full-size Mini-Card x 2 SIM x 1	Wallmount	10~35V	-4°F ~ 131°F (-20°C ~ 55°C) with 0.5 m/s airflow – with TDP ≦ 35W CPU -4°F ~ 113°F (-20°C ~ 45°C) with 0.5 m/s airflow – with TDP >35W CPU

Packing List

- **Wallmount Bracket x 2**
- **3 Pin DC-In Power Connector x 1**
- **Screw Package x 1**
- **BOXER-6641**

Optional Accessories

- **125590120B**
  120W Power Adapter (Recommend for 35W CPU)
- **1255302300**
  230W Power Adapter (Recommend for >35W CPU)
- **1702031802**
  Power Cord (US Type)
- **1702031803**
  Power Cord (Europe)
- **170203180E**
  Power Cord (Japan)

BOXER-6640

Fanless Embedded Box PC with 6th/7th Generation Intel® Core™ Desktop Processor and GbE

Front View

Rear View



Features

- **Extreme Computing Power & Graphic Display Capability**
- **Desktop Grade Socket Type Processor**
- **Supports DDR4 ECC or Non-ECC SODIMM, Up to 32GB**
- **Support VGA x 1**
- **Supports USB 3.2 Gen 1 x 4**
- **Supports Intel® GbE LAN x 2**
- **Wide Range DC 9~36V Input**
- **8-bit Digital Input and Output**

DDR 4 | 1000 Giga LAN | USB 2.0 | USB 3.2 Gen 1 | PCIe Express | CE | FC

Specifications

System	
CPU	Intel® Core™ i7-7700T, Quad Core, 2.9 GHz Intel® Core™ i5-7600T, Quad Core, 2.8 GHz Intel® Core™ i3-7300T, Dual Core, 3.5 GHz Intel® Core™ i7-6700TE, Quad Core, 2.4 GHz Intel® Core™ i5-6500TE, Quad Core, 2.3 GHz Intel® Core™ i3-6100TE, Dual Core, 2.7 GHz
Chipset	Intel® H110
System Memory	DDR4 SODIMM socket (double deck) x 2 Supports 1866/2133MHz DDR4 and up to 32GB Supports un-buffered and ECC / non-ECC type SODIMM
Display Interface	VGA x 1, HDMI x 2 (Combo DP x 2) - A1 Sku VGA x 1 - A2 Sku
Storage Device	mSATA, SATA HDD/SSD
Ethernet	Intel® I211AT x 1, I219LM x 1
I/O	2 pin Remote power on/off connector Audio x1 (MIC-in, Line-out) USB 2.0 x 3 DB-9 x 3 for RS-232 8-bit DIO DB-9 x 1 for RS-232/422/485 with auto flow control Power ON/OFF switch x 1 3 pin 9~36V DC Power input x 1 (+, - , GND) VGA x 1 HDMI x 2 (Combo DP x 2) USB 3.2 Gen 1 x 4 RJ-45 x 2 for GbE (i211AT x 1, i219LM x 1)
Expansion	Full-size Mini-Card x 1 (PCI-E + USB, w/ SIM slot) Full-size Mini-Card x 1 (mSATA + USB) LPC x 1
Indicator	Power LED HDD active LED
OS Support	Windows® 10 64-bit (Kabylake, Skylake CPU) Windows® 8.1 64-bit (Skylake CPU only) Windows® embedded 8 standard 64-bit (Skylake CPU only)
Power Supply	
Power Requirement	3-pin Phoenix DC Input 9~36V
Mechanical	
Mounting	Wallmount
Dimensions (W x H x D)	10.39” x 3.8” x 7.33” (264mm x 96.4mm x 186.2mm)
Gross Weight	12.76 lb (5.8 kg)
Net Weight	9.9 lb (4.5 kg)
Environmental	
Operating Temperature	-4°F ~ 131°F (-20°C ~ 55°C) (according to IEC68-2-14 with 0.5 m/s AirFlow; with industrial devices)
Storage Temperature	-49 °F ~ 176°F (-45°C ~ 80°C)
Storage Humidity	5 ~ 95% @ 40°C, non-condensing
Anti-Vibration	2 Grms/ 5 ~ 500Hz/ operation – SSD 1 Grms/ 5 ~ 500Hz/ operation – HDD
Anti-Shock	—
Certification	CE/FCC class A

Note: All specifications are subject to change without notice.

Dimension

Unit: mm

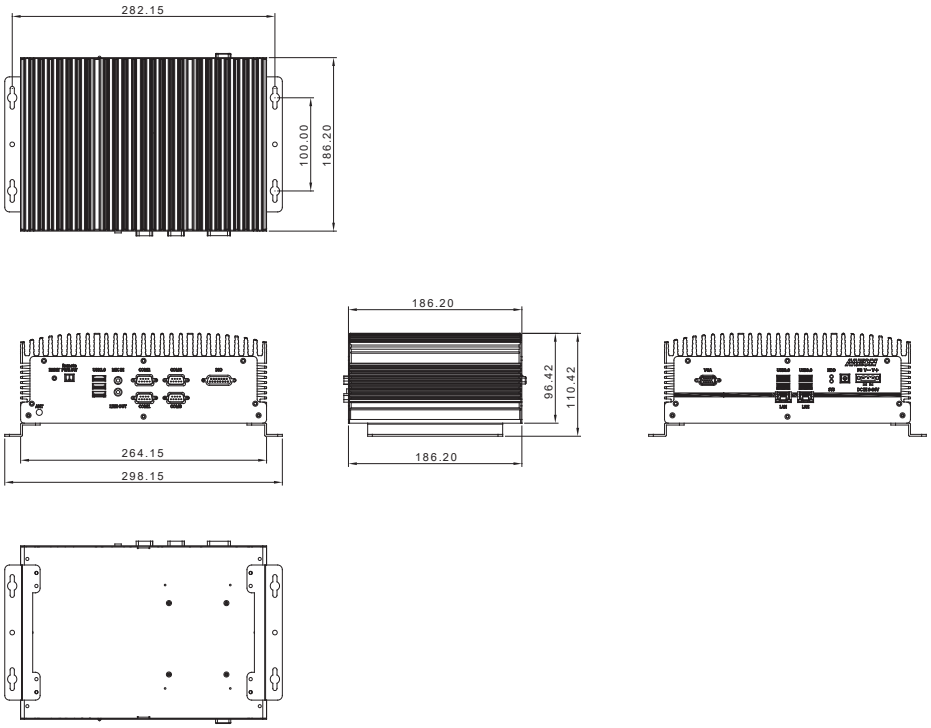

Ordering Information

Part Number	CPU	RAM	LAN	USB 3.2 Gen 1	USB 2.0	RS-232/422/485	Digital I/O	Audio	Storage	Display	Expansion	Mounting	Power	Operation Temp.
BOXER-6640-A1-1010	—	—	2	4	3	RS-232: 3 RS-232/422/485: 1	8 bit	MIC-in, Line-out	2.5" SATA Drive bay x 1	VGA x 1 HDMI x 2	Full-size Minicard x 2	Wallmount	9-36V	-4°F ~ 131°F (-20°C ~ 55°C)
BOXER-6640-A2-1010	—	—	2	4	3	RS-232: 3 RS-232/422/485: 1	8 bit	MIC-in, Line-out	2.5" SATA Drive bay x 1	VGA x 1	Full-size Minicard x 2	Wallmount	9-36V	-4°F ~ 131°F (-20°C ~ 55°C)

Packing List

- **3 Pin DC-In Power Connector x 1**
- **2 Pin Remote on/off Connector**
- **Thermal Pad**
- **Wallmount Bracket x 2**
- **Screw Package x 1**
- **BOXER-6640**

Optional Accessories

- **125590120B**
  Power Adapter
- **1702031802**
  Power Cord (US Type)
- **1702031803**
  Power Cord (Europe)
- **170203180E**
  Power Cord (Japan)

BOXER-6639

Fanless Embedded Box PC with Socket Type 6th Generation Intel® Processor and Q170 Chipset

Front View

TAIWAN EXCELLENCE 2017

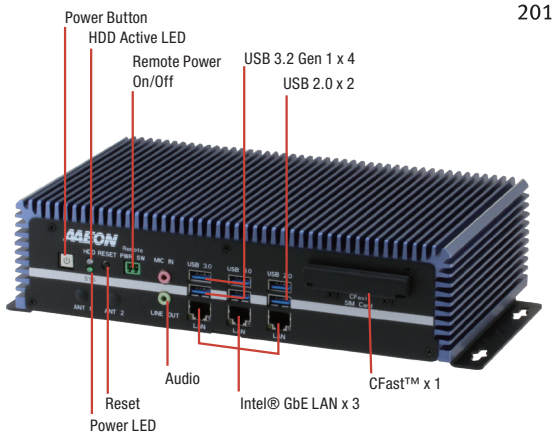

Rear View

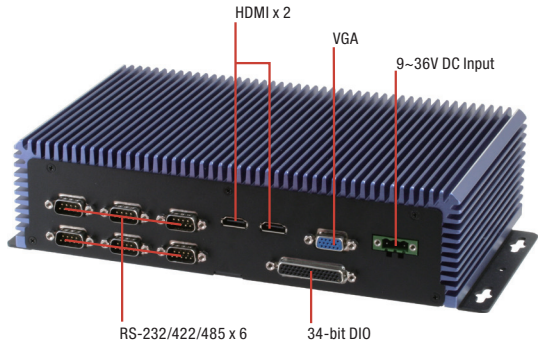

Features

- Extreme Computing Power & Graphic Display Capability
- Desktop Grade Socket Type Processor with Longevity Support
- Supports DDR4 ECC or Non-ECC SODIMM, Up to 32GB
- Supports VGA + HDMI x 2 Triple Display, HDMI 4K Display
- Supports USB 3.2 Gen 1 x 4, USB 2.0 x 2
- Supports Industrial-grade Intel® GbE LAN x 3
- Supports BIOS Selectable RS-232/422/485 x 6
- Compact Size and Easy Access Design
- Wide Range DC 9~36V Input
- 34-bit Digital Input and Output

DDR 4 | Giga LAN | USB 2.0 | USB 3.2 Gen 1 | PCI Express

Specifications

System	
CPU	Intel® Core™ i7-7700T, 2.9 GHz Intel® Core™ i5-7500T, 2.7 GHz Intel® Core™ i7-6700TE, 2.4 GHz Intel® Core™ i5-6500TE, 2.3 GHz Intel® Core™ i3-6100TE, 2.7 GHz Intel® Pentium® G4400TE, 2.4 GHz Intel® Celeron® G3900TE, 2.3 GHz
Chipset	Q170
System Memory	DDR4 1866/2133 SODIMM slot x 2, up to 32 GB, ECC or Non-ECC support
Display Interface	VGA, HDMI
Storage Device	CFast, SATA HDD/SSD (Optional: x2)
Ethernet	Intel® i210, 10/100/1000Base-TX x 3
I/O	RS-232/422/485 x 6 USB 3.2 Gen 1 x 4 USB 2.0 x 2 VGA x 1 HDMI x 2 Line-out x 1 Mic-in x 1 LAN x 3 CFast slot x 1 SIM slot x 1 Antenna holes x 2 34bit DIO x 1(A2 & A4 SKU) Power switch Power input Remote power switch Reset Button
Expansion	Full-size Mini-Card x 1 (PCI-E + USB, w/ SIM slot) Full-size Mini-Card x 1 (PCI-E + USB, Optional for mSATA and SIM Slot)
Indicator	Power LED HDD active LED
OS support	Windows® 7 (32/64-bit), Windows® 8/8.1 (64-bit) , Windows® 10 (64-bit)
Power Supply	
Power Requirement	9 - 36V with 3-pin terminal block
Mechanical	
Mounting	Wallmount, DIN Rail (Mounting Kit is optional)
Dimensions (W x H x D)	10.4" x 2.6" x 6.1" (264.2mm x 66.5mm x 156.2mm)
Gross Weight	7.7 lb (3.5 kg)
Net Weight	6.6 lb (3 kg)
Environmental	
Operating Temperature	-4°F ~ 131°F (-20°C ~ 55°C) (according to IEC68-2-14 with 0.5 m/s AirFlow; with industrial devices)
Storage Temperature	-49°F ~ 176°F (-45°C ~ 80°C)
Storage Humidity	5~95% @ 40°C, non-condensing
Anti-Vibration	2 Grms/ 5 ~ 500Hz/ operation –CFast™ card 1 Grms/ 5~ 500Hz/ operation – HDD
Anti-Shock	—
Certification	CE/FCC class A

Note: All specifications are subject to change without notice.

Dimension

Unit: mm

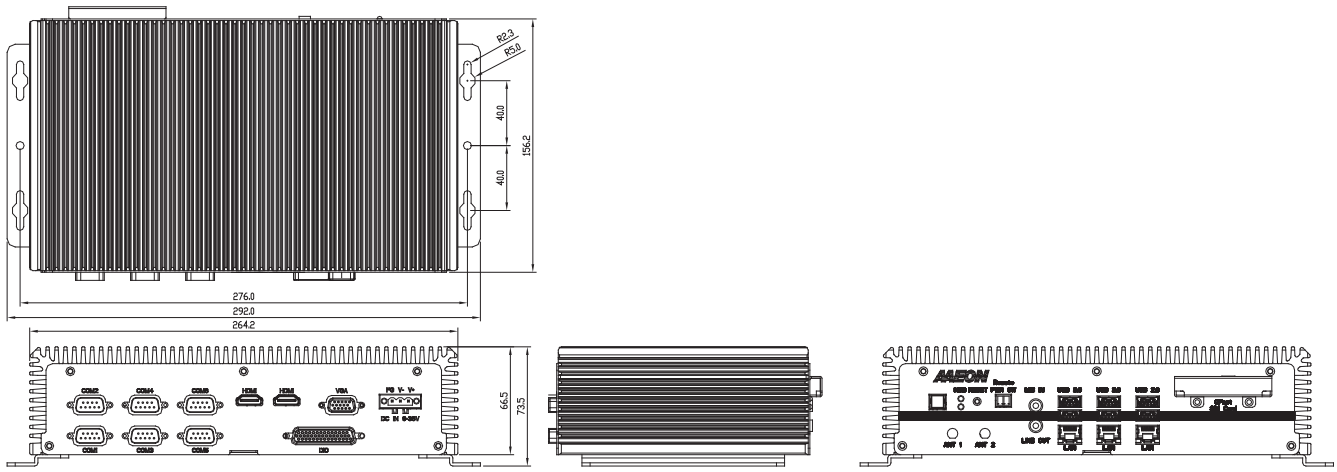

Ordering Information

Part Number	CPU	RAM	LAN	USB 3.2 Gen 1	USB 2.0	RS-232/422/485	DIO	Audio	Storage	Display	Expansion	Mounting	Power	Temp.
BOXER-6639-A1-1110	—	—	3	4	2	6	—	Mic-in, Line-out	2.5" SATA Drive bay x 1, CFast™ slot x 1	VGA x 1, HDMI x 2	Full-size Mini-Card x 2	Wallmount	9-36V	-4°F ~ 131°F (-20°C ~ 55°C)
BOXER-6639-A2-1110	—	—	3	4	2	6	34 bit	Mic-in, Line-out	2.5" SATA Drive bay x 1, CFast™ slot x 1	VGA x 1, HDMI x 2	Full-size Mini-Card x 2	Wallmount	9-36V	-4°F ~ 131°F (-20°C ~ 55°C)
BOXER-6639-A3-1010	—	—	3	4	2	6	—	Mic-in, Line-out	2.5" SATA Drive bay x 2, CFast™ slot x 1	VGA x 1, HDMI x 2	Full-size Mini-Card x 2	Wallmount	9-36V	-4°F ~ 131°F (-20°C ~ 55°C)
BOXER-6639-A4-1010	—	—	3	4	2	6	34 bit	Mic-in, Line-out	2.5" SATA Drive bay x 2, CFast™ slot x 1	VGA x 1, HDMI x 2	Full-size Mini-Card x 2	Wallmount	9-36V	-4°F ~ 131°F (-20°C ~ 55°C)

Packing List

- **Wallmount Bracket x 2**
- **Screw Package x 1**
- **BOXER-6639**

Optional Accessories

- **125590120B**
  Power Adapter
- **1702031802**
  Power Cord (US Type)
- **1702031803**
  Power Cord (Europe)
- **170203180E**
  Power Cord (Japan)
- **9741663902**
  Din Rail Mount Kit
- **9741663900**
  I/O Dust Cover Kit. For BOXER-6639 (A1 & A3 sku)

BOXER-6638U

Fanless Embedded Box PC with 5th Generation Intel® Core™ i3 Processor SoC

Front View

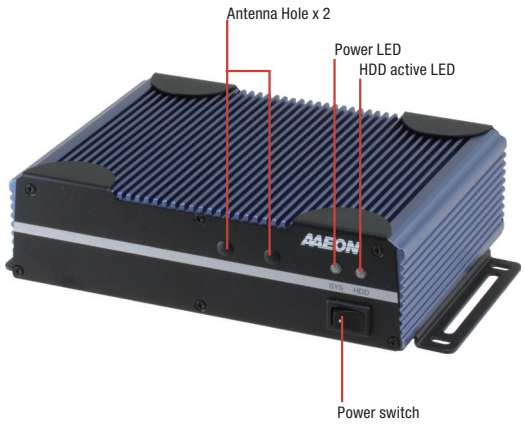

Rear View



Features

- **U-Series CPU: Intel® Core™ i3-5010U**
- **Good for Industrial Use with 4 COM Ports**
- **Wide Temperature Support: -4°F ~ 140°F (-20°C ~ 60°C)**
- **Wide Voltage Support: 9 - 24 V**

Specifications

System	
CPU	5th Generation Intel® Core™ i3-5010U, 2.1 GHz
Chipset	Intel® System on Chip
System Memory	DDR3L 1600 SODIMM slot x 1, up to 8 GB
Display Interface	VGA, DP
Storage Device	mSATA, HDD/SSD
Ethernet	Intel® WGI211AT, 10/100/1000 Base-TX x 1 Intel® WGI218LM, 10/100/1000 Base-TX x 1
I/O	RS-232/422/485 x 2 RS-232 x 2 USB 2.0 x 2 (A2M) USB 3.2 Gen 1 x 2 VGA x 1 DP x 1 Line-out x 1 LAN x 2 Antenna holes x 2 Power switch Power input
Expansion	Full-size Mini-Card x 1 (mSATA + USB, w/ SIM slot, optional for PCI-E) Half-size Mini-Card x 1 (PCI-E + USB)
Indicator	Power LED HDD active LED
OS support	Windows® 10 (64-bit), Windows® 8.1(32/64-bit), Windows® 7 (32/64-bit), Linux Ubuntu 14.10
Power Supply	
Power Requirement	9 - 24V with lockable DC jack
Mechanical	
Mounting	Wallmount
Dimensions (W x H x D)	7.76" x 2.17" x 5.63" (197mm x 55mm x 143mm)
Gross Weight	5.5 lb (2.5 kg)
Net Weight	3.3 lb (1.5 kg)
Environmental	
Operating Temperature	-4°F ~ 140°F (-20°C ~ 60°C) with wide temperature HDD (according to IEC68-2-14 with 0.5 m/s AirFlow; with industrial devices)
Storage Temperature	-49°F ~ 176°F (-45°C ~ 80°C)
Storage Humidity	95% @ 40°C, non-condensing
Anti-Vibration	5 Grms/ 5 ~ 500Hz/ operation –mSATA / SSD 1 Grms/ 5~ 500Hz/ operation – HDD
Anti-Shock	—
Certification	CE/FCC class A

Note: All specifications are subject to change without notice.

Dimension

Unit: mm

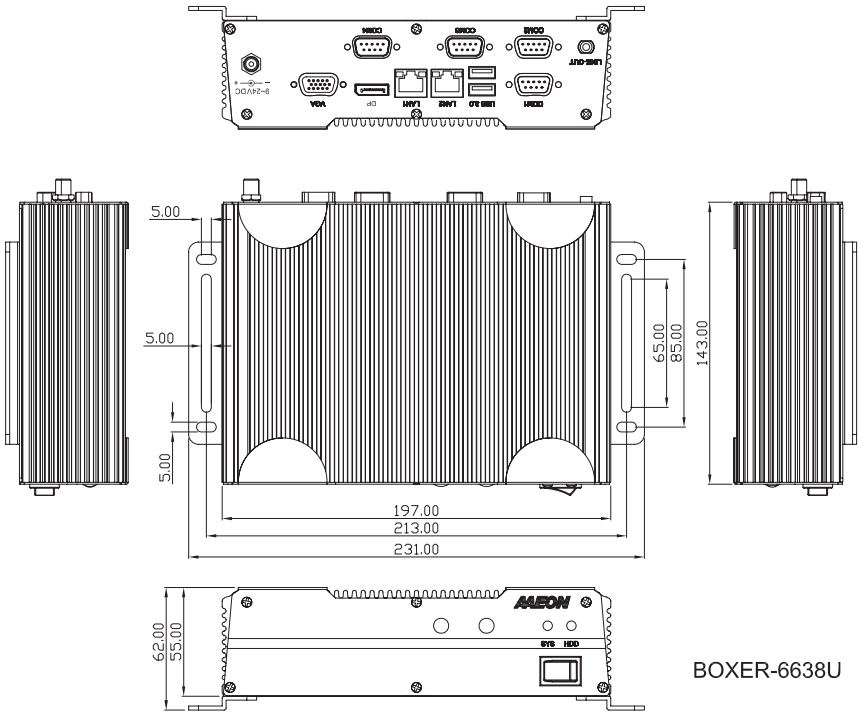

Ordering Information

Part Number	CPU	RAM	LAN	USB	RS-232	RS-232/422/485	Stogare	Display	Expansion	Mounting	Power	Temp.
BOXER-6638U-A2M-1010	Intel® Core i3-5010U	—	2	4	2	2	HDD/SSD	VGA x 1 DP x 1	Full-size Mini-Card x 1 Half-size Mini-Card x 1	Wallmount	DC 9-24V	-4°F ~ 140°F (-20°C ~ 60°C) According to IEC60068-2, 0.5m/s air flow

Packing List

- **Wallmount Bracket x 2**
- **Screw Package x 1**
- **BOXER-6638U**

Optional Accessories

- **125530060Y**
  Power Adapter, 12V, 5A, 60W
- **1702031802**
  Power Cord (US Type)
- **1702031803**
  Power Cord (Europe Type)
- **170203180E**
  Power Cord (Japan Type)
- **9741681003**
  Din Rail Mount Kit

BOXER-6645-ADS

Fanless Embedded Box PC with Socket Type 12th Generation Intel® Processor

Front View

Launching in Q1

Rear View

Features

- Intel 12th Gen Desktop Processor
- Built-in high performance Intel Iris Xe Graphic Engine
- Dual-Channel DDR5 SODIMM, Total max. 64GB
- Support Quadruple Independent Display (HDMI*2, DP*2)
- Support SuperSpeed+ USB3.2 Gen2 x1 (A2)
- Support M.2 3052 w/ USB3.2(5G) for 5G Module
- Support Triple LAN (GbEx2, 2.5GbEx1), vPRO and iAMT
- Support Windows 11, TPM, DirectX 12

Specifications

System	
CPU	i9-xxxxxE i9-xxxxxTE i7-xxxxxE i7-xxxxxTE i5-xxxxxE i5-xxxxxTE i3-xxxxxE i3-xxxxxTE GxxE GxxTE
Chipset	Intel H610E/Q670E
System Memory	DDR5 4800MHz Slot x2, max up to 64GB
Display Interface	HDMI Type A x2 for HDMI 1.4b DisplayPort x2 for DP1.4a"
Storage Device	2.5" SATA-III Drive Bay x1 M.2 2280 M Key x1 (A2 Only)
Ethernet	Intel® WGI211AT, 10/100/1000 Base-TX x 1 Intel® WGI218LM, 10/100/1000 Base-TX x 1
I/O	USB 3.2 Gen1x1 (5G) x4 (A1 sku) USB 3.2 Gen2x1 (10G) x8 (A2 sku) USB2.0 x 4 (A1 sku) Audio x 1 (MIC-in, Line-out) DB-9 x 4 for RS-232/422/485 SMA Antenna Hole x6
Expansion	M.2 E-Key 2230 x1 M.2 B-Key 3052 x1 (A2 sku) M.2 2280 NVMe x1
Indicator	System LED x 1 HDD LED x 1
OS support	Windows® 10 64-bit Windows® 11 64-bit Linux Ubuntu 21.04
Power Supply	
Power Requirement	3-pin DC Input 12~24V
Mechanical	
Mounting	Wallmount
Dimensions (W x H x D)	10.39" x 3.8" x 7.33" (264mm x 96.4mm x 186.2mm)
Gross Weight	12.76 lb (5.8 kg)
Net Weight	9.9 lb (4.5 kg)
Environmental	
Operating Temperature	-4 F ~131°F (-20°C ~ 55°C), IEC68-2 with 0.5 m/s AirFlow, extended temperature Storage
Storage Temperature	-49 °F ~ 176°F (-45°C ~ 80°C)
Storage Humidity	5 ~ 95% @ 40°C, non-condensing
Anti-Vibration	2 Grms/ 5 ~ 500Hz/ operation – SSD 1 Grms/ 5 ~ 500Hz/ operation – HDD
Anti-Shock	—
Certification	CE/FCC class A

Note: All specifications are subject to change without notice.

Dimension

Unit: mm

TBD

Ordering Information

Part Number	PCH	LAN	USB 3.0	USB 2.0	RS-232	RS-232/422/485	Digital I/O	Audio	Storage	Display	Expansion	Mounting	Power	Operation temp.
BOXER-6645-ADS-A1-1010	H610E	3	USB 3.2 (5Gbps) x4	4	—	4	—	Mic-in Line-out	2.5" SATA-III Drive bay x 1 NVMe x1"	HDMI x 2 DP x2	M.2 E-Key 2230 x1	Wallmount	12~24V	-4°F ~ 131°F (-20°C ~ 55°C) with 0.5 m/s airflow – with TDP ≤ 35W CPU -4°F ~ 113°F (-20°C ~ 45°C) with 0.5 m/s airflow – with TDP >35W CPU
BOXER-6645-ADS-A2-1010	Q670E	3	USB 3.2 (10Gbps) x8	—	—	4	—	Mic-in Line-out	2.5" SATA-III Drive bay x 1 NVMe x1	HDMI x 2 DP x2	M.2 E-Key 2230 x1 M.2 B-Key 3052 x1 w/ SIM Slot x1	Wallmount	12~24V	-4°F ~ 131°F (-20°C ~ 55°C) with 0.5 m/s airflow – with TDP ≤ 35W CPU -4°F ~ 113°F (-20°C ~ 45°C) with 0.5 m/s airflow – with TDP >35W CPU

Packing List

- **Wallmount Bracket x 2**
- **3 Pin DC-In Power Connector x 1**
- **Remote ON/OFF Connector x 1**
- **Screw Package x 1**
- **BOXER-6645-ADS x1**

Optional Accessories

- **125590120B**
  120W Power Adapter
- **1255302300**
  230W Power Adapter
- **1702031802**
  Power Cord (US Type)
- **1702031803**
  Power Cord (Europe)
- **170203180E**
  Power Cord (Japan)

9741681003

DIN Rail Mounting Kit



Features

- Universal Patented Spring Lock Design
- DIN Rail: NS 35/7.5, NS 35/15
- For AEC-6612/6613, BOXER-6614

Ordering Information

- **9741681003**
  DIN Rail Mounting Kit

Note: All specifications are subject to change without notice.

Focus • Agility • Competitiveness

05

Ultra Slim Fanless BOX PC Solutions

05

BOXER-6405

Fanless Compact Embedded Computer with Intel® Celeron/Pentium™ Processor

Front View



Rear View



Features

- **Slim Boxer Design: 37mm**
- **Rich I/O, Design for Auto System Control**
- **Wide Operating Temperature -20°C ~ 60°C**
- **Gigabit Ethernet x 2, USB x 4**
- **Support Wallmount**

DDR 3L · 1000 Giga LAN · USB 3.2 Gen 1 · HDMI

Specifications

System	
CPU	Intel® Celeron/Pentium™ processor
Chipset	Intel® System on Chip
System Memory	DDR3L SODIMM slot x 1 Supports 1867 MHz and up to 8GB
Display Interface	HDMI (max. 1920 x 1080)
Storage Device	mSATA
Ethernet	Intel® i211-AT x 2
I/O	Power Button x 1 USB Type A x 4 for USB 3.2 Gen 1 HDMI type A x 1 for HDMI v1.4b RJ-45 x 2 for GbE LAN with LED indicator (i211-AT x 2) Power input x 1 3-pin terminal block in default (+, - , GND) Co-layout 3-pin terminal block & lockable DC-in jack,) Co-layout internal DC Mic-in x 1, Line-out x 1 RS-232/422/485 x 3 with automatic flow control (switch by BIOS) VGA x 1 Remote On/Off Antenna opening x 2 DC-in 3-pin terminal block(9~24V) x 1
Expansion	Full-size Mini PCIe slot x 1 (PCIe/USB/SIM slot), one screw Half-size Minicard slot x 1 (mSATA only)
Indicator	Power LED x1, HDD active LED x1
OS Support	Windows® 10, Windows® 10 IoT, Linux
Power Supply	
Power Requirement	9-24V with 3-pin terminal block
Mechanical	
Mounting	Wallmount
Dimensions (W x H x D)	6.54" x 4.2" x 1.45" (166mm x 106.6mm x 37mm)
Gross Weight	3.6 lb (1.6kg)
Net Weight	1.76 lb (0.8 kg)
Environmental	
Operating Temperature	-4°F ~ 140°F (-20°C ~ 60°C) with W.T. mSATA (according to IEC68-2-14 with 0.5 m/s AirFlow; with industrial decives)
Storage Temperature	-22°F ~ 140°F (-30°C ~ 60°C)
Storage Humidity	95% @ 40°C, non-condensing
Anti-Vibration	3 Grms/ 5 ~ 500Hz/ operation – mSATA 1 Grms/ 5 ~ 500Hz/ operation - HDD
Anti-Shock	—
Certification	CE/FCC class A

Note: All specifications are subject to change without notice.

Dimension

Unit: mm

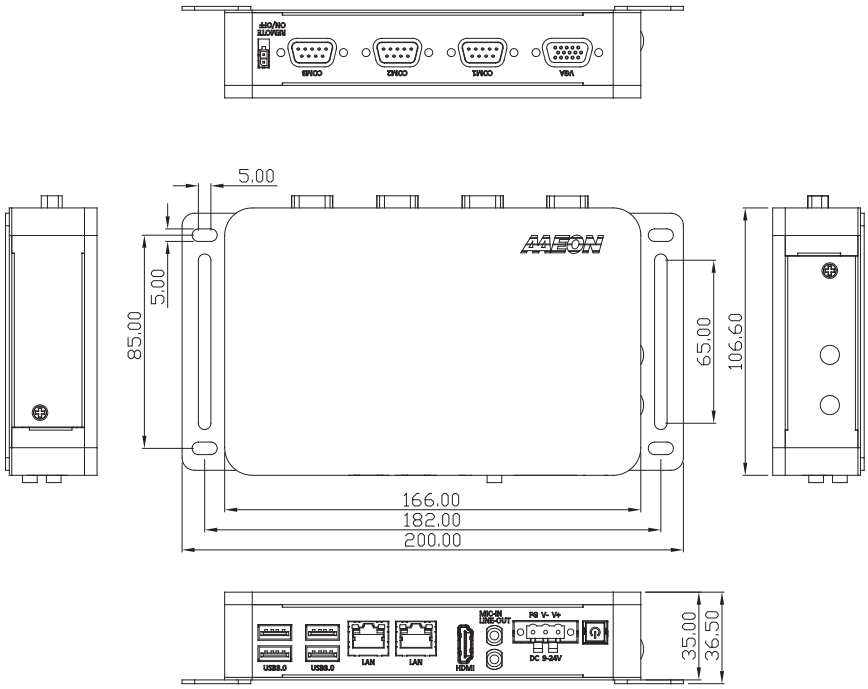

Ordering Information

Part Number	CPU	PCH	RAM	LAN	USB 3.2 Gen 1	USB 2.0	RS-232	RS-232/422/485	Digital I/O	Audio	Storage	Display	Expansion	Mounting	Power	Operation temp.
BOXER-6405-A1-1011	N3350	SoC	—	2	4	—	—	3	—	MIC-in, Line-out	mSATA x 1	VGA/ HDMI x1	Full-size Minicard x 1 Half-size Minicard x 1	Wallmount	9~24V	-20°C ~ 60°C
BOXER-6405-A2-1011	N4200	SoC	—	2	4	—	—	3	—	MIC-in, Line-out	mSATA x 1	VGA/ HDMI x1	Full-size Minicard x 1 Half-size Minicard x 1	Wallmount	9~24V	-20°C ~ 60°C

Packing List

- **Wallmount Bracket x 2**
- **3 Pin DC-In Power Connector x 1**
- **BOXER-6405**

Optional Accessories

- **125530040F**
  Power Adapter
- **1702031802**
  Power Cord (US type)
- **1702031803**
  Power Cord (European Type)
- **170203180E**
  Power Cord (Japanese Type)
- **9741238H00**
  WiFi Module & Antenna
- **9741EG25G0**
  4G Module & Antenna (for global)
- **9741640404**
  Din Rail Mount Kit

BOXER-6404U

Compact Embedded Box PC with Intel® Celeron® Processor SoC

Front View



Rear View

Features

- **Dual GbE LAN Port for Industrial Network Appliance**
- **2.5” HDD/SDD Bay x 1**
- **USB 3.2 Gen 1 Port Connectivity**
- **8-bit Programmable Digital Input/Output**
- **12 ~ 24V DC-in Support**

Specifications

System	
CPU	Intel® Celeron™ J1900, 2.0 GHz Intel® Celeron™ N2807, 1.58 GHz
Chipset	Intel® System on Chip
System Memory	DDR3L 1333 SODIMM slot x 1, up to 8 GB (J1900) or 4 GB (N2807)
Display Interface	VGA
Storage Device	mSATA, HDD/SSD
Ethernet	Realtek® RTL8111E-VL-CG, 10/100/1000Base-TX x 2
I/O	RS-232 x 1 USB 2.0 x 1 USB 3.2 Gen 1 x 1 VGA x 1 LAN x 2 Digital I/O x 8 bit Antenna holes x 3 Power switch Power input
Expansion	Full-size Mini-Card x 1 Half Mini-Card x 1 (for mSATA) SIM card slot x 1
Indicator	Power LED HDD active LED
OS support	Windows® 10, Windows® 8.1, Windows® 7, Windows® Embedded 8, Windows® Embedded 7, Linux Fedora
Power Supply	
Power Requirement	12 - 24V with 3-pin terminal block
Mechanical	
Mounting	Wallmount VESA (Mounting kit is optional) DIN rail (Mounting kit is optional)
Dimensions (W x H x D)	6.53” x 4.20” x 1.63” (166 mm x 106.6 mm x 41.5 mm)
Gross Weight	3.6 lb (1.6 kg)
Net Weight	1.76 lb (0.8 kg)
Environmental	
Operating Temperature	-13°F ~ 140°F (-25°C ~ 60°C) with wide temperature HDD/mSATA (according to IEC68-2-14 with 0.5 m/s AirFlow; with industrial devices)
Storage Temperature	-22°F ~ 176°F (-30°C ~ 80°C)
Storage Humidity	95% @ 40°C, non-condensing
Anti-Vibration	5 Grms/ 5 ~ 500Hz/ operation –mSATA
Anti-Shock	—
Certification	CE/FCC class A

Note: All specifications are subject to change without notice.

Dimension

Unit: mm

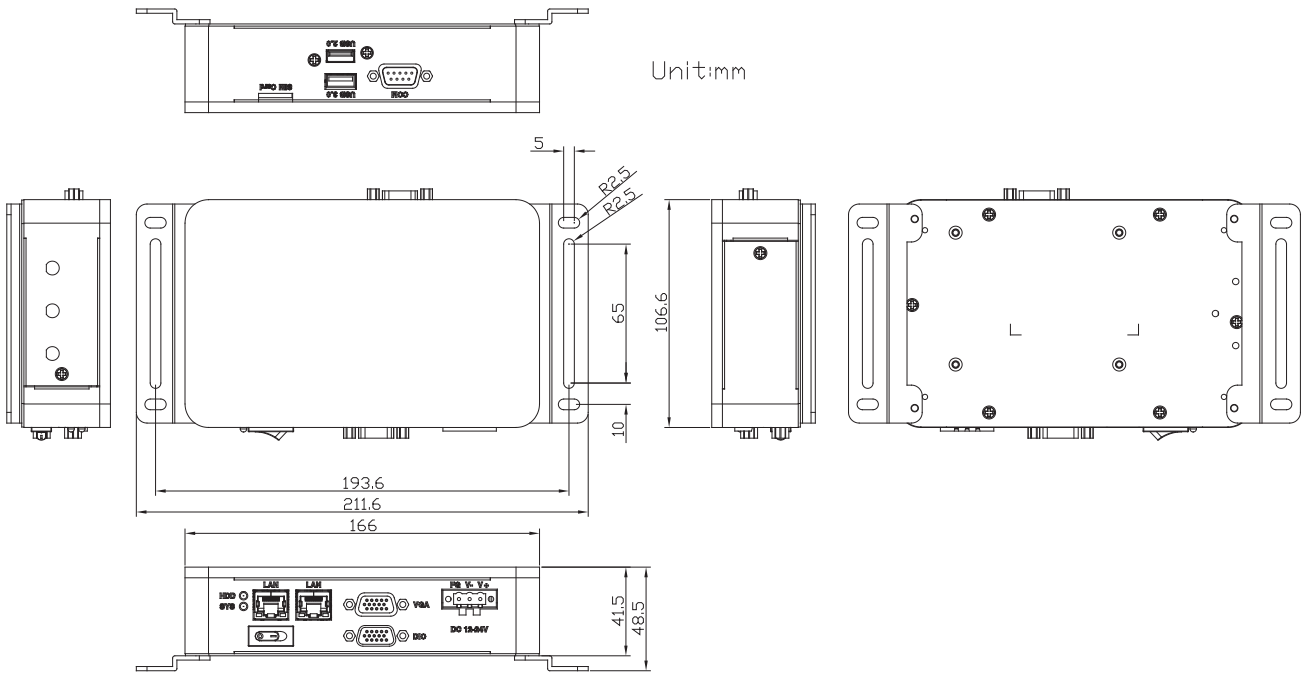

Ordering Information

Part Number	CPU	RAM	LAN	USB 3.2 Gen 1	USB 2.0	RS-232	Digital I/O	Storage	Display	Expansion	Mounting	Power	Operation Temp.
BOXER-6404U-A1-1010	Intel® J1900	—	2	1	1	1	8 bit	2.5" Drive Bay x 1, Half-size mSATA bay x 1	VGA x 1	Full-size Minicard x 1, Half-size Minicard x 1	Wallmount/Din Rail/ VESA 75	DC in 12~24V	-13°F ~ 140°F (-25°C ~ 60°C)
BOXER-6404U-A2-1010	Intel® N2807	—	2	1	1	1	8 bit	2.5" Drive Bay x 1, Half-size mSATA bay x 1	VGA x 1	Full-size Minicard x 1, Half-size Minicard x 1	Wallmount/Din Rail/ VESA 75	DC in 12~24V	-13°F ~ 140°F (-25°C ~ 60°C)

Packing List

- **Wallmount Bracket x 2**
- **Phoenix Power Connector x 1**
- **BOXER-6404U**

Optional Accessories

- **125530040F**
  Power Adapter
- **1702031802**
  Power Cord (US type)
- **1702031803**
  Power Cord (European Type)
- **170203180E**
  Power Cord (Japanese Type)
- **9741238H00**
  WiFi Module & Antenna
- **9741EG25G0**
  4G Module & Antenna (for global)
- **9741640403**
  VESA Mount Kit
- **9741640404**
  Din rail Mount Kit

BOXER-6404

Compact Embedded Box PC with LAN x 4, HDMI x 2, Intel® Celeron® J1900/N2807 Processor SoC

Front View



Rear View



Features

- **Slim Boxer Design: 30mm**
- **RJ-45 LAN Port x 4, HDMI Port x 2**
- **Operating in -22°F ~ 149°F (-30°C ~ 65°C) Environment**

DDR 3L · Gigo LAN · USB 2.0 · USB 3.2 Gen 1 · HDMI

Specifications

System	
CPU	Intel® Celeron™ J1900, 2.0 GHz Intel® Celeron™ N2807, 1.58 GHz
Chipset	Intel® System on Chip
System Memory	DDR3L 1333 SODIMM slot x 1, up to 8 GB (J1900) or 4 GB (N2807)
Display Interface	HDMI (max. 1920 x 1080)
Storage Device	CFast™
Ethernet	Intel® I211, 10/100/1000Base-TX x 4
I/O	RS-232 x 1 USB 2.0 x 2 USB 3.2 Gen 1 x 1 HDMI x 2 LAN x 4 CFast slot x 1 Antenna holes x 1 Power button Power input
Expansion	Full-size Mini-Card (USB interface only) x 1
Indicator	Power LED on power button
OS support	Windows® 10, Windows® 8.1, Windows® 7, Windows® Embedded 8, Windows® Embedded 7, Linux Fedora
Power Supply	
Power Requirement	12V - 24V with lockable DC jack
Mechanical	
Mounting	VESA (Mounting kit is optional) DIN rail (Mounting kit is optional)
Dimensions (W x H x D)	6.53” x 4.20” x 1.18” (166 mm x 106.6 mm x 30 mm)
Gross Weight	2.9 lb (1.3 kg)
Net Weight	1.9 lb (0.86 kg)
Environmental	
Operating Temperature	-22°F ~ 149°F (-30°C ~ 65°C) with wide temperature CFast™ card (according to IEC68-2-14 with 0.5 m/s AirFlow; with industrial devices)
Storage Temperature	-22°F ~ 176°F (-30°C ~ 80°C)
Storage Humidity	95% @ 40°C, non-condensing
Anti-Vibration	5 Grms/ 5 ~ 500Hz/ operation –CFast™ card
Anti-Shock	—
Certification	CE/FCC class A

Note: All specifications are subject to change without notice.

Dimension

Unit: mm

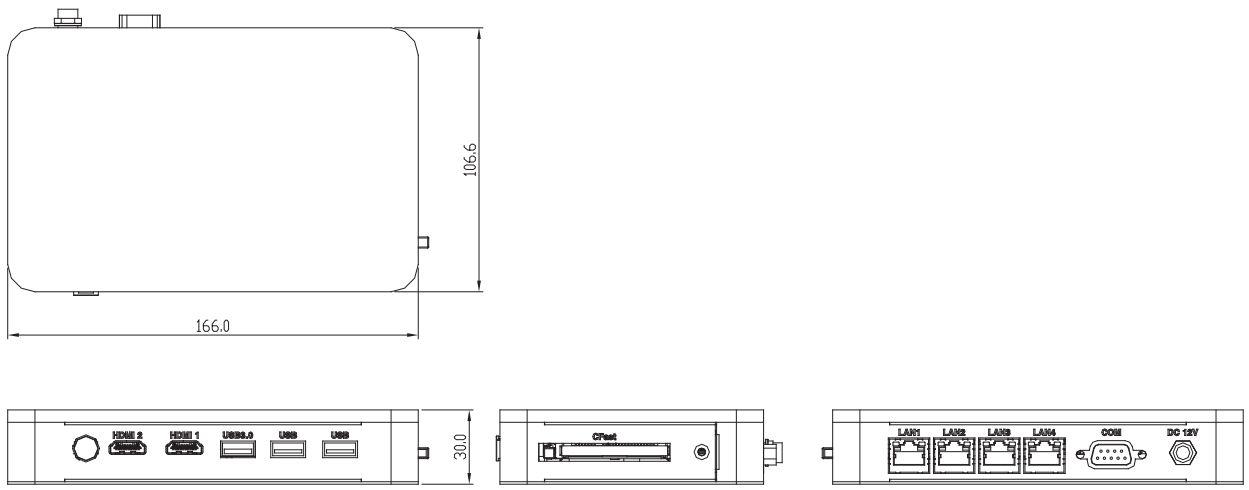

Ordering Information

Part Number	CPU	RAM	LAN	Display	USB 3.2 Gen 1	USB 2.0	RS-232	Storage	Expansion	Power	Operating Temp.
BOXER-6404-A1-1110	Intel® J1900	—	4	HDMI x 2	1	2	1	CFast™	Mini-Card x 1 (USB Interface)	12V - 24V DC in	-30 ~ 65°C with 0.5 m/s airflow
BOXER-6404-A2-1110	Intel® J1900	—	2	HDMI x 1	1	2	1	CFast™	Mini-Card x 1 (USB Interface)	12V - 24V DC in	-30 ~ 65°C with 0.5 m/s airflow
BOXER-6404-A3-1110	Intel® N2807	—	4	HDMI x 2	1	2	1	CFast™	Mini-Card x 1 (USB Interface)	12V - 24V DC in	-30 ~ 65°C with 0.5 m/s airflow
BOXER-6404-A4-1110	Intel® N2807	—	2	HDMI x 1	1	2	1	CFast™	Mini-Card x 1 (USB Interface)	12V - 24V DC in	-30 ~ 65°C with 0.5 m/s airflow

Packing List

- **125530040C**
  Power Adapter
- **BOXER-6404**

Optional Accessories

- **1702031802**
  Power Cord (US type)
- **1702031803**
  Power Cord (European Type)
- **170203180E**
  Power Cord (Japanese Type)
- **9741236A00**
  WiFi Module & Antenna
- **9741EG25G0**
  4G Module & Antenna (for global)
- **9741640400**
  VESA Mount Kit
- **9741640401**
  DIN Rail Mount Kit
- **9741640402**
  CFast™ Cover Kit

BOXER-6404WT

Wide Temperature Compact Embedded Box PC with Intel® Celeron® J1900/ N2807 Processor SoC

Front View



Rear View



Features

- **Quad GbE LAN Port for Industrial Network Appliance**
- **Dual HDMI Port**
- **USB 3.2 Gen 1 Port Connectivity**
- **Easy Access Storage Bay**
- **Operating in -22°F ~ 167°F (-30°C ~ 75°C) Environment**

Specifications

System	
CPU	Intel® Celeron™ J1900, 2.0 GHz Intel® Celeron™ N2807, 1.58 GHz
Chipset	Intel® System on Chip
System Memory	DDR3L 1333 SODIMM slot x 1, up to 8 GB (J1900) or 4 GB (N2807)
Display Interface	HDMI
Storage Device	CFast™
Ethernet	Intel® I211, 10/100/1000Base-TX x 4
I/O	RS-232 x 1 USB 2.0 x 2 USB 3.2 Gen 1 x 1 HDMI x 2 LAN x 4 CFast™ slot x 1 Antenna holes x 1 Power button Power input
Expansion	Full-size Mini-Card (USB interface only) x 1
Indicator	Power LED on power button
OS support	Windows® 10, Windows® 8.1, Windows® 7, Windows® Embedded 8, Windows® Embedded 7, Linux Fedora
Power Supply	
Power Requirement	12V - 24V with lockable DC jack
Mechanical	
Mounting	VESA (Mounting kit is optional) DIN rail (Mounting kit is optional)
Dimensions (W x H x D)	6.53" x 4.20" x 1.59" (166mm x 106.6mm x 40.5mm)
Gross Weight	3.59 lb (1.63 kg)
Net Weight	2.6 lb (1.17 kg)
Environmental	
Operating Temperature	-22°F ~ 167°F (-30°C ~ 75°C) with wide temperature CFast™ card (according to IEC68-2-14 with 0.5 m/s AirFlow; with industrial devices)
Storage Temperature	-22°F ~ 176°F (-30°C ~ 80°C)
Storage Humidity	95% @ 40°C, non-condensing
Anti-Vibration	5 Grms/ 5 ~ 500Hz/ operation –CFast™ card
Anti-Shock	—
Certification	CE/FCC class A

Note: All specifications are subject to change without notice.

Dimension

Unit: mm

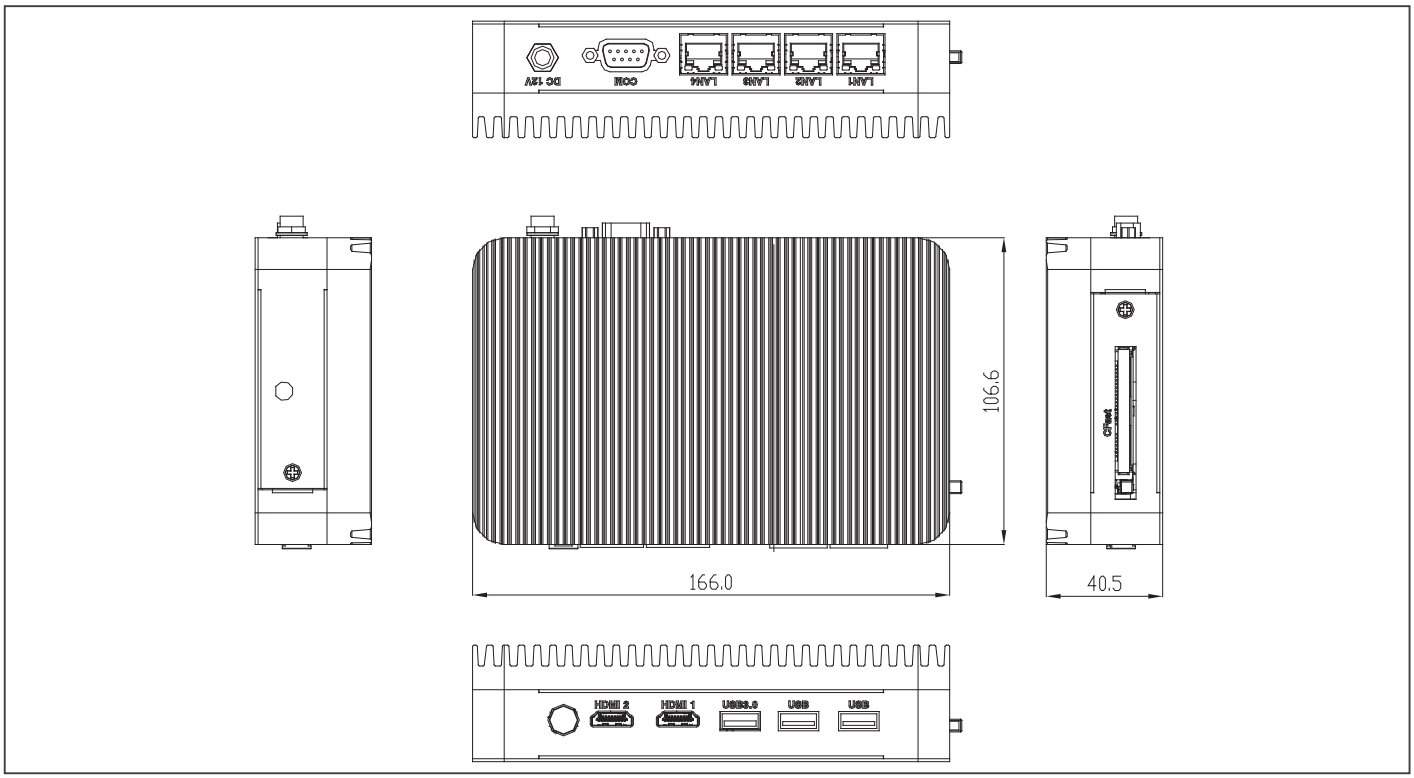

Ordering Information

Part Number	CPU	RAM	LAN	USB 3.2 Gen 1	USB2.0	RS-232	Storage	Display	Expansion	Mounting	Power	Operating Temp.
BOXER-6404WT-A1-1110	Intel® J1900	—	4	1	2	1	CFast™ bay x 1	HDMI x 2	Full size Mini-card slot x 1 (USB signal)	Din Rail/VESA 75	12V - 24V DC in	-22°F ~ 167°F (-30°C ~ 75°C) with 0.5m/s airflow
BOXER-6404WT-A2-1110	Intel® N2807	—	2	1	2	1	CFast™ bay x 1	HDMI x 1	Full size Mini-card slot x 1 (USB signal)	Din Rail/VESA 75	12V - 24V DC in	-22°F ~ 167°F (-30°C ~ 75°C) with 0.5m/s airflow

Packing List

- **125530040C**
  Power Adapter
- **BOXER-6404WT**

Optional Accessories

- **1702031802**
  Power Cord (US type)
- **1702031803**
  Power Cord (European Type)
- **170203180E**
  Power Cord (Japanese Type)
- **9741236A00**
  WiFi Module & Antenna
- **9741EG25G0**
  4G Module & Antenna (for global)
- **9741640400**
  VESA Mount Kit
- **9741640401**
  DIN Rail Mount Kit
- **9741640402**
  CFast™ Cover Kit

BOXER-6450-TGU

Fanless Compact Embedded Computer with 11th Generation Intel® Core™ i7/i5/i3/Celeron Processor

Front View



Rear View



Features

- 11th Gen Intel® Core™ i7/i5/i3/Celeron Processor SoC
- LPDDR4x on board memory, Max. 32 GB
- 2.5GbE Intel i225 + 1GbE Intel i219
- M.2 2280 M Key (PCIE x4 GEN4/SATA) x 1
- Slim Boxer Design
- Support Wide Operating Temperature

LPDDR4 | Gigo LAN | USB 2.0 | USB 3.2 Gen 2 | HDMI | 2.5 GbE

Specifications

System	
CPU	Intel® Core™ i7-1185G7E, 1.80 GHz Intel® Core™ i5-1145G7E, 1.50 GHz Intel® Core™ i3-1115G4E, 2.20 GHz Intel® Celeron® 6305E Processor,1.80 GHz
Chipset	Intel® System on Chip
System Memory	LPDDR4x max 3200 MHz on board memory up to 32GB
Display Interface	HDMI2.0b x 1, 4Kx2K 60Hz
Storage Device	2.5" SATA Drive Bay x 1 Full-size Minicard x 1 for mSATA (optional) M.2 2280 NVMe Slot x 1
Ethernet	RJ-45 x 1 for 2.5GbE LAN i225-LM x 1 RJ-45 x 1 for GbE LAN i219-LM x 1
I/O	USB Type-A x 2 for USB3.2 Gen2 USB Type-A x 4 for USB 2.0 DB-9 x 2 for RS-232/422/485 SMA Antenna Holes x 2 DB-9 for DIO 4 bit x 1 Power Button x 1
Expansion	M.2 M key 2280 x 1 (PCIE + SATA, PCIE Gen4 default) Full-size Minicard x 1 (PCIE + USB + SATA)
Indicator	System Power LED x 1 (Green)
OS support	Windows® 10, Windows® 10 IoT, Ubuntu 20.04.2
Power Supply	
Power Requirement	DC-in 12V x 1 for Lockable DC Jack
Mechanical	
Mounting	Wallmount
Dimensions (W x H x D)	6.54"x 4.65" x 2.2" (166 mm x 118 mm x 56 mm)
Gross Weight	3,3 lb (1.5Kg)
Net Weight	2.20 lb (1Kg)
Environmental	
Operating Temperature	14°F ~131°F (-10°C ~ 55°C), IEC68-2 with 0.5 m/s AirFlow (Turbo boost off)
Storage Temperature	-40˚F ~ 176˚F (-40˚C ~ 80˚C)
Storage Humidity	5 ~ 95% @ 40˚C, non-condensing
Anti-Vibration	SSD: Random, 3.5Grms, 5~500Hz
Anti-Shock	SSD: 50G @ wallmount, Half-sine, 11ms
Certification	CE/FCC class A

Note: All specifications are subject to change without notice.

Dimension

Unit: mm

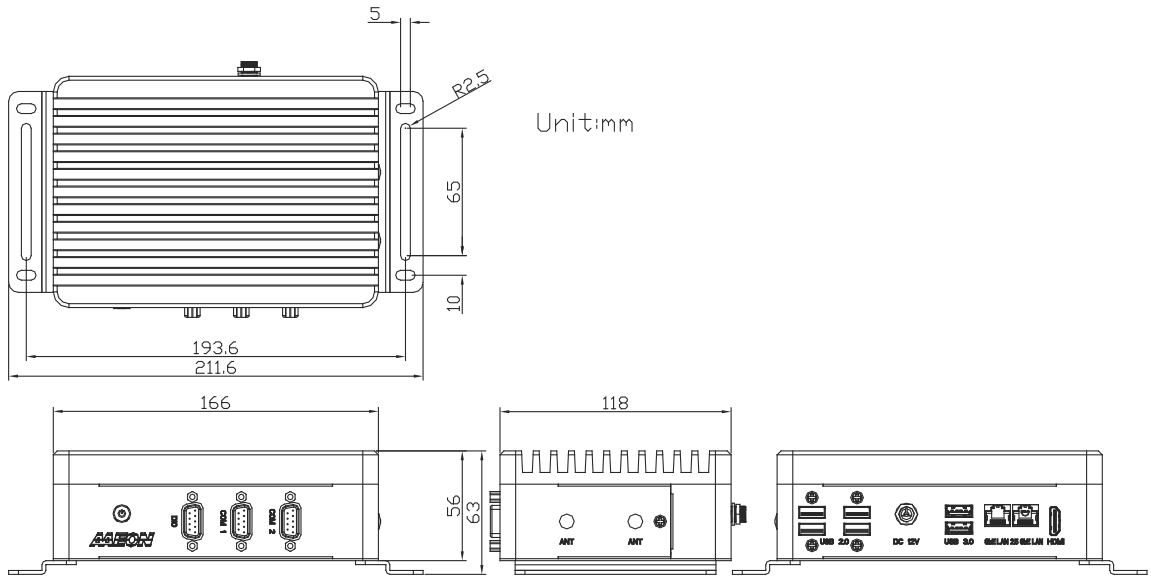

Ordering Information

Part Number	CPU	MEMORY	LAN	USB 3.2 Gen2	USB 2.0	RS-232	RS-232/422/485	Digital I/O	Audio	Storage	Display	Expansion	Mounting	Power	Operation temp.
BOXER-6450-TGU-A1-1010	Intel® Core™ i7-1185G7E	8G	2	2	4	—	2	4 bit	—	2.5" SATA Drive Bay x 1 Full-size Minicard x 1 for mSATA (optional) M.2 2280 NVMe Slot x 1	HDMI x 1	M.2 M key 2280 x 1 (PCIE + SATA, PCIE Gen4 default) Full-size Minicard x 1 (PCIE + USB + SATA)	Wallmount	DC-in 12V x 1 for Lockable DC Jack	14°F ~131°F (-10°C ~ 55°C), IEC68-2 with 0.5 m/s AirFlow (Turbo boost off)
BOXER-6450-TGU-A2-1010	Intel® Core™ i5-1145G7E	8G	2	2	4	—	2	4 bit	—	2.5" SATA Drive Bay x 1 Full-size Minicard x 1 for mSATA (optional) M.2 2280 NVMe Slot x 1	HDMI x 1	M.2 M key 2280 x 1 (PCIE + SATA, PCIE Gen4 default) Full-size Minicard x 1 (PCIE + USB + SATA)	Wallmount	DC-in 12V x 1 for Lockable DC Jack	14°F ~131°F (-10°C ~ 55°C), IEC68-2 with 0.5 m/s AirFlow (Turbo boost off)
BOXER-6450-TGU-A3-1010	Intel® Core™ i3-1115G4E	4G	2	2	4	—	2	4 bit	—	2.5" SATA Drive Bay x 1 Full-size Minicard x 1 for mSATA (optional) M.2 2280 NVMe Slot x 1	HDMI x 1	M.2 M key 2280 x 1 (PCIE + SATA, PCIE Gen4 default) Full-size Minicard x 1 (PCIE + USB + SATA)	Wallmount	DC-in 12V x 1 for Lockable DC Jack	14°F ~131°F (-10°C ~ 55°C), IEC68-2 with 0.5 m/s AirFlow (Turbo boost off)
BOXER-6450-TGU-A4-1010	Intel® Celeron® 6305E	4G	2	2	4	—	2	4 bit	—	2.5" SATA Drive Bay x 1 Full-size Minicard x 1 for mSATA (optional) M.2 2280 NVMe Slot x 1	HDMI x 1	M.2 M key 2280 x 1 (PCIE + SATA, PCIE Gen4 default) Full-size Minicard x 1 (PCIE + USB + SATA)	Wallmount	DC-in 12V x 1 for Lockable DC Jack	14°F ~131°F (-10°C ~ 55°C), IEC68-2 with 0.5 m/s AirFlow (Turbo boost off)

Packing List

- **Wallmount Bracket x2**
- **Screw Package x1**
- **BOXER-6450-TGU**

Optional Accessories

- **125530060Z**
  60W Power Adapter
- **1702031802**
  Power Cord (US type)
- **1702031803**
  Power Cord (European Type)
- **170203180E**
  Power Cord (Japanese Type)
- **9741324A00**
  WiFi Module & Antenna
- **9741EG25G0**
  4G Module & Antenna (for global)

06

Din Rail Fanless BOX PC

06

BOXER-6750

Din Rail Mount Embedded BOX PC with 6th/7th Generation Intel® U Series Processor

Front View



Rear View

Features

- U-Series CPU: Intel® Core™ i3-6100U/i3-7100U/i5-6200U/i5-7200U/ Celeron® 3955U
- DDR4 2133 MHz SODIMM x 1, Memory Max. up to 16GB
- Supports Industrial-grade Intel® GbE LAN x 2
- Supports BIOS Selectable RS-232/422/485 x 4
- VGA + HDMI Dual Display Output
- USB 3.2 Gen 1 x 4
- 8-bit Digital Input and Output x 1 (Optional)
- Wide Range DC 9~30V Input With Power Protection
- Wide Temperature -20 °C ~ 60 °C
- Din-Rail Mount Design

Gigo LAN · DDR 4 · PCI Express · USB 3.2 Gen 1

Specifications

System	
CPU	Intel® Core™ i3-6100U Intel® Celeron® 3955U Intel® Core™ i3-7100U Intel® Core™ i5-7200U Intel® Core™ i5-6200U
Chipset	Intel® System on Chip
System Memory	DDR4 2133MHz SODIMM slot x 1, up to 16GB
Display Interface	HDMI x 1, VGA x 1
Storage Device	mSATA, HDD/SSD
Ethernet	Intel® i210-IT x 2
I/O	RS-232/422/485 x 4 RJ-45 x 2 for GbE (i210IT x 2) USB 3.2 Gen 1 x 4 VGA x 1 HDMI x 1 Antenna Holes x 2 Power Switch Power Input
Expansion	Full-size minicard x 1 (PCIe+USB with SIM slot, optional for mSATA) Full-size minicard x 1 (PCIe+USB)
Indicator	Power LED on power button
OS Support	Windows® 10 (64-bit) Windows® 8.1 (64-bit) Windows® 7 (32/64-bit) Linux
Power Supply	
Power Requirement	9 - 30V with 3-pin terminal block
Mechanical	
Mounting	DIN Rail Mount Wallmount (Monting kit is optional)
Dimensions (W x H x D)	2.72" x 7.2" x 6.1" (69mm x 183mm x 155mm)
Gross Weight	6.1 lb (2.8kg)
Net Weight	3.9 lb (1.8kg)
Environmental	
Operating Temperature	-4°F ~ 140°F (-20°C ~ 60°C) with W.T. SSD/HDD/mSATA (according to IEC68-2-14 with 0.5 m/s AirFlow ; with industrial devices)
Storage Temperature	-49°F ~ 176°F (-45°C ~ 80°C)
Storage Humidity	95% @ 40°C, non-condensing
Anti-Vibration	3 Grms/ 5 ~ 500Hz/ operation – mSATA/SSD 1 Grms/ 5~ 500Hz/ operation – HDD
Certification	CE/FCC class A

Note: All specifications are subject to change without notice.

Dimension

Unit: mm

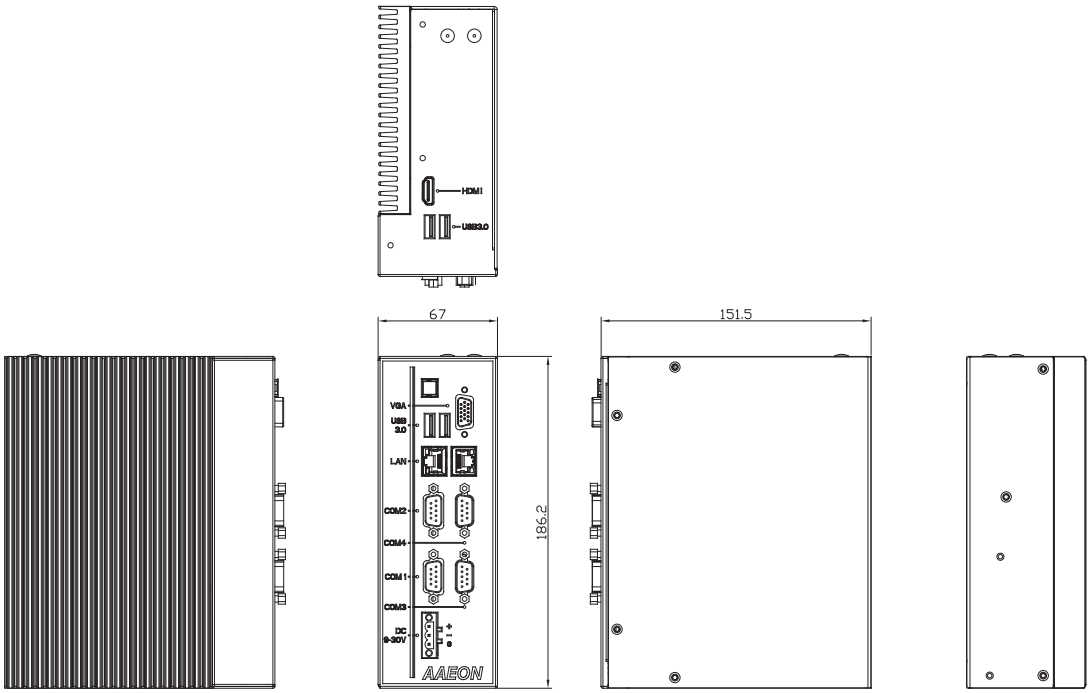

Ordering Information

Part Number	CPU	RAM	LAN	USB 3.2 Gen 1	USB 2.0	RS-232	RS-232/422/485	Digital I/O	Audio	Storage	Display	Expansion	Mounting	Power	Operation temp.
BOXER-6750-A1-1010	Intel® Core™ i3-6100U	—	2	4	—	—	4	—	—	2.5" SATA Drive bay x 1 Optional mSATA x 1	VGA x 1 HDMI x 1	Full-size Minicard x 2	Din Rail Optional Wallmount	9~30V	-20°C ~ 60°C
BOXER-6750-A2-1010	Intel® Celeron® 3955U	—	2	4	—	—	4	—	—	2.5" SATA Drive bay x 1 Optional mSATA x 1	VGA x 1 HDMI x 1	Full-size Minicard x 2	Din Rail Optional Wallmount	9~30V	-20°C ~ 60°C
BOXER-6750-A3-1010	Intel® Core™ i3-7100U	—	2	4	—	—	4	—	—	2.5" SATA Drive bay x 1 Optional mSATA x 1	VGA x 1 HDMI x 1	Full-size Minicard x 2	Din Rail Optional Wallmount	9~30V	-20°C ~ 60°C
BOXER-6750-A4-1010	Intel® Core™ i5-7200U	—	2	4	—	—	4	—	—	2.5" SATA Drive bay x 1 Optional mSATA x 1	VGA x 1 HDMI x 1	Full-size Minicard x 2	Din Rail Optional Wallmount	9~30V	-20°C ~ 60°C
BOXER-6750-A5-1010	Intel® Core™ i5-6200U	—	2	4	—	—	4	—	—	2.5" SATA Drive bay x 1 Optional mSATA x 1	VGA x 1 HDMI x 1	Full-size Minicard x 2	Din Rail Optional Wallmount	9~30V	-20°C ~ 60°C

Packing List

- **Din Rail Bracket x 1**
- **Screw Package x 1**
- **3 Pin DC-In Power Connector x 1**
- **BOXER-6750**

Optional Accessories

- **1255900849**
  Power Adapter
- **1702031802**
  Power Cord (US Type)
- **1702031803**
  Power Cord (Europe)
- **170203180E**
  Power Cord (Japan)
- **9741909A00**
  Wifi 802.11 a/b/g/n + BT 4.0 Kit
- **9741UC20G0**
  3G module Kit

BOXER-6710

Din Rail Mount Embedded BOX PC with Intel® Atom™ Processor N4200 or N3350

Front View



Rear View



Features

- **Slim Design: Min. width 44mm**
- **Designed for Embedded Automation Controller**
- **Gigabit Ethernet x 2, USB x 4**
- **Operate in -20°C ~ 60°C Environment**
- **Support Din Rail Mount**

Giga LAN · DDR 3L · PCI Express · USB 3.2 Gen 1

Specifications

System	
CPU	Intel® Pentium® processor N4200 Intel® Celeron® processor N3350
Chipset	Intel® System on Chip
System Memory	DDR3L 1866 SODIMM slot x 1, up to 8GB
Display Interface	HDMI, VGA
Storage Device	HDD/SSD, optional mSATA
Ethernet	Intel® i211-AT x 2
I/O	VGA x 1 HDMI x 1 RJ-45 x 2 for GbE LAN USB Type A x 4 for USB 3.2 Gen 1 Mic-in x 1 Line-out x 1 RS-232/422/485 x 3 with automatic flow control Power On/Off Button x 1 DC-in 3-pin terminal block (9~24V) x 1
Expansion	Full-size Minicard x 1 w/ SIM Slot Half-size Minicard x 1 (optional for mSATA)
Indicator	Power LED on power button
OS Support	Windows® 10 (64-bit) Windows® 10 IoT (64-bit) Linux Ubuntu 16.04.4
Power Supply	
Power Requirement	9 - 24V with 3-pin terminal block
Mechanical	
Mounting	DIN Rail Mount
Dimensions (W x H x D)	1.73" x 6.54" x 4.17" (44mm x 166mm x 106mm)
Gross Weight	3.08lb (1.4kg)
Net Weight	1.32lb (0.6kg)
Environmental	
Operating Temperature	-4°F ~ 140°F (-20°C ~ 60°C) with W.T. SSD/HDD/mSATA (according to IEC68-2-14 with 0.5 m/s AirFlow ; with industrial devices)
Storage Temperature	-49°F ~ 176°F (-45°C ~ 80°C)
Storage Humidity	95% @ 40°C, non-condensing
Anti-Vibration	3 Grms/ 5 ~ 500Hz/ operation – mSATA/SSD 1 Grms/ 5~ 500Hz/ operation – HDD
Certification	CE/FCC class A

Note: All specifications are subject to change without notice.

Dimension

Unit: mm

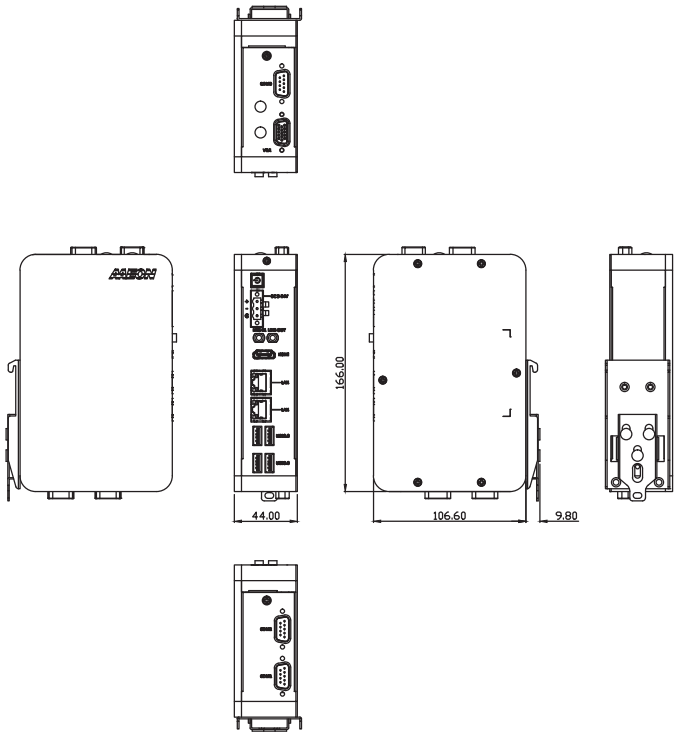

Ordering Information

Part Number	CPU	PCH	RAM	LAN	USB 3.2 Gen 1	USB 2.0	RS-232	RS-232/422/485	Digital I/O	Audio	Storage	Display	Expansion	Mounting	Power	Operation temp.
BOXER-6710-A1-1011	N3350	SoC	—	2	4	—	—	3	—	MIC-in, Line-out	2.5" SATA Drive bay x 1 Optional mSATA x1	VGA x 1 HDMI x 1	Full-size Minicard x 1 Half-size Minicard x1	Din Rail Mount	9~24V	-20°C ~ 60°C
BOXER-6710-A2-1011	N4200	SoC	—	2	4	—	—	3	—	MIC-in, Line-out	2.5" SATA Drive bay x 1 Optional mSATA x1	VGA x 1 HDMI x 1	Full-size Minicard x 1 Half-size Minicard x1	Din Rail Mount	9~24V	-20°C ~ 60°C

Packing List

- **Din Rail Bracket x 1**
- **Screw Package x 1**
- **3 Pin DC-In Power Connector x 1**
- **BOXER-6710**

Optional Accessories

- **125530040F**
  Power Adapter
- **1702031802**
  Power Cord (US Type)
- **1702031803**
  Power Cord (Europe)
- **170203180E**
  Power Cord (Japan)
- **9741238H00**
  WiFi Module & Antenna
- **9741EC20E0**
  4G Module & Antenna(for Europe)

07

Expandable Fanless BOX PC Solutions

07

BOXER-6839

Expandable Fanless Embedded Box PC with 6th/ 7th Generation Intel® Core™ Desktop Processor and PCIe [x4] & PCI Expansion

Front View

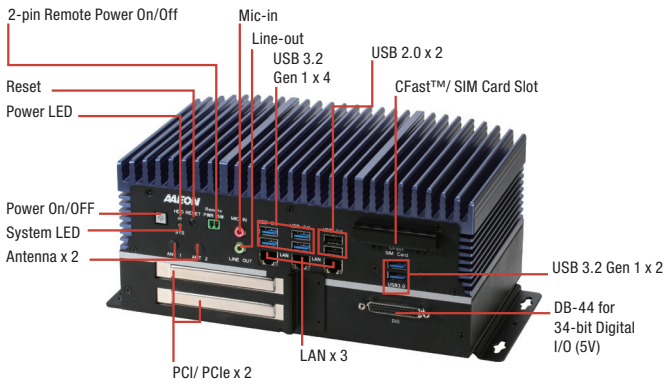

Rear View

Features

- **Extreme Computing Power & Graphic Display Capability**
- **Desktop Grade Socket Type Processor with Longevity Support**
- **DDR4 ECC or Non-ECC SODIMM, Up to 32GB**
- **VGA + HDMI x 2 Triple Display, HDMI 4K Display**
- **PCIe [x4] & PCI Expansion**
- **USB 3.2 Gen 1 x 6**
- **Industrial-grade Intel® GbE LAN x 3**
- **Supports BIOS Selectable RS-232/422/485 x 6**
- **Easy Access Design**
- **Wide Range DC 9~36V Input**
- **34-bit Digital Input and Output**

DDR 4 | Giga LAN | USB 2.0 | USB 3.2 Gen 1 | PCI Express

Specifications

System	
CPU	**7th Generation Intel® Core™ Processor family:** Intel® Core™ i7-7700T, 2.9 GHz Intel® Core™ i5-7500T, 2.8 GHz Intel® Core™ i3-7101TE, 3.4 GHz Intel® Pentium® G4600T, 3.0 GHz Intel® Pentium® G4560T, 2.9 GHz Intel® Celeron® G3930T, 2.7 GHz **6th Generation Intel® Core™ Processor family:** Intel® Core™ i7-6700TE, 2.4 GHz Intel® Core™ i5-6500TE, 2.3 GHz Intel® Core™ i3-6100TE, 2.7 GHz Intel® Pentium® G4500T, 3.0 GHz Intel® Pentium® G4400T, 2.9 GHz Intel® Celeron® G3900T, 2.6 GHz
Chipset	Intel® Q170
System Memory	DDR4 1866/2133 SODIMM slot x 2, up to 32GB
Display Interface	HDMI, VGA
Storage Device	CFast™, HDD/SSD
Ethernet	Intel® I210, 10/100/1000 Base-TX x 3
I/O	RS-232/422/485 x 6 USB Type A x 6 for USB 3.2 Gen 1 USB Type A x 2 for USB 2.0 RJ-45 x 3 for GbE LAN DB-44 for 34-bit Digital I/O (5V) CFast™ slot x 1 SIM card slot x 1 Power On/Off Button x 1 2 pin Remote power on/off Reset switch Mic-in x 1 Line-out x 1 Antenna opening x 2 SYS LED indicator x 1 HDD LED indicator x 1 DB-15 x 1 for VGA HDMI v1.3 x 2 DC-in 3-pin terminal block (9~36V)
Expansion	Full-size Mini-Card x 2 PCIe [x4] x 1 & PCIe [x1] x 1 (for A1) PCIe [x4] x 1 & PCI x 1 (for A2) PCI x 2 (for A3)
Indicator	Power LED HDD active LED
OS Support	**7th Generation Intel® Core™ Processor family:** Windows® 10 IOT (64bit) Ubantu 16.04 above Fedora 25 above CentOS 7.3 above **6th Generation Intel® Core™ Processor family:** Windows® 10 IOT (64bit) Windows® 8.1 (64bit) Windows® embedded 8 standard (64bit) Windows® 7 (64bit/32bit) Windows® embedded standard 7 (32/64bit) Ubantu 16.04 above Fedora 25 above CentOS 7.3 above
Power Supply	
Power Requirement	9 - 36V with 3-pin terminal block
Mechanical	
Mounting	Wallmount
Dimensions (W x H x D)	10.40" x 4.90" x 6.15" (264.2mm x 124.5mm x 156.2mm)
Gross Weight	13.2 lb (6.0 kg)
Net Weight	9.9 lb (4.5 kg)
Environmental	
Operating Temperature	-4°F ~ 131°F (-20°C ~ 55°C) (according to IEC68-2-14 with 0.5 m/s AirFlow; with industrial devices)
Storage Temperature	-49°F ~ 176°F (-45°C ~ 80°C)
Storage Humidity	5~95% @ 40°C, non-condensing
Anti-Vibration	5 Grms/ 5 ~ 500Hz/ operation – SSD/CFast™ card 1 Grms/ 5~ 500Hz/ operation – HDD
Anti-Shock	—
Certification	CE/FCC class A

Note: All specifications are subject to change without notice.

Dimension

Unit: mm

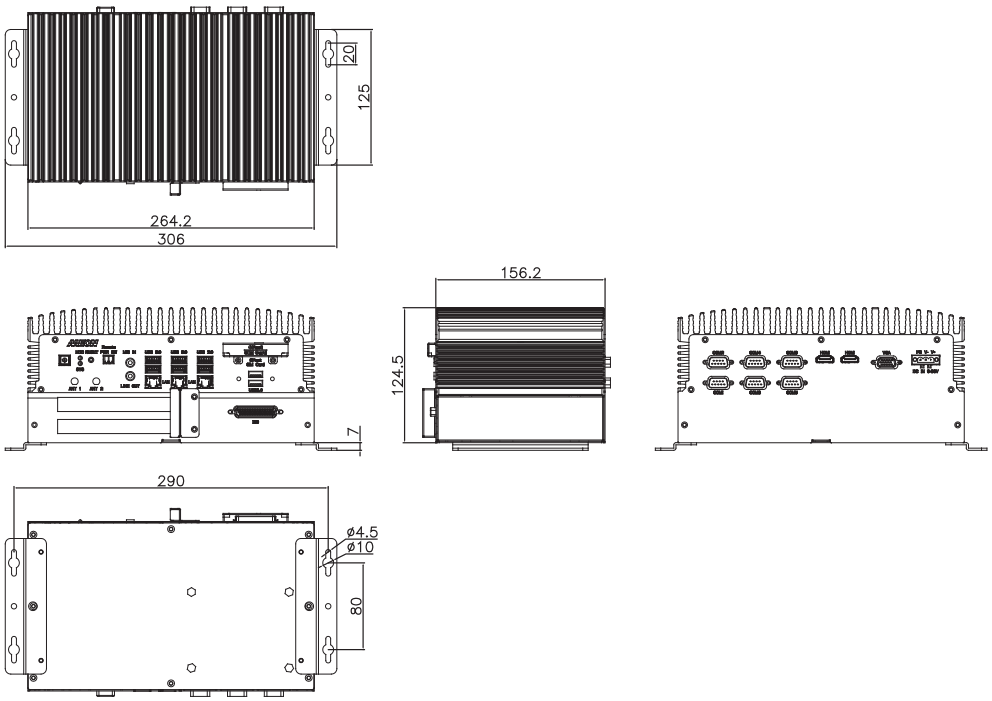

Ordering Information

Part Number	CPU	RAM	LAN	USB 3.2 Gen 1	USB 2.0	RS-232/422/485	Digital I/O	Audio	Storage	Display	Expansion	Mounting	Power	Operating Temp.
BOXER-6839-A1-1010	—	—	3	6	2	6	34 bit	MIC-in x 1 Line-Out x 1	2.5" Drive Bay x 2 CFast™ x 1	VGA x 1 HDMI x 2	PCIE[x4] + PCIE[x1] Full-size Minicard x 2	Wallmount	9~36V DC In	-4°F ~ 131°F (-20°C ~ 55°C)
BOXER-6839-A2-1010	—	—	3	6	2	6	34 bit	MIC-in x 1 Line-Out x 1	2.5" Drive Bay x 2 CFast™ x 1	VGA x 1 HDMI x 2	PCIE[x4] + PCI Full-size Minicard x 2	Wallmount	9~36V DC In	-4°F ~ 131°F (-20°C ~ 55°C)
BOXER-6839-A3-1010	—	—	3	6	2	6	34 bit	MIC-in x 1 Line-Out x 1	2.5" Drive Bay x 2 CFast™ x 1	VGA x 1 HDMI x 2	PCI x 2 Full-size Minicard x 2	Wallmount	9~36V DC In	-4°F ~ 131°F (-20°C ~ 55°C)

Packing List

- **Wallmount Bracket x 2**
- **Screw Package x 1**
- **Thermal Pad x 3**
- **Phoenix Power Connector x 1**
- **BOXER-6839**

Optional Accessories

- **125590120B**
  Power Adapter
- **1702031802**
  Power Cord (US Type)
- **1702031803**
  Power Cord (Europe)
- **170203180E**
  Power Cord (Japan)
- **9741159H00**
  WiFi/Bluetooth Module & Antenna
- **9741EC25E0**
  4G Module & Antenna (For Europe)
- **9741EC25A0**
  4G Module & Antenna (For USA-AT&T)
- **9741EC25V0**
  4G Module & Antenna (For USA-Verizon)

BOXER-6839-CFL

Fanless Embedded Box PC with Socket Type 8th/9th Generation Intel® Processor

Front View



Rear View



Features

- **High Computing Power**
- **Intel Coffee Lake-S LGA 1151 Desktop Processor**
- **Support DDR4 ECC or Non-ECC SODIMM, Up to 64GB**
- **Support HDMI x 2 Double Display**
- **Support USB 3.2 Gen 1 x 8**
- **PCIe [x4] & PCI [x1] Expansion**

Specifications

System	
CPU	Intel® Xeon® E-2124G Intel® i9-9900T Intel® i7-9700TE Intel® i7-8700T Intel® i5-8500T Intel® i3-8100T Pentium® G5400T Celeron® G4900T
Chipset	C246
System Memory	DDR4-2666 SO-DIMM slot x 2 Up to 64GB, ECC or Non-ECC Support
Display Interface	HDMI x 2
Storage Device	2.5" SATA HDD/SSD Bay x 2
Ethernet	RJ-45 x 4 for GbE LAN (i211-AT x 3, i219-LM x 1)
I/O	HDMI x 2 RJ-45 x 4 for GbE LAN (i211 x 3, i219 x 1) USB 3.2 Gen 1 x 8 DB-9 x 6 for RS-232/422/485 Audio x 1 (MIC-in, Line-out) DB-15 for DIO 8 bit x 1 3 pin 10~35V Power Input x 1 Power Button x 1 Remote Power switch x 1 Reset Button x 1
Expansion	Full-size Mini card x 1 (PCIe) Full-size Mini card x 1 ((PCIe/mSATA switch by BIOS, Default: mSATA) SIM slot x 1 PCIE slot : Riser card type 1: PCIe[x4] slot x 1 & PCIe[x1] x 1 (A1) Riser card type 2: PCIe[x4] slot x 1 & PCI x 1 (A2) Riser card type 3: PCI x 2 (A3) Max. size of expansion card 150 x 105 x 40 mm
Indicator	HDD LED x 1 System LED x 1
OS Support	Windows® 10 64-bit, Linux Ubuntu 20.04
Power Supply	
Power Requirement	3-pin Phoenix DC Input 10~35V
Mechanical	
Mounting	Wallmount
Dimensions (W x H x D)	264mm x 156mm x 125mm
Gross Weight	13.2 lb (6.0 kg)
Net Weight	9.9 lb (4.5 kg)
Environmental	
Operating Temperature	-4°F ~131°F (-20°C ~ 55°C) with 0.5 m/s airflow (with TDP ≦ 35W CPU) -4°F~113°F (-20°C ~45°C) with 0.5 m/s airflow (with TDP > 35W CPU)
Storage Temperature	-49°F ~ 176°F (-45°C ~ 80°C)
Storage Humidity	5~95% @ 40°C, non-condensing
Anti-Vibration	5 Grms/ 5 ~ 500Hz/ operation –SSD
Anti-Shock	SSD: 50G @ wallmount, Half-sine, 11ms
Certification	CE/FCC class A

Note: All specifications are subject to change without notice.

Dimension

Unit: mm

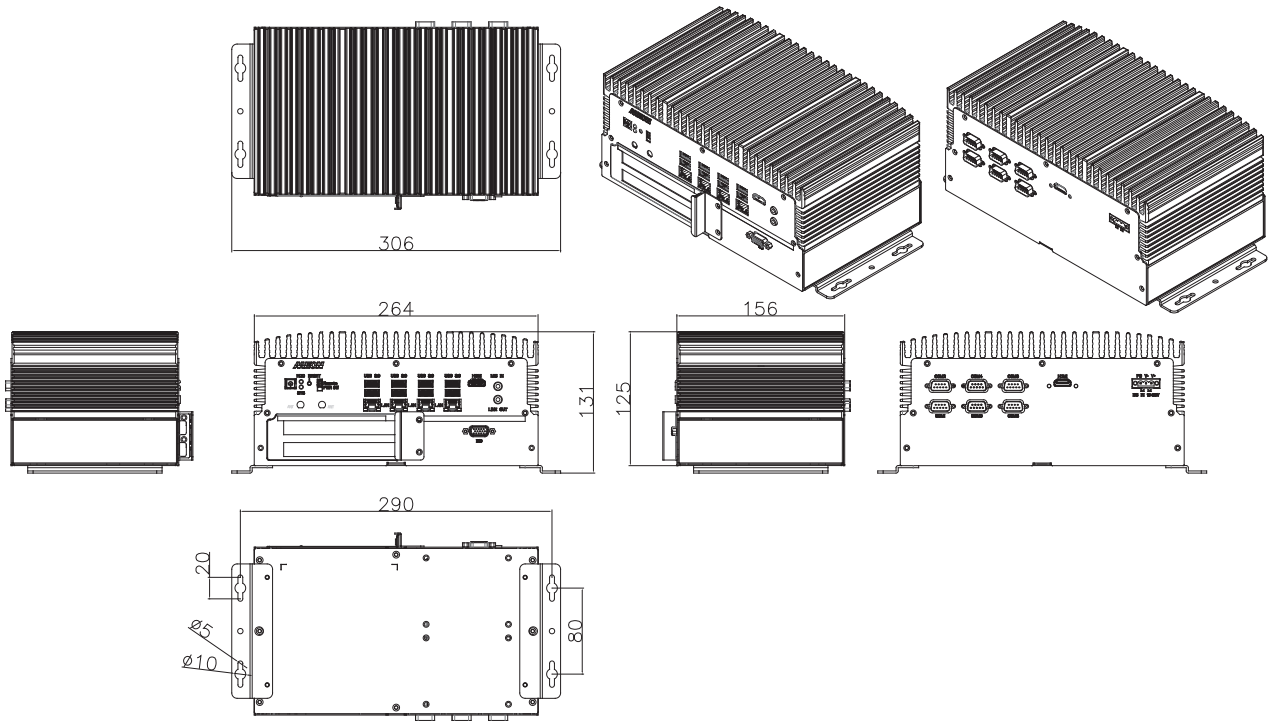

Ordering Information

Part Number	CPU	PCH	LAN	USB 3.2 Gen1	RS-232/422/485	Digital I/O	Audio	Storage	Display	Expansion	Mounting	Power	Operation temp.
BOXER-6839-CFL-A1-1010	—	C246	4	8	6	8 bit	Mic-in x 1 Line-out x 1	2.5" SATA Drive Bay x 2	HDMI x 2	PCIE [x4] x 1 + PCIE[x1] x 1 Full-size Minicard x 2	Wallmount	DC-in 10-35V x 1 for 3-pin Terminal Block	-4°F ~131°F (-20°C ~ 55°C), IEC68-2 with 0.5 m/s AirFlow (with TDP ≤ 35W CPU) ' -4°F ~113°F (-20°C ~ 45°C), IEC68-2 with 0.5 m/s AirFlow (with TDP 35W > CPU)
BOXER-6839-CFL-A2-1010	—	C246	4	8	6	8 bit	Mic-in x 1 Line-out x 1	2.5" SATA Drive Bay x 2	HDMI x 2	PCIE [x4] x 1 + PCI x 1 Full-size Minicard x 2	Wallmount	DC-in 10-35V x 1 for 3-pin Terminal Block	-4°F ~131°F (-20°C ~ 55°C), IEC68-2 with 0.5 m/s AirFlow (with TDP ≤ 35W CPU) ' -4°F ~113°F (-20°C ~ 45°C), IEC68-2 with 0.5 m/s AirFlow (with TDP 35W > CPU)
BOXER-6839-CFL-A3-1010	—	C246	4	8	6	8 bit	Mic-in x 1 Line-out x 1	2.5" SATA Drive Bay x 2	HDMI x 2	PCI x 2 Full-size Minicard x 2	Wallmount	DC-in 10-35V x 1 for 3-pin Terminal Block	-4°F ~131°F (-20°C ~ 55°C), IEC68-2 with 0.5 m/s AirFlow (with TDP ≤ 35W CPU) ' -4°F ~113°F (-20°C ~ 45°C), IEC68-2 with 0.5 m/s AirFlow (with TDP 35W > CPU)

Packing List

- **Wallmount Bracket x 2**
- **Screw Package x 1**
- **Thermal Pad x 3**
- **Phoenix Power Connector x 1**
- **BOXER-6839-CFL**

Optional Accessories

- **125590120B**
  120W Power Adapter
- **1255302300**
  230W Power Adapter
- **1702031802**
  Power Cord (US Type)
- **1702031803**
  Power Cord (Europe Type)
- **170203180E**
  Power Cord (Japan Type)
- **9741324A00**
  WiFi/Bluetooth Module & Antenna
- **9741EG25G0**
  4G Module & Antenna (For Global)

BOXER-6840-CFL

High Computing Power Embedded Controller with 8th/9th Generation Intel® Processor

Front View



Rear View



Features

- **High Computing Power**
- **Intel Coffee Lake-S LGA 1151 Desktop Processor**
- **HDMI x2 for Dual Display**
- **Support C246 PCH**
- **Support PCIEx16 + PCIEx4**
- **Single Power Input (for both System & one Graphics Card)**

Specifications

System	
CPU	Intel® Xeon® E-2124G Intel® Core™ i9-9900T Intel® Core™ i7-8700T Intel® Core™ i5-8500T Intel® Core™ i3-8100T Intel® Pentium® G5400T Intel® Celeron® G4900T Note: Support max. TPD 71W Processor
Chipset	C246, No H310 downward support
System Memory	DDR4 SO-DIMM socket x4 (double deck) Support max. 2666MHz up to 128GB Support un-buffered and ECC / non-ECC type SODIMM
Display Interface	HDMI 1.4 x2 Support Dual Independent Display, 4K Ultra HD displays
Storage Device	2.5" SATA Drive Bay x2 (4 SATA Port w/ RAID Function) Half-size Minicard x1 for mSATA (optional) M.2 2280 NVMe slot x1
Ethernet	RJ-45 x3 for GbE LAN (Intel i211AT x2, i219LM x1)
I/O	USB Type-A x6 for USB3.2 Gen1 DB9 x4 For RS-232/422/485 Mic-in x1, Line-out x1 Power ON/OFF switch x1 Remote power on/off connector x1 Reset switch x1 SMA Antenna Holes x3
Expansion	Full-size Minicard x1 (PCIE + USB with 1 SIM Slot) Half-size Minicard x1 (PCIE + USB, optional for mSATA) M.2 M key (2280) x1 (PCIEx4) PCIE [x4] x1 PCIE [x16] x1 - Max. Power Consumption of GPU card 250W - Max. Size of GPU card 250mm x 125mm x 20mm Note: If the GPU card dimension is 250mm x 125mm x 40mm, we can change the riser card inside to support.
Reserved Connector	Internal, SATA x 2; Internal, 8bit DIO x 1; Internal, USB 2.0 x 4; Internal, LPC x 1; Internal, Secondary System Fan Connector x 1
Indicator	System Power LED x1 (Green) Storage Active LED x1 (Red)
OS Support	Windows® 10 Enterprise 64 bit Ubuntu 20.04.1/Kernel 5.4
Power Supply	
Power Requirement	DC In 12~24V x1 for 3-pin Terminal block
Mechanical	
Mounting	Wallmount
Dimensions (W x H x D)	8.66" x 5.91" x 12.6" (220 mm x 150 mm x 320 mm)
Gross Weight	17.64 lb (8 kg)
Net Weight	15.43 lb (7 kg)
Environmental	
Operating Temperature	-4°F~140°F (-20°C ~ 60°C) IEC68-2 with 0.5 m/s AirFlow
Storage Temperature	-49°F ~ 176°F (-45°C ~ 80°C)
Storage Humidity	5 ~ 95% @ 40°C, non-condensing
Anti-Vibration	SSD: Random, 1Grm,5~500Hz
Anti - Shock	SSD: 50G @ wallmount, Half-sine, 11ms
Certification	CE/FCC class A , UKCA

Note: All specifications are subject to change without notice.

Dimension

Unit: mm

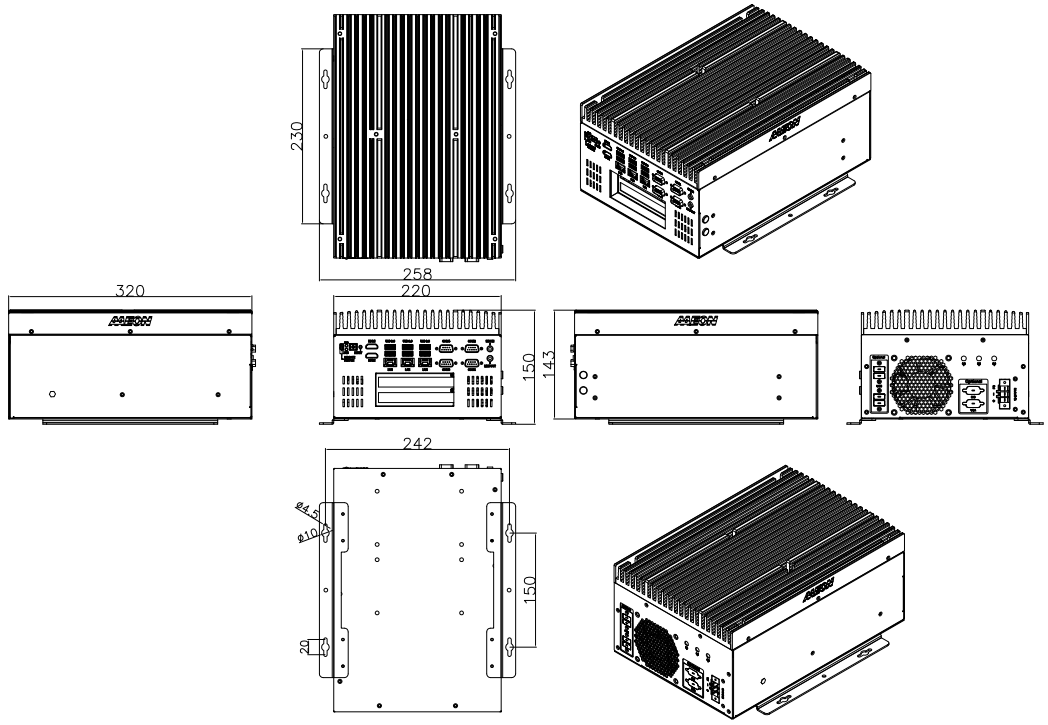

Ordering Information

Part Number	CPU	PCH	LAN	USB 3.2 Gen1	USB 2.0	RS-232	RS-2/422/485	Digital I/O	Audio	Storage	Display	Expansion	Mounting	Power	Operation temp.
BOXER-6840-CFL-A1-1010	—	C246	3	6	—	—	4	—	Mic-in, Line-out x1	2.5" SATA Drive bay x2 mSATA x1 (optional) M.2 2280 NVMe SSD slot x1	HDMI x2	Full-size Minicard x1 Half-size Minicard x1 M.2 M key (2280) x1 PCIE [x4] x1 PCIE [x16] x1	Wallmount	DC In 12~24V with 3-pin terminal block	-20°C ~ 60°C with 0.5m/s airflow

Packing List

- **Wallmount Bracket x2**
- **3 Pin DC-in Power Connector x1**
- **Screw Package x1**
- **Thermal Pad Package x1**
- **BOXER-6840-CFL**

Optional Accessories

- **963X000008**
  Securing Bracket for Expansion Card
- **1255901209**
  120W Power Adapter
- **1255902400**
  240W Power Adapter
- **1255903300**
  330W Power Adapter
- **1255X00021**
  480W Power Adapter (DIN Rail)
- **1702031802**
  Power Cord (US type)
- **1702031803**
  Power Cord (European Type)
- **170203180E**
  Power Cord (Japanese Type)
- **9741324A00**
  WiFi Module & Antenna
- **9741EG25G0**
  4G Module & Antenna (for global)

08

Transportation BOX PC Solutions

08

BOXER-6313U

In-Vehicle Box PC with Intel® Atom™ E3845, 1.91 GHz Processor

Front View



Rear View



Features

- **Intel® Atom™ E3845, 1.91 GHz Processor, Optional for J1900, N2807**
- **Supports OVP/UVP/Reverse Protection, On/Off Delay and Battery Protection**
- **Fanless Operation**
- **Mini PCIe x 3 and SIM x3**
- **Onboard CANBUS/ GPS**
- **Supports DC +12V or DC +24V Vehicle Power and ACC Function**

DDR 3L · 1000 Gigo LAN · USB 2.0 · USB 3.2 Gen 1 · Fanless · CE · FC

Specifications

System	
CPU	Intel® Atom™ E3845, 1.91 GHz
Chipset	Intel® System on Chip
System Memory	DDR3L 1066/1333 SODIMM slot x 1, up to 8 GB
Display Interface	HDMI, VGA
Storage Device	2.5" HDD bay x 2
Ethernet	Intel® I211, 10/100/1000 Base-TX x 2
I/O	RS-232/422/485 x 2 isolated RS-232 x 2 USB 3.2 Gen 1 x 1 USB 2.0 x 3 HDMI x 1 VGA x 1 LAN x 2 2 Channel CANBUS x 1 Mic-in x 1 Line-out x 1 Antenna hole x 4 Power on/off LED button x 1 Power input
Expansion	Full-size Mini-Card x 3 with SIM slot x 3
Indicator	Power LED on power button HDD active LED
OS support	Windows® 10, Windows® 8.1, Windows® 7, Linux Fedora
Power Supply	
Power Requirement	9-30V with 3-pin terminal block
Mechanical	
Mounting	Wallmount
Dimensions (W x H x D)	10.55" x 6.48" x 2.00" (268mm x 164.6mm x 51mm)
Gross Weight	9.0 lb (4.1 kg)
Net Weight	6.6 lb (3.1 kg)
Environmental	
Operating Temperature	5°F ~ 149°F (-15°C ~ 65°C)(according to IEC60068-2, with 0.5m/s AirFlow)
Storage Temperature	-40°F ~ 176°F (-40°C ~ 80°C)
Storage Humidity	95% @ 40°C, non-condensing
Anti-Vibration	3 Grms/ 5~ 500Hz/ operation – CFast™
Certification	CE/FCC class A, E13, ISO7637

Note: All specifications are subject to change without notice.

Dimension

Unit: mm

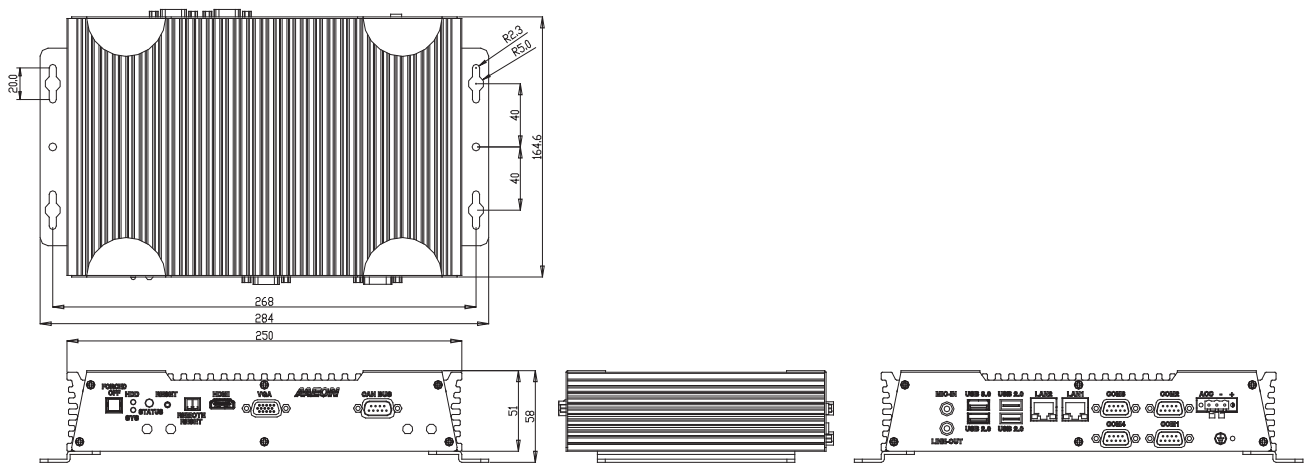

Ordering Information

Part Number	CPU	RAM	LAN	POE	USB 3.2 Gen 1	USB 2.0	RS-232	RS-232 /422/485	DIO	Audio	Storage	Display	Expansion	Mounting	Power	Temp.
BOXER-6313U-A1-1010	Intel® Atom™ E3845 1.91 GHz	—	2	—	1	3	2	2	—	MIC-in x 1 Line-Out x 1	2.5" Drive Bay x 2	VGA x 1 HDMI x 1	Full-size Minicard x 3	Wallmount	DC12V Battery	-15°C ~ 65°C
BOXER-6313U-A2-1010	Intel® Atom™ E3845 1.91 GHz	—	2	—	1	3	2	2	—	MIC-in x 1 Line-Out x 1	2.5" Drive Bay x 2	VGA x 1 HDMI x 1	Full-size Minicard x 3	Wallmount	DC24V Battery	-15°C ~ 65°C

Packing List

- **Phoenix 2-pin Remote Reset Connector x 1**
- **GPS Antenna x 1**
- **Screw Pack x 1**
- **Wallmount Bracket x 2**
- **RAM Thermal Kit x 1**
- **BOXER-6313U**

Optional Accessories

- **9751640300**
  4G (EU) & GPS Module Kit
- **9751640301**
  4G (US) & GPS Module Kit
- **9741C50W04**
  WiFi 802.11 b/g/n + BT 3.0 Kit

09

Multi-PoE & Fanless Appliance

09

VPC-5600S

Multi-PoE & Fanless Appliance with 7th Generation Intel® Processor

TAIWAN EXCELLENCE 2018

COMPUTEX d&i awards 2017 by iF

Front View



Rear View



Project Base

Features

- **In-Vehicle Platform**
- **260-pin DDR4 2133 MHz SODIMM x 2, up to 32 GB**
- **Intel® Integrated Graphics Engine Supports Two Display by HDMI x 1, DP x 1**
- **Realtek® Ethernet Connection x 6 Ports (including 4 x PoE Ports). 8 x PoE Ports support is project based**
- **Mini-PCIe Socket x 3 (Full-size x 2 & Half-size x 1), mSATA Slot x 1 (Optional)**
- **Built-in CAN 2.0B. Optional OBDII Function (SAE J1939/J1708) (UART Interface)**
- **E-Mark Certified**

DDR 4 | 1000 Giga LAN | USB 3.2 Gen 1 | E13 | CE | FC

Specifications

System	
Form Factor	Multi-PoE & Fanless Appliance
Processor	Intel® 7th Gen. Core™ i3/i5/i7 Processor (Default: i3-7100U; Project base: i5-7300U, i7-7600U)
Chipset	—
Main Memory	Up to 32GB, DDR4 260-pin SODIMM
Display	HDMI x 1, DP x 1
Ethernet	LAN x 2 + 4 PoE Ports (Up to 8 PoE ports), RTL8111E 10/100/1000 Base
Smart PoE	4 ports (Max. 8 ports), sharing 60W of power budget for every four PoE ports.
RAID support	0/1
Expansion Slot	Mini-Card slot x 3 (USB2.0 x 2 + PCIe & USB 2.0 x 1) Built-in CAN 2.0B x 1
GPS, G-Sensor	On board (GPS/GLONASS), G Sensor
Front I/O Panel	Power Button x 1 3G/4G/WIFI LED x 3 USB 3.2 Gen 1 x 4 GbE port (RJ-45) x 2 PoE LAN x 4 (IEEE 802.3 at/af), Max. 8 ports DP x 1 Reset Button x 1
Rear I/O Panel	DC-In power x 1 Remote Power x 1 8-bit DIO x 1, 4-ch digital input (Wet/dry contact with Isolation Protection 3,000 VDC) , 4-ch digital output (Compatible 5 V/TTL, 31 mA max. per channel) DC 12V/1A Output x 1 RS-232/422/485 x 2 HDMI x 1 CanBus connector x 1, Audio Line-out x 1, Mic-In x 1 SIM slot x 2
Storage	
HDD Tray	2.5" SSD x 2
CF/CFast/mSATA Slot	mSATA Slot x 1 (If mSATA x 1 used, then only one SATA available)
Environmental	
Operating Temperature	-4°F ~ 158°F (-20°C ~ 70°C); Project base, -40°C ~ 85°C
Storage Temperature	-40°F ~ 185°F (-40°C ~ 85°C)
Storage Humidity	10%~80% @40°C, non-condensing
Vibration/Shock	MIL-STD-810G
Certification	CE & FCC Class A, EMARK
Power Requirement	
Power Supply	DC 10-36V, with ignition pin
Mechanical	
Removable HDD Tray	Hot swappable 2.5'' SSD x 2 (Project base) via extension module
Internal System HDD Bay	2.5" HDD x 2
Dimension	6.85'' x 7.87" x 2.52" (174mm x 200mm x 64mm)
Gross Weight	5.7 lb (2.6 kg)
Note	—

Note: All specifications are subject to change without notice.

Dimension

Unit: mm

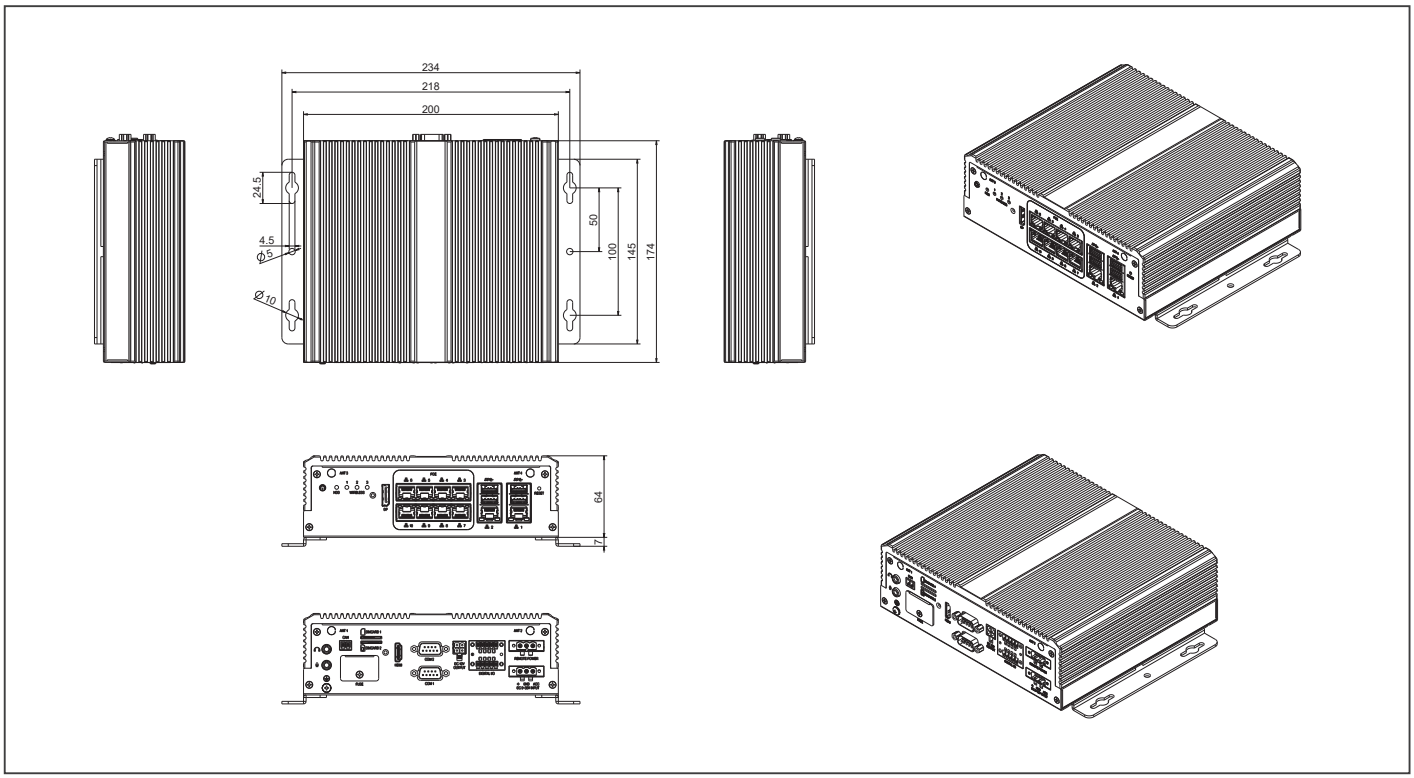

Ordering Information

Part Number	Chipset	RAM	Cooler	Storage	RAID Support	Display	LAN	PoE	USB	RS-232	RS-232/422/485	Expansion Slot	Form Factor	Power
VPC-5600S-I43-A10-W1	Intel® i3-7100U	260-pin SODIMM	Fanless	Supporting 2.5" SSD x 2 (Supporting 2.5'' SSD x 1, mSATA x 1, by project base)	0/1	DP x 1, HDMI x 1	GbE x 2	4 Ports	USB 3.2 Gen 1 x 4	—	2	Mini-Card x 3 Built-in CAN2.0B x 1	Desktop	DC 10-36V

Packing List

- **Wall mount bracket**
- **SATA cable x 2,**
- **Power cable x 2 (for SATA)**
- **VPC-5600S**

Optional Accessories

- **9741236A00**
  WiFi module kit, 802.11ac/a/b/g/n.BT4.2.USB Signal.SparkLan.WPET-236ACN(BT).W/2 sets of cable&antenna
- **978966660G**
  GPS Antenna
- **9741EG25G0**
  PCIe mimi card 4G LTE module kit Global Band W/SIM holder w/ Cable & antenna
- **1702031803**
  Power Cord.3P-250V 10A 180D.1.8M.VDE.FAN-JET.YP-22/YC-12 (Euro)
- **1702031802**
  Power Cord.3P-125V 10A 180D.1.8M.USA.FANJET.YP12/YC-12 (USA)
- **170203180E**
  Power Cord. 3P. 125V/7A. 1. 8M. PSE YP12/YC12 Certificat (JPN)
- **9651560001**
  Package of VPC-5600S mating connectors

VPC-3350S

Multi-PoE & Fanless Appliance with Intel® Pentium®/ Celeron®/ Atom™ Processor

Front View



Rear View



Features

- **Mobile Industrial Platform**
- **204-pin Single Channel DDR3L 1866 MHz SODIMM up to 8 GB**
- **Intel® Integrated Graphics Engine Supports Two Display by HDMI x 1, DP x 1**
- **Intel® Ethernet Connection x 5 Ports (including 4 x PoE Ports)**
- **Full Mini-PCIe Socket x 2 (USB + PCIe); (Support up to Mini-PCIe Socket x 4, In-vehicle platform)**
- **Built-in CANBus, GPS & G-Sensor (In-vehicle platform)**
- **eMark Compliance Available Per Project Basis**

Specifications

System	
Form Factor	Multi-PoE & Fanless Appliance
Processor	Intel® Pentium®/ Celeron®/ Atom™ Processor (Default: E3940; Project base: N4200/N3350, or E3950 w/ customized chassis)
Chipset	—
Main Memory	Up to 8GB, DDR3L 204-pin SODIMM
Display	HDMI x 1, DP x 1
Ethernet	Intel® i211 (colay i210)
Smart PoE	4 ports, sharing 60W of power budget for every four PoE ports
RAID support	—
Expansion Slot	Mini-Card slot x 2 (USB 2.0 + PCIe, full size), up to 4 slots (In-vehicle platform) SATA x 1 Built-in CANBus (In-vehicle platform)
GPS, G-Sensor	Built-in GPS & G-Sensor (In-vehicle platform)
Front I/O Panel	Power Button x 1 Reset Button x 1 Power/HDD, LED x 2 USB 3.2 Gen 1 x 2 GbE port (RJ-45) x 1 PoE LAN x 4 (IEEE 802.3 at/af) HDMI x 1 CanBus connector x 1 (In-vehicle platform) RS-232 x 3 (In-vehicle platform)
Rear I/O Panel	DC-In power x 1 8-bit DIO x 1, 4-ch digital input , 4-ch digital output RS-232/422/485 x 2 DP x 1 Audio Line-out x 1, Mic-In x 1 Micro SIM slot x 2
Storage	
HDD Tray	2.5" HDD/SSD Bay x 1
CF/CFast/mSATA Slot	—
Environmental	
Operating Temperature	-4°F ~ 158°F (-20°C ~ 70°C)
Storage Temperature	-40°F ~ 185°F (-40°C ~ 85°C)
Storage Humidity	10%~80% @40°C, non-condensing
Vibration/Shock	MIL-STD-810G
Certification	CE & FCC Class A, eMark Compliance Available Per Project Basis
Power Requirement	
Power Supply	DC 12-24V; DC9-36V with power ignition (In-vehicle platform)
Mechanical	
Removable HDD Tray	—
Internal System HDD Bay	—
Dimension	6.3" x 5.28" x 2.44" (160mm x 134mm x 62mm) 6.3" x 5.28" x 2.95" (160mm x 134mm x 75mm), In-vehicle platform.
Gross Weight	3.96 lb (1.8 kg)
Note	—

Note: All specifications are subject to change without notice.

Dimension

Unit: mm

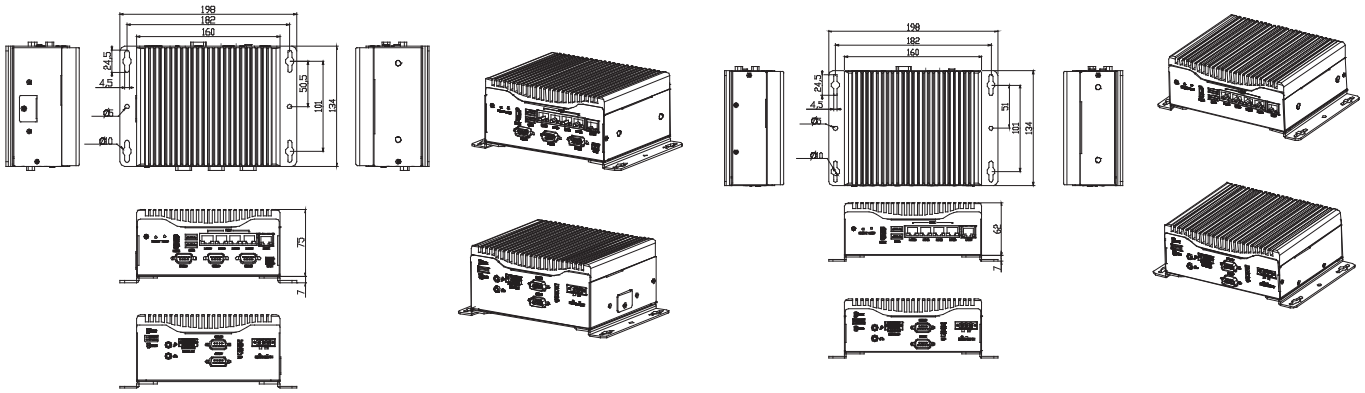

In-vehicle config. by project base

VPC-3350S-I4-A10-00

Ordering Information

Part Number	Processor	RAM	Cooler	Storage	RAID Support	Display	LAN	PoE	USB	RS-232	RS-232/422/485	Expansion Slot	Form Factor	Power
VPC-3350S-I4-A10-00	Intel® Atom®x5 E3940	DDR3L 204-pin SODIMM	Fanless	Supporting 2.5" SSD x 1 (Optional SKU: Supporting additional mSATA x1 & eMMC)	—	DP x 1, HDMI x 1	GbE x 1	4 Ports	USB 3.2 Gen 1 x 2	—	2	Mini-Card x 2	Desktop	DC 12-24V

Packing List

- **SATA cable x 1**
- **Power cable x 1 (for SATA)**
- **VPC-3350S**

Optional Accessories

- **9741236A00**
  WiFi module kit, 802.11ac/a/b/g/n.BT4.2.USB Signal.SparkLan.WPET-236ACN(BT).W/2 sets of cable&antenna
- **978966660G**
  GPS Antenna
- **9741EG25G0**
  PCIe mimi card 4G LTE module kit Global Band W/SIM holder w/ Cable & antenna
- **1702031803**
  Power Cord.3P-250V 10A 180D.1.8M.VDE.FAN-JET.YP-22/YC-12 (Euro)
- **1702031802**
  Power Cord.3P-125V 10A 180D.1.8M.USA.FANJET.YP12/YC-12 (USA)
- **170203180E**
  Power Cord. 3P. 125V/7A. 1. 8M. PSE YP12/YC12 Certificat (JPN)
- **9651335001**
  Package of VPC-3350S mating connectors

VPC-3300S

Multi-PoE & Fanless Appliance with Intel® Celeron® J1900 Processor SoC

Front View



Rear View



Features

- **In-Vehicle Platform**
- **204-pin Single Channel DDR3L 1600 MHz SODIMM up to 8 GB**
- **Intel® Integrated Graphics Engine Supports Dual Independent Display by VGA x 1, HDMI x 1**
- **Realtek® Ethernet Connection x 6 w/4 Port PoE**
- **Mini-PCIe Socket x 3 (Full Card Size) , (1 x w/ USB)**
- **Built-in CAN 2.0B. Optional OBDII Function (SAE J1939/J1708)(UART Interface)**
- **EMARK Ceritified**

DDR 3L · 1000 Giga LAN · USB 2.0 · USB 3.2 Gen 1 · E13 · CE · FC

Specifications

System	
Form Factor	Multi-PoE & Fanless Appliance
Processor	Intel® Celeron® J1900 Processor
Chipset	Quad Core SoC
Main Memory	Up to 8GB, DDR3L 204-pin SODIMM
Display	VGA x 1, HDMI x 1
Ethernet	10/100/1000Base-TX x 6
Smart PoE	4 ports, RJ-45 ports support IEEE 802.3 at/af with total PoE Power budget of 60W
RAID support	—
Expansion Slot	Mini-Card x 3, Built-in CAN 2.0B x 1
GPS, G-Sensor	On board (GPS/GLONASS)
Front I/O Panel	Power Button x 1 Power Input x 1 Remote Power x 1 3G/4G/WIFI LED x 3 SIM slot x 2 HDD LED x 1 CanBus connector x 1 8bit DIO x 1, 4-ch digital input (Wet/dry contact with Isolation Protection 3,000 VDC) , 4-ch digital output (Compatible 5 V/TTL, 31 mA max. per channel)
Rear I/O Panel	VGA out x 1, HDMI x 1 GbE port (RJ-45) x 2 PoE LAN x 4 USB2.0 x 2, USB 3.2 Gen 1 x 1 Audio Line-out x 1, Mic-In x 1
Storage	
HDD Tray	2.5" HDD/SSD Bay x 1
CF/CFast/mSATA Slot	mSATA Slot x 1 (deafult; colay w/ 2.5" HDD x 1)
Environmental	
Operating Temperature	-4°F ~ 158°F (-20°C ~ 70°C)
Storage Temperature	-40°F ~ 185°F (-40°C ~ 85°C)
Storage Humidity	10%~80% @40°C, non-condensing
Vibration/Shock	MIL-STD-810G
Certification	CE & FCC Class A, EMARK
Power Requirement	
Power Supply	DC 9-36V, with Ignition Pin
Mechanical	
Removable HDD Tray	2.5" HDD x 2 (Optional, MOQ apply)
Internal System HDD Bay	2.5" HDD x 1 (Optional SKU if support HDD x 2)
Dimension	6.85" x 7.87" x 2.36" (174mm x 200mm x 60mm)
Gross Weight	5.7 lb (2.6 kg)
Note	—

Note: All specifications are subject to change without notice.

Dimension

Unit: mm

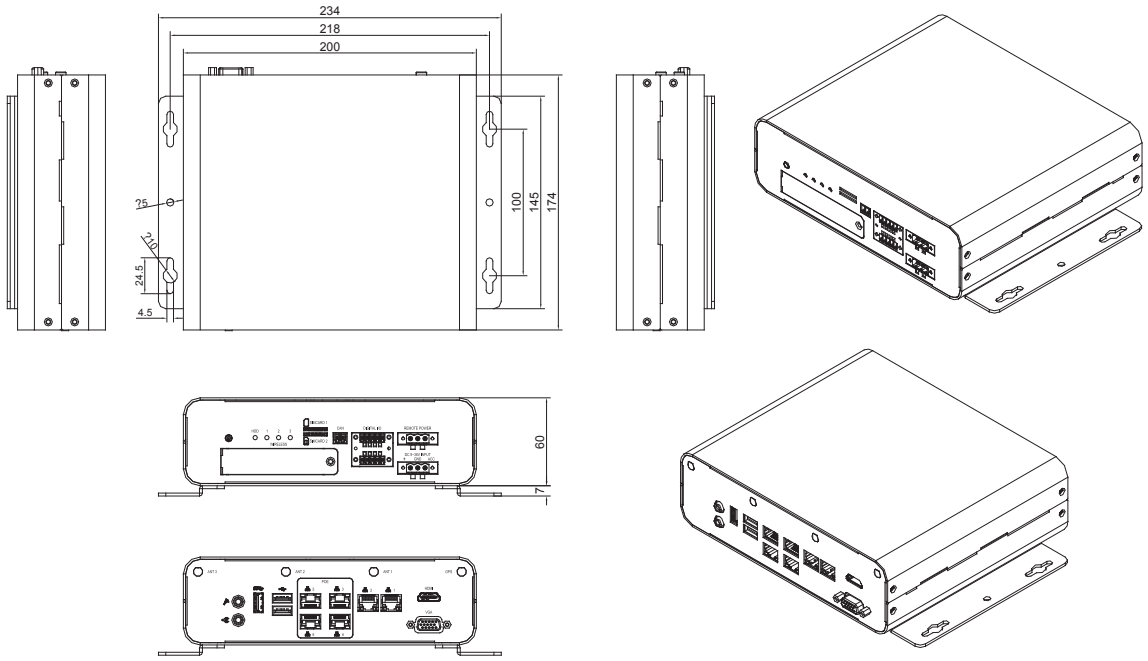

Ordering Information

Part Number	Chipset	RAM	Cooler	Storage	Display	LAN	PoE	USB	RS-232	RS-232/422/485	Expansion Slot	Form Factor	Power
VPC-3300S-I4-A10-W1	Intel® J1900 SoC	8 GB, DDR3L 204-pin SODIMM	Fanless	2.5" HDD tray x 1, mSATA slot x 1 (Optional SKU if support HDD x 2)	VGA x 1, HDMI x 1	GbE x 6	4 Ports	USB 3.2 Gen 1 x 1, UBS2.0 x 2	—	—	Mini-Card x 3 Built-in CAN2.0B x 1	Desktop	DC 9 - 36V
VPC-3300S-I4-A10-W11	Intel® J1900 SoC	2 GB, DDR3L 204-pin SODIMM	Fanless	2.5" HDD tray x 1, mSATA slot x 1 (Optional SKU if support HDD x 2)	VGA x 1, HDMI x 1	GbE x 6	4 Ports	USB 3.2 Gen 1 x 1, UBS2.0 x 2	—	—	Mini-Card x 3 Built-in CAN2.0B x 1	Desktop	DC 9 - 36V
VPC-3300S-I4-A10-W12	Intel® J1900 SoC	4 GB, DDR3L 204-pin SODIMM	Fanless	2.5" HDD tray x 1, mSATA slot x 1 (Optional SKU if support HDD x 2)	VGA x 1, HDMI x 1	GbE x 6	4 Ports	USB 3.2 Gen 1 x 1, UBS2.0 x 2	—	—	Mini-Card x 3 Built-in CAN2.0B x 1	Desktop	DC 9 - 36V

Packing List

- **VPC-3300S**

Optional Accessories

- **9741236A00**
  WiFi module kit, 802.11ac/a/b/g/n.BT4.2.USB Signal.SparkLan.WPET-236ACN(BT).W/2 sets of cable&antenna
- **978966660G**
  GPS Antenna
- **9741EG25G0**
  PCIe mimi card 4G LTE module kit Global Band W/SIM holder w/ Cable & antenna
- **1702031803**
  Power Cord.3P-250V 10A 180D.1.8M.VDE.FAN-JET.YP-22/YC-12 (Euro)
- **1702031802**
  Power Cord.3P-125V 10A 180D.1.8M.USA.FANJET.YP12/YC-12 (USA)
- **170203180E**
  Power Cord. 3P. 125V/7A. 1. 8M. PSE YP12/YC12 Certificat (JPN)

VPC-5620S

Multi-PoE & Fanless Appliance with 8th Generation Intel® Processor

VPC-5620S IS
Front View

Rear View

VPC-5620S VS
Front View

Rear View

Features

- Multi-PoE & Fanless Appliance
- Intel® 8th Generation Whisky Lake processor
- Supporting up to 64 GB DDR4 2400 SDRAM, two slots
- DP x 1, HDMI x 1
- RS232/422/485 COM port x 2 (Isolated by BOM option), USB3.0 port x 4
- GigE connector x 5 (PoE x 4, GigE x 1), up to 8 PoE ports (by project base)
- DC 12-24V power Input, Industrial config.; DC 10~36V, In-vehicle config
- 1 x jack for Line out & MIC in
- 8 bits DIO (Isolated 4DI & 4DO / 8DI/ 8DO by BOM option)
- Wide Temperature: -20°C ~ 70°C
- LAN LED indicator (ACTx5, LNKx5), Status LED x1, HDD LED x 1, Wireless LED x 1, Power button w/indicator x 1, Reset button x 1

DDR 4 | 1000 Giga LAN | USB 3.2 Gen 1

Specifications

System	
Form Factor	Multi-PoE & Fanless Appliance
Processor	Intel® Whisky Lake Processor (Default: i7-8665UE; Project base: i5-8365UE, i3-8145UE or 4305UE)
Chipset	—
Main Memory	Up to 64GB, DDR4 260-pin SODIMM
Display	HDMI x 1, DP x 1
Ethernet	1x GbE, Intel i211, support Wake on LAN and PXE supported
Smart PoE	4 ports (Max. 8 ports by project base), IEEE 802.3 at/af, sharing 60W of power budget for every four PoE ports. Able to power management in each independent PoE port (SDK available)
RAID support	0/1
Expansion Slot	IS: mPCIe Full-Size (USB+PCIe) x 1 mPCIe Full-Size (USB+SATA) colay SATA x 1 M.2 2280 (USB+PCIe), support NVME PCIe [x4] SSD x 1 VS: mPCIe Full-Size (USB+PCIe) x 3 mPCIe Full-Size (USB+SATA) colay SATA x 1 M.2 2280 (USB+PCIe), support NVME PCIe [x4] SSD x 1
GPS, G-Sensor	VS:Built-in GPS, Gyro & G-Sensor
Front I/O Panel	RJ45 Smart PoE Port (60W) x 4,USB 3.2 Gen 1 x 4, Giga LAN x 1, DP x 1, Power button, Status LED, HDD LED, Wireless LED, Micro SIM slots(IS) x 2, Micro SIM slots(VS) x 4, Antenna holes x 2, CANbus (VS) x 1, RS-232 (VS) x 3
Rear I/O Panel	jack for Line out & MIC in x 1 HDMI x 1 RS-232/422/485 (Isolated by BOM option) x 2 HW Reset x 1, 3pin Power input x 1 8 bits DIO (Isolated 4DI & 4DO / 8DI/ 8DO by BOM option) Antenna holes x 2
Storage	
HDD Tray	IS:2.5" HDD/SSD Bay x 2 VS:2.5" HDD/SSD Bay x 1
CF/CFast/mSATA Slot	—
Environmental	
Operating Temperature	-4°F ~ 158°F (-20°C ~ 70°C)
Storage Temperature	-40°F ~ 185°F (-40°C ~ 85°C)
Storage Humidity	10%~80% @40°C, non-condensing
Vibration/Shock	MIL-STD-810G
Certification	CE & FCC Class A
Power Requirement	
Power Supply	IS:DC 12-24V; VS:DC10-36V with power ignition
Mechanical	
Removable HDD Tray	—
Internal System HDD Bay	IS:2.5" HDD/SSD Bay x 2 VS:2.5" HDD/SSD Bay x 1
Dimension	IS:6.3" x 5.87" x 2.16" (180mm x 149mm x 55mm) VS:6.3" x 5.87" x 2.95" (180mm x 149mm x 75mm)
Gross Weight	TBD
Note	—

Note: All specifications are subject to change without notice.

Dimension

Unit: mm

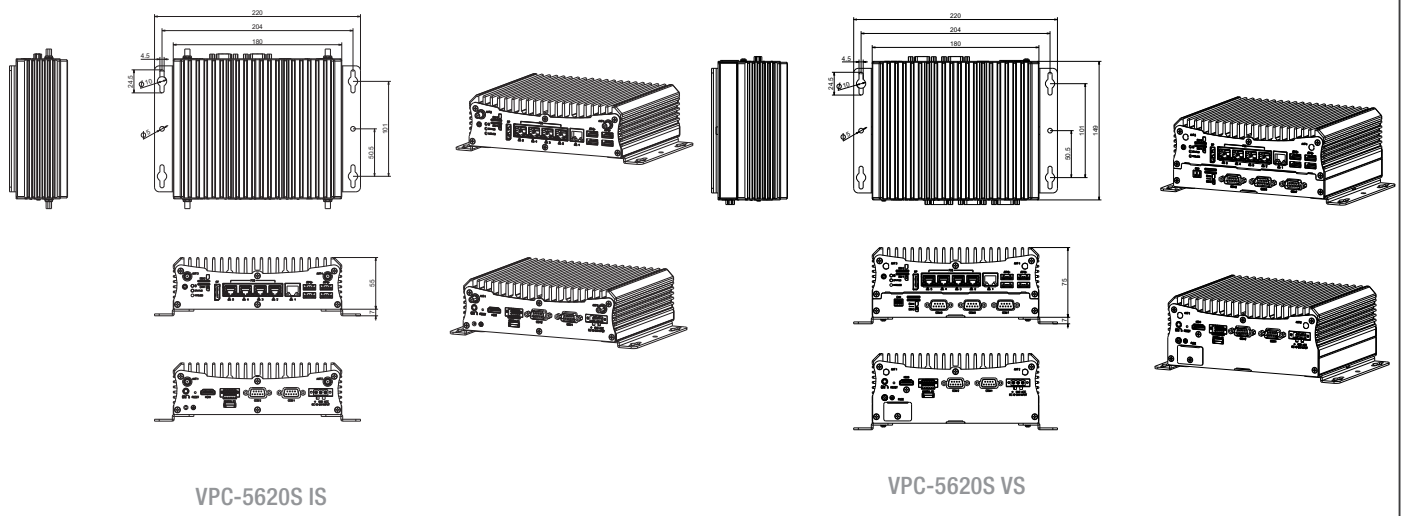

Ordering Information

Part Number	Chipset	RAM	Cooler	Storage	RAID Support	Display	LAN	PoE	USB	RS-232	RS-232/422/485	Expansion Slot	Form Factor	Power
VPC-5620S-IS-A10-00	Intel® i7-8665UE	260-pin SODIMM	Fanless	Supporting 2.5" SSD x 2 (Supporting 2.5'' SSD x 1, mSATA x 1, by project base)	0/1	DP x 1, HDMI x 1	GbE x 1	4 Ports	USB 3.2 Gen1 x 4	—	2	Mini-Card x 2 M.2 2280 M key x 1	Desktop	DC 12-24V
VPC-5620S-VS-A10-00	Intel® i7-8665UE	260-pin SODIMM	Fanless	Supporting 2.5" SSD x 1 (Supporting 2.5'' SSD x 1, mSATA x 1, by project base)	0/1	DP x 1, HDMI x 1	GbE x 1	4 Ports	USB 3.2 Gen1 x 4	3	2	Mini card x 4 M.2 M key x 1	Desktop	DC 10-36V ignition

Packing List

- **SATA cable x 2,**
- **Power cable x 2 (for SATA)**
- **Matting connector for power input**
- **VPC-5620S**

Optional Accessories

- **9741236A00**
  WiFi module kit, 802.11ac/a/b/g/n.BT4.2.USB Signal.SparkLan.WPET-236ACN(BT).W/2 sets of cable&antenna
- **978966660G**
  GPS Antenna
- **9741EG25G0**
  PCIe mimi card 4G LTE module kit Global Band W/SIM holder w/ Cable & antenna
- **1702031803**
  Power Cord.3P-250V 10A 180D.1.8M.VDE.FAN-JET.YP-22/YC-12 (Euro)
- **1702031802**
  Power Cord.3P-125V 10A 180D.1.8M.USA.FANJET.YP12/YC-12 (USA)
- **170203180E**
  Power Cord. 3P. 125V/7A. 1. 8M. PSE YP12/YC12 Certificat (JPN)

VPC-5630S PRELIMINARY

Multi-PoE & Fanless Appliance with 11th Generation Intel® Processor

Front View

Launching in Q1

Rear View

Features

- Fanless & Aluminum mechanical design System
- Intel® 11th Generation Tiger Lake processor
- Supporting up to 64 GB (Base on supplier's module in the market) DDR4 3200 SDRAM, two slots
- DP x 1, HDMI x 1 (DP by BOM option), VGA x 1
- RS232/422/485 COM port x 2 (Isolated by BOM option), USB3.0 port x 3
- GigE connector x 5 (PoE x 4, GigE x 1), up to 8 PoE ports (by project base)
- 9V ~ 36Vdc, w/ surge protection & ignition control
- 8 bits DIO; Isolated by BOM option (4DI & 4DO or 8DI or 8DO)

Specifications

System	
Form Factor	Multi-PoE & Fanless Appliance
Processor	Intel® 11th Gen. Core™ i3/i5/i7 Processor (Default: i7-8665UE; Project base: i5-8365UE, i3-8145UE, Celeron 4305UE)
Chipset	—
Main Memory	Up to 64GB, DDR4-3200 260-pin SODIMM
Display	HDMI x 1, DP x 1, VGA
Ethernet	GbE, Intel i210, support Wake on LAN and PXE supported
Smart PoE	4 ports (Max. 8 ports by project base), IEEE 802.3 at/af, sharing 60W of power budget for every four PoE ports. Able to power management in each independent PoE port (SDK available)
RAID support	0/1
Expansion Slot	mPCIe Full-Size x 2 M.2 B (USB3.2+SATA) x 1, M.2 B (PCIe[x1] + USB) x 1
GPS, G-Sensor	Built-in GPS, Gyro & G-Sensor
Front I/O Panel	RJ45 Smart PoE Port (60W) x 4 USB 3.0 Ports x 3, Giga LAN x 1 CANBus 2.0B x 1; DP x 1 Power button HDD LED, Wireless LED Antenna holes x 2
Rear I/O Panel	jack for Line out & MIC in x 1 HDMI x 1, VGA x 1 RS-232/422/485 (Isolated by BOM option) x 2 HW Reset x 1, 3pin Power input x 1 8 bit DIO Connector (Isolated 4DI & 4DO or Isolated 8DI by BOM option) x 1 Micro SIM slots x 2 Antenna holes x 2
Storage	
HDD Tray	2.5" HDD/SSD Bay x 2
CF/CFast/mSATA Slot	—
Environmental	
Operating Temperature	-4°F ~ 158°F (-20°C ~ 70°C)
Storage Temperature	-40°F ~ 185°F (-40°C ~ 85°C)
Storage Humidity	10%~80% @40°C, non-condensing
Vibration/Shock	MIL-STD-810G
Certification	CE & FCC Class A, E13
Power Requirement	
Power Supply	DC9-36V with power ignition
Mechanical	
Removable HDD Tray	—
Internal System HDD Bay	2.5" HDD/SSD Bay x 2
Dimension	TBD
Gross Weight	TBD
Note	—

Note: All specifications are subject to change without notice.

Dimension

Unit: mm

TBD

Ordering Information

- TBD

Packing List

- SATA cable x 2
- Power cable x 2 (for SATA)
- Matting conector for power input
- VPC-5630S

Optional Accessories

- **9741236A00**
  WiFi module kit, 802.11ac/a/b/g/n.BT4.2.USB Signal.SparkLan.WPET-236ACN(BT).W/2 sets of cable&antenna
- **978966660G**
  GPS Antenna
- **9741EG25G0**
  PCIe mimi card 4G LTE module kit Global Band W/SIM holder w/ Cable & antenna
- **1702031803**
  Power Cord.3P-250V 10A 180D.1.8M.VDE.FAN-JET.YP-22/YC-12 (Euro)
- **1702031802**
  Power Cord.3P-125V 10A 180D.1.8M.USA.FANJET.YP12/YC-12 (USA)
- **170203180E**
  Power Cord. 3P. 125V/7A. 1. 8M. PSE YP12/YC12 Certificat (JPN)
- **9651335001**
  Package of VPC-3350S mating connectors

10

Ultra-Slim Multi-Touch Panel Solutions



ACP-1106

10.1” WXGA Multi-Touch Panel PC With Intel® Pentium® N4200/ Celeron® N3350 Processor, 4 GB RAM





9761107601
USB 2.0 x 2

9761107600
RS-232/422/485 x 2

Features

- **10.1” WXGA (1280 x 800) Color TFT LCD Display**
- **Intel® Pentium® N4200/ Celeron® N3350 Processor**
- **Projected Capacitive Multi Touch**
- **IP65 Compliant Aluminum Front Bezel**
- **Fanless System**
- **VESA 75/Panel Mount Support**
- **DC 9~30V**

Specifications

System	
Processor	Intel® Pentium® N4200 processor, 1.1 GHz (Quad-Core), Burst frequency 2.5GHz Intel® Celeron® N3350 processor, 1.1 GHz (Dual-Core), Burst frequency 2.4GHz
System Memory	204-pin DDR3L SODIMM x 1, Build-in 4GB, Max. 8GB
LCD/CRT controller	Integrated in processor
Ethernet	10/100/1000 Base-TX, RJ-45 x 2
Bottom I/O Port	DB9 Type RS-232 x 1 USB 3.2 Gen 1 x 2 HDMI x 1 RJ-45 10/100/1000 LAN x 2 2 Pin terminal block for power input
Top I/O Port	Power Button x 1 Type A USB 2.0 x 1 Expansion I/O Slot
Storage Disk Drive	Full Size mSATA x 1
Expansion Slot	Half size mini card x 1(Internal)
OS support	Windows® 10, Linux Kernal 4.4.0 or higher
Mechanical	
Construction	Aluminum Front Bezel + Metal Chassis
Mounting	VESA 75, Panel Mount
Dimension	10.47” x 7.24 x 1.89” (266 x 184 x 48mm)
Carton Dimension	13.38” x 7.64 x 9.96” (340 x 194 x 253mm)
Gross Weight	6.38 lb (2.9 kg)
Environmental	
Operating Temperature	23°F ~ 122°F (-5°C ~ 50°C) with 0.5 m/s airflow
Storage Temperature	-4°F ~ 158°F (-20°C ~ 70°C)
Storage Humidity	90% @40°C; non-condensing
Vibration	1 Grms/ 5~ 500Hz/ operation – with HDD
Shock	—
EMC	CE/FCC Class A
Power Supply	
DC input	DC 9~30V
LCD	
Display Type	10.1” TFT-LCD, LED
Max Resolution	1280 x 800
Max. Colors	262K colors (6 bit for R,G,B)
Luminance	300 cd/m^2
Viewing Angle	170° (H), 170° (V)
Back Light	LED
Back Light MTBF (Hours)	—
Touch Screen	
Type	P-CAP Touchscreen
Light Transmission	90%

Note: All specifications are subject to change without notice.

Dimension

Unit: mm

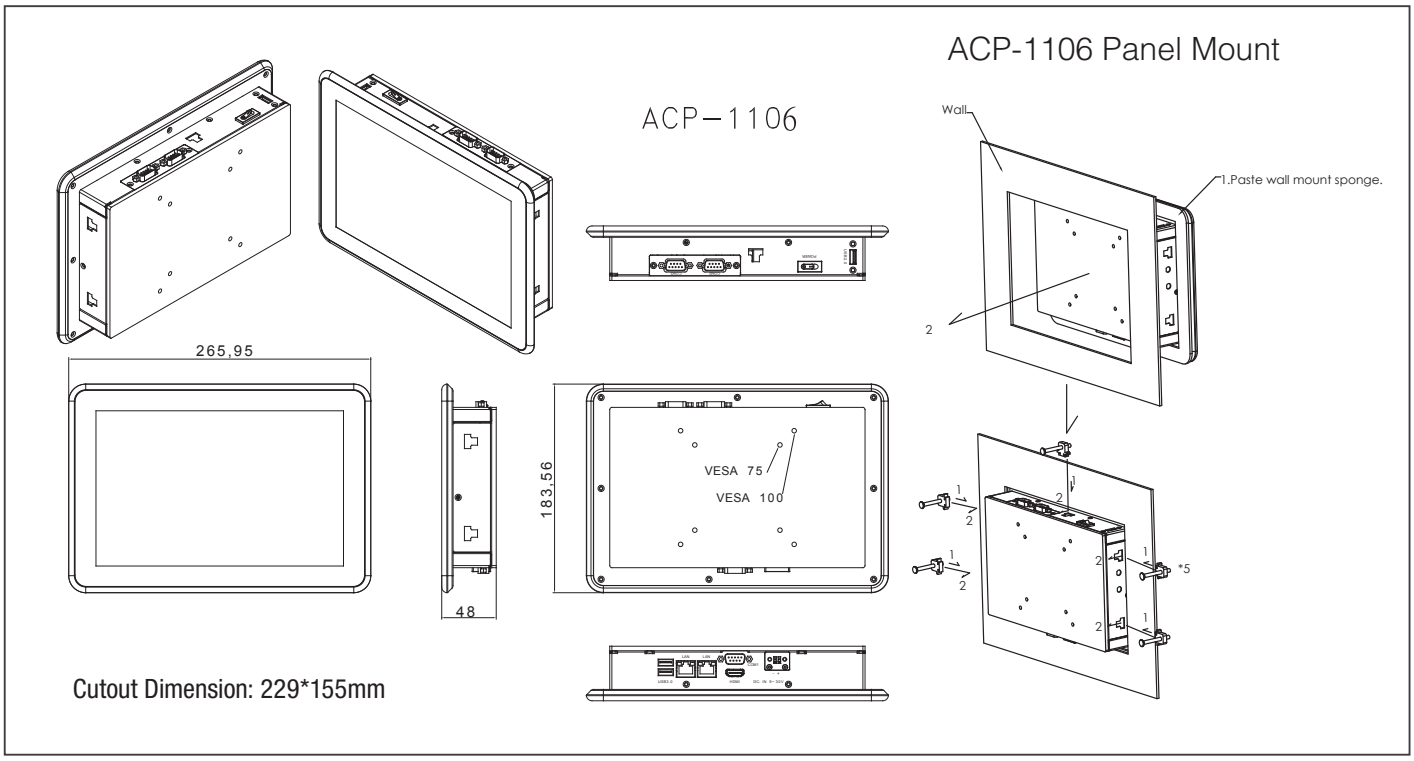

Ordering Information

Part Number	Display Type	Max Resolution	Lumi-nance	View Angle	Backlight MTBF	CPU	LAN	USB 3.2 Gen 1	USB 2.0	RS-232	RS-232 /422/485	Storage	RAM	Display	Expansion	Mounting	Power	Temp.	Touch
ACP-1106HTT-A1-1012	10.1" TFT-LCD	1280 x 800	300 cd/m²	170°(H)/ 170°(V)	25,000	Intel® Pentium® N4200	2	2	1	1	0	Full Size mSATA x 1	4GB DDR3L RAM Included	HDMI x 1	- Half size mini card slot x 1 - Expansion I/O window x 1	Stand, Panel, VESA 75	DC 9~30V	23°F ~ 122°F (-5°C ~ 50°C) (w/ airflow)	PCAP T/S
ACP-1106HTT-A3-1012	10.1" TFT-LCD	1280 x 800	300 cd/m²	170°(H)/ 170°(V)	25,000	Intel® Celeron® N3350	2	2	1	1	0	Full Size mSATA x 1	4GB DDR3L RAM Included	HDMI x 1	- Half size mini card slot x 1 - Expansion I/O window x 1	Stand, Panel, VESA 75	DC 9~30V	23°F ~ 122°F (-5°C ~ 50°C) (w/ airflow)	PCAP T/S
ACP-1106HTT-B1-1012	10.1" TFT-LCD	1280 x 800	300 cd/m²	170°(H)/ 170°(V))	25,000	Intel® Pentium® N4200	2	2	1	1	0	Full Size mSATA x 1	4GB DDR3L RAM Included	HDMI x 1	- Half size mini PCIe slot x 1 with WiFi module installed - Expansion I/O window x 1	Stand, Panel, VESA 75	DC 9~30V	23°F ~ 122°F (-5°C ~ 50°C) (w/ airflow)	PCAP T/S
ACP-1106HTT-B3-1012	10.1" TFT-LCD	1280 x 800	300 cd/m²	170°(H)/ 170°(V)	25,000	Intel® Celeron® N3350	2	2	1	1	0	Full Size mSATA x 1	4GB DDR3L RAM Included	HDMI x 1	- Half size mini PCIe slot x 1 with WiFi module installed - Expansion I/O window x 1	Stand, Panel, VESA 75	DC 9~30V	23°F ~ 122°F (-5°C ~ 50°C) (w/ airflow)	PCAP T/S

Packing List

- **Panel Mount Kit**
- **VESA Screws**
- **ACP-1106**

Optional Accessories

- **1702031802**
  Power Cord (US Type)
- **1702031803**
  Power Cord (European Type)
- **170203180E**
  Power Cord (Japanese Type)
- **M041073020**
  Stand Kit
- **9761107600**
  RS-232/422/485 x 2 (Expansion I/O Module)
- **9761107601**
  USB 2.0 x 2 (Expansion I/O Module)
- **1255300609**
  2 Pin 60W power adapter

Full Size mSATA Storage Device:

- **AP-SS968C008G1N**
  Full-sized, 8GB mSATA, MLC, -40°C ~ 85°C
- **AP-SS968C016G3D**
  Full-sized, 16GB mSATA, MLC, -40°C ~ 90°C
- **968C032G35**
  Full-sized, 32GB mSATA, MLC, -40°C ~ 90°C
- **968C064G2R**
  Full-sized, 64GB mSATA, MLC, -40°C ~ 90°C
- **968C128G16**
  Full-sized, 128GB mSATA, MLC, -40°C ~ 90°C

Note: AAEON factory-installed mSATA HDD is strongly recommended.

ACP-1104

10.1” WXGA Ultra-slim Fanless Multi Touch Panel PC w/ Intel® Celeron® J1900/ N2807 Processor, 2GB RAM

Top I/O Side



Rear Side



Button I/O Side



Features

- 10.1” WXGA (1280 x 800) Color TFT LCD Display
- Intel® Celeron® J1900/ N2807 Processor
- Aluminum Design
- P-CAP Multi-touch
- Fanless Operation
- VESA 75/ Panel Mount/ Stand Support
- IP65 Compliant Front Bezel

Giga LAN USB 2.0 USB 3.2 Gen 1 IP65 DDR3L

Specifications

System	
Processor	Intel® Celeron® J1900 processor, 2 GHz Intel® N2807 processor, 1.58 GHz
System Memory	204-pin DDR3L 1333MHz SODIMM x 1, default 2 GB, up to 8 GB (J1900) 204-pin DDR3L 1333MHz SODIMM x 1, default 2 GB, up to 4 GB (N2807)
LCD/CRT controller	—
Ethernet	10/100/1000 Base-TX, RJ-45 x 2
I/O Port	RS-232/422/485 x 2 (RJ-45 connector) USB 2.0 type A x 3 USB 3.2 Gen 1 type A x 1 HDMI x 1 DI/O (4 DI, 2 DO) BIOS selection Power button x 1 Lockable power connector x 1
Storage Disk Drive	Half size mSATA x 1 (Installation by AAEON recommeded)
Expansion Slot	Full size Mini-Card x 1
OS support	Windows® 7, Windows® 8.1, Windows® 10, Linux kernel 2.6.3 or higher, Android 4.4.4
Mechanical	
Front Panel	Aluminum Design
Mounting	VESA 75/ Panel mount/ Stand
Dimension	10.47” x 7.22” x 1.81” (266 x 183.5 x 30mm)
Carton Dimension	13.58” x 7.87” x 9.65” (345 x 200 x 245mm)
Gross Weight	5.5 lb (2.5 kg)
Environmental	
Operating Temperature	32°F ~ 113°F (0°C ~ 45°C) without airflow 32°F ~ 122°F (0°C ~ 50°C) with airflow
Storage Temperature	-4°F ~ 158°F (-20°C ~ 70°C)
Storage Humidity	5%~90% @40°C, non-condensing
Vibration	1 Grms/ 5~ 500Hz/ operation
Shock	15 G peak acceleration (11 msec. duration)
EMC	CE/FCC class A
Power Supply	
DC Input	DC 12V with lockable power adapter
LCD	
Display Type	10.1” TFT-LCD, LED
Max. Resolution	1280 x 800
Max. Colors	262k
Luminance	300 cd/m^2
Viewing Angle	170° (H), 170° (V)
Back Light	LED
Back Light MTBF (Hours)	—
Touchscreen	
Type	Projected capacitive multi-touch
Light Transmission	—

Note: All specifications are subject to change without notice.

Dimension

Unit: mm

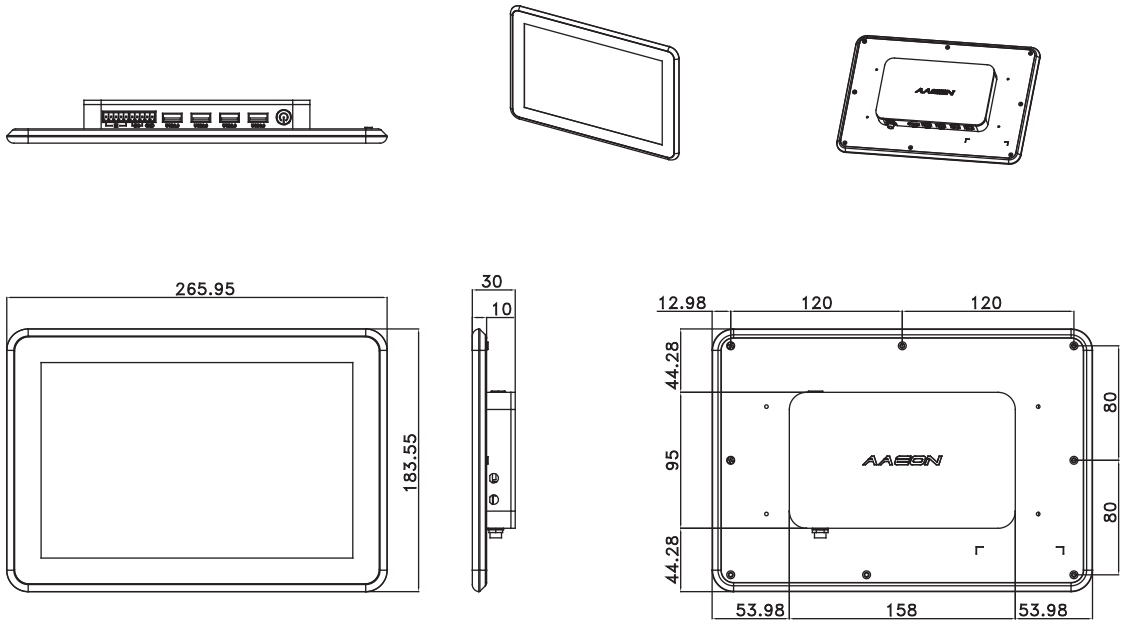

Ordering Information

Part Number	Display Type	Max. Resolution	Luminance	View Angle	Backlight MTBF	CPU	LAN	USB	RS-232	RS-232/422/485	Storage	RAM	Display	Expansion	Mounting	Power	Temp.	Touch
ACP-1104HTT-A1-1014	10.1" TFT-LCD	1280 x 800	300 cd/m²	170°(H), 170°(V)	25,000	Intel® Celeron® J1900, 2.0 GHz	2	USB 3.2 Gen 1 x 1, USB 2.0 x 3	—	2	Half size mSATA	2GB	HDMI x 1	—	VESA 75/ Stand	DC 12V	32°F ~ 113°F (0°C ~ 45°C) (mSATA, w/o airflow) 32°F ~ 122°F (0°C ~ 50°C) (mSATA, w/ airflow)	Projected Capacitive touch
ACP-1104HTT-B1-1014	10.1" TFT-LCD	1280 x 800	300 cd/m²	170°(H), 170°(V)	25,000	Intel® Celeron® J1900, 2.0 GHz	2	USB 3.2 Gen 1 x 1, USB 2.0 x 3	—	2	Half size mSATA	2GB	HDMI x 1	WiFi	VESA 75/ Stand	DC 12V	32°F ~ 113°F (0°C ~ 45°C) (mSATA, w/o airflow) 32°F ~ 122°F (0°C ~ 50°C) (mSATA, w/ airflow)	Projected capacitive touch
ACP-1104HTT-A3-1014	10.1" TFT-LCD	1280 x 800	300 cd/m²	170°(H), 170°(V)	25,000	Intel® Celeron® N2807, 1.58 GHz	2	USB 3.2 Gen 1 x 1, USB 2.0 x 3	—	2	Half size mSATA	2GB	HDMI x 1	—	VESA 75/ Stand	DC 12V	32°F ~ 113°F (0°C ~ 45°C) (mSATA, w/o airflow) 32°F ~ 122°F (0°C ~ 50°C) (mSATA, w/ airflow)	Projected capacitive touch
ACP-1104HTT-B3-1014	10.1" TFT-LCD	1280 x 800	300 cd/m²	170°(H), 170°(V)	25,000	Intel® Celeron® N2807, 1.58 GHz	2	USB 3.2 Gen 1 x 1, USB 2.0 x 3	—	2	Half size mSATA	2GB	HDMI x 1	WiFi	VESA 75/ Stand	DC 12V	32°F ~ 113°F (0°C ~ 45°C) (mSATA, w/o airflow) 32°F ~ 122°F (0°C ~ 50°C) (mSATA, w/ airflow)	Projected capacitive touch

Packing List

- **1255300607**
  Power Adapter, DC12V, 60W
- **1700090156 x 2**
  RJ-45 to COM Cable
- **VESA Mount Kit**
- **9741107300**
  Panel Mount Kit
- **VESA Screws**
- **ACP-1104**

Optional Accessories

- **1702031802**
  Power Cord (US Type)
- **1702031803**
  Power Cord (European Type)
- **170203180E**
  Power Cord (Japanese Type)
- **M041073020**
  Stand Kit

Half Size mSATA Storage Device:

- **968C016G4Q**
  (TF)Half-sized, 16 GB, mSATA SSD, MLC, -40°C ~ +85°C
- **968C032G3K**
  (TF)Half-sized, 32 GB, mSATA SSD, MLC, -40°C ~ +85°C
- **968C064G3A**
  (TF)Half-sized, 64 GB, mSATA SSD, MLC, -40°C ~ +85°C
- **968C128G1Q**
  (TF)Half-sized, 128 GB, mSATA SSD, MLC, -40°C ~ +85°C

Note: AAEON factory-installed mSATA HDD is strongly recommended.

ACP-1107 PRELIMINARY

10.1” WXGA Multi-Touch Panel PC with Intel® 11th Gen Pentium/Celeron Processor

Launching in Q1

Features

- 10.1”WXGA (1280 x 800) Color TFT LCD Display
- DDR4 3200 SODIMM x1 Up to 32GB
- Projected Capacitive Multi-Touch
- Support M.2 2280 w/PCIe3 x2 + USB 2.0 x1
- Support M.2 2230 w/PCIe3 x1 + USB 2.0 x1
- IP65 Compliant Aluminum Front Bezel
- VESA 75/Panel Mount Support
- DC 10~30V
- Support Windows 11

System	
Processor	Intel ® Elkhart Lake Platform Celeron N6000 Series SOC Pentium J6000 Series SOC
System Memory	DDR4 3200 Hz, SODIMM x1
LCD/CRT controller	Integrated Intel® SOC
Ethernet	Intel® i210/i211 x2
I/O Port	HDMI Type A x2 for HDMI 2.0b x1 DisplayPort x2 for DP1.4a USB 3.2 Gen2 x2 USB 2.0 x2 DB9 RS-232/422/425 x1 RJ-45 LAN x2 2 Pin terminal block for power input SMA Antenna Hole x2
Storage Disk Drive	B Key M.2 2242 x1 (SATA Interace) B Key M.2 2280 x1 (PCIe Interface)
Expansion Slot	E Key M.2 2230 x1 (PCIe / USB) B Key M.2 3052 x1 (USB 3.1/USB2)
OS support	Windows® 10 64-bit Linux Ubuntu 20.04.1 Kernel 5.4
Mechanical	
Construction	Wallmount
Mounting	TBD
Dimension	TBD
Carton Dimension	TBD
Gross Weight	TBD
Environmental	
Operating Temperature	23 F ~131°F (-5°C ~ 50°C), with 0.5 m/s AirFlow
Storage Temperature	-4°F ~ 140°F (-20°C ~ 60°C)
Storage Humidity	5 ~ 95% @ 40°C, non-condensing
Vibration	1 Grms/ 5 ~ 500Hz/ operation – HDD
Shock	—
EMC	CE/FCC class A Compatible
Power Supply	
DC Input	DC 10~30V
LCD	
Display Type	10.1" TFT-LCD, LED
Max Resolution	1280 x 800
Max. Colors	262K colors (6 bit for R,G,B)
Luminance	300 cd/m^2
Viewing Angle	170° (H), 170° (V)
Back Light	LED
Back Light MTBF (Hours)	25,000
Touchscreen	
Type	P-CAP Touchscreen
Light Transmission	90%

Note: All specifications are subject to change without notice.

Dimension

Unit: mm

TBD

Ordering Information

Part Number	Display Type	Max Resolution	Luminance	View Angle	CPU	LAN	USB 3.2 Gen2	USB 2.0	RS-232/422/485	Storage	RAM	Display	Expansion	Mounting	Power	Temp	Touch
ACP-1107HTT-A1-1010	10.1" TFT LCD	1280 x 800	300 cd/m²	170° (H) / 170° (V)	Intel® Celeron N6201	2	2	2	1	B Key M.2 2242 x1 (SATA Interace) B Key M.2 2280 x1 (PCIe Interface)	DDR4 3200 Hz, SODIMM x1	HDMIx1 Display x1	E Key M.2 2230 x1 (PCIe / USB) B Key M.2 3052 x1 (USB 3.1/USB2)	Stand, Panel, VESA 75	DC 10~30V	23oF~122oF (-5oC~50oC) (W/ airflow)	PCAP T/S

Packing List

- **Panel Mount Kit**
- **VESA Screws**
- **ACP-1107**

Optional Accessories

- **1702031802**
  Power Cord(US Type)
- **1702031803**
  Power Cord(European Type)
- **170203180E**
  Power Cord(Japanese Type)
- **M041073020**
  Stand Kit
- **9761170600**
  (RS-232/422/485 x2 (Expansion I/O Module)
- **9761107601**
  USB 2.0 x2 (Expansion I/O Module)

ACP-1108 PRELIMINARY

10.1” WXGA Multi-Touch Panel PC with Nvidia Jetson Nano

Launching in Q1

Features

- 10.1”WXGA (1280 x 800) Color TFT LCD Display
- 4GB LPDDR4
- 16GB eMMC
- Projected Capacitive Touch
- IP65 Compliant Aluminum Front Bezel
- VESA 75/Panel Mount Support
- DC 12~24V
- Support Windows 11

System	
Processor	Quad Core ARM® Cortex®-A57 MPCore Proccessor
System Memory	4GB LPDDR4
LCD/CRT controller	-
Ethernet	10/100/1000 Base-TX x1
I/O Port	HDMI 2.0 x1 USB Type-A x2 for USB3.2 Gen2 RJ-45 x1 for GbE LAN DB-9 x1 for RS-232 Recovery Button x1 USB Micro A/B x1 for OS Flash Sim card Slot x1 MicroSD Slot x1
Storage Disk Drive	16GB eMMC
Expansion Slot	Full-size Minicard x1 for LTE I2C (SDA+SCL) x1 GPIO x4
OS support	Linux (AAEON ACLinux 4.9) Linux (NVIDIA Jetpack 4.5)
Mechanical	
Construction	Wallmount
Mounting	TBD
Dimension	TBD
Carton Dimension	TBD
Gross Weight	TBD
Environmental	
Operating Temperature	23 F ~131°F (-5°C ~ 50°C), with 0.5 m/s AirFlow
Storage Temperature	-4°F ~ 140°F (-20°C ~ 60°C)
Storage Humidity	5 ~ 95% @ 40°C, non-condensing
Vibration	1 Grms/ 5 ~ 500Hz/ operation – HDD
Shock	—
EMC	CE/FCC class A Compatible
Power Supply	
DC Input	DC 12~24V
LCD	
Display Type	10.1" TFT-LCD, LED
Max Resolution	1280 x 800
Max. Colors	262K colors (6 bit for R,G,B)
Luminance	300 cd/m^2
Viewing Angle	170° (H), 170° (V)
Back Light	LED
Back Light MTBF (Hours)	25,000
Touchscreen	
Type	P-CAP Touchscreen
Light Transmission	90%

Note: All specifications are subject to change without notice.

Dimension

Unit: mm

TBD

Ordering Information

Part Number	Display Type	Max Resolution	Luminance	View Angle	CPU	LAN	USB 3.2 Gen 2	USB 2.0	RS-232	RS-232/422/485	Storage	RAM	Display	Expansion	Mounting	Power	Temp	Touch
ACP-1108HTT-A1-1010	10.1" TFT LCD	1280 x 800	300 cd/m²	170°(H) / 170°(V)	Quad Core ARM® Cortex®-A57 MPCore Proccessor	1	2	—	1	—	16GB eMMC	4GB LPDDR4	HDMI 2.0 x1	Fullsize Minicard x1	VESA 75 / Panel Mount	DC 12~24V	23oF~122oF (-5oC~50oC) (W/ airflow)	PCAP T/S

Packing List

- **Panel Mount Kit**
- **VESA Screws**
- **ACP-1108**

Optional Accessories

- **1702031802**
  Power Cord(US Type)
- **1702031803**
  Power Cord(European Type)
- **170203180E**
  Power Cord(Japanese Type)
- **M041073020**
  Stand Kit

ACP-1076

7” SWXGA Multi-Touch Panel PC with Intel® Pentium® N4200/ Celeron® N3350 Processor, 4 GB RAM







9761107601
USB 2.0 x 2

9761107600
RS-232/422/485 x 2

Features

- 7” WXGA (1024 x 600) Color TFT LCD Display
- Intel® Pentium® N4200/ Celeron® N3350 Processor
- Projected Capacitive Multi Touch (2 Fingers)
- IP65 Compliant Aluminum Front Bezel
- Fanless System
- VESA 75/ Panel Mount Support
- DC 9~30V

Specifications

System	
Processor	Intel® Pentium®N4200 processor, 1.1 GHz (Quad-Core), Burst frequency 2.5GHz Intel® Celeron® N3350 processor, 1.1 GHz (Dual-Core), Burst frequency 2.4GHz
System Memory	204-pin DDR3L SODIMM x 1, Build-in 4GB, Max. 8GB
LCD/CRT controller	Integrated in processor
Ethernet	10/100/1000 Base-TX, RJ-45 x 2
Bottom I/O Port	DB9 Type RS-232 x 1 USB 3.2 Gen 1 x 2 HDMI x 1 RJ-45 10/100/1000 LAN x 2 2 Pin terminal block for power input
Top I/O Port	Power Button x 1 Type A USB 2.0 x 1 Expansion I/O Slot
Storage Disk Drive	Full Size mSATA x 1
Expansion Slot	Half size mini card x 1(Internal)
OS support	Windows® 10, Linux Kernal 4.4.0 or higher
Mechanical	
Construction	Aluminum Front Bezel + Metal Chassis
Mounting	VESA 75, Panel Mount
Dimension	7.72” x 5.28” x 1.89” (196 x 134 x 48 mm)
Carton Dimension	10.87” x 9.41” x 6.69” (276 x 239 x 170 mm)
Gross Weight	4.62 lb (2.1 Kg)
Environmental	
Operating Temperature	23°F ~ 122°F (-5°C ~ 50°C) with 0.5 m/s airflow
Storage Temperature	-4°F ~ 158°F (-20°C ~ 70°C)
Storage Humidity	90% @40°C; non-condensing
Vibration	1 Grms/ 5~ 500Hz/ operation – with HDD
Shock	15 G peak acceleration (11 msec. duration) – with HDD
EMC	CE/FCC Class A
Power Supply	
DC input	DC 9~30V
LCD	
Display Type	7” TFT-LCD, LED
Max Resolution	1024 x 600
Max. Colors	16.7M
Luminance	320 cd/m^2
Viewing Angle	150° (H), 145° (V)
Back Light	LED
Back Light MTBF (Hours)	20,000
Touch Screen	
Type	P-CAP Touchscreen
Light Transmission	90%

Note: All specifications are subject to change without notice.

Dimension

Unit: mm

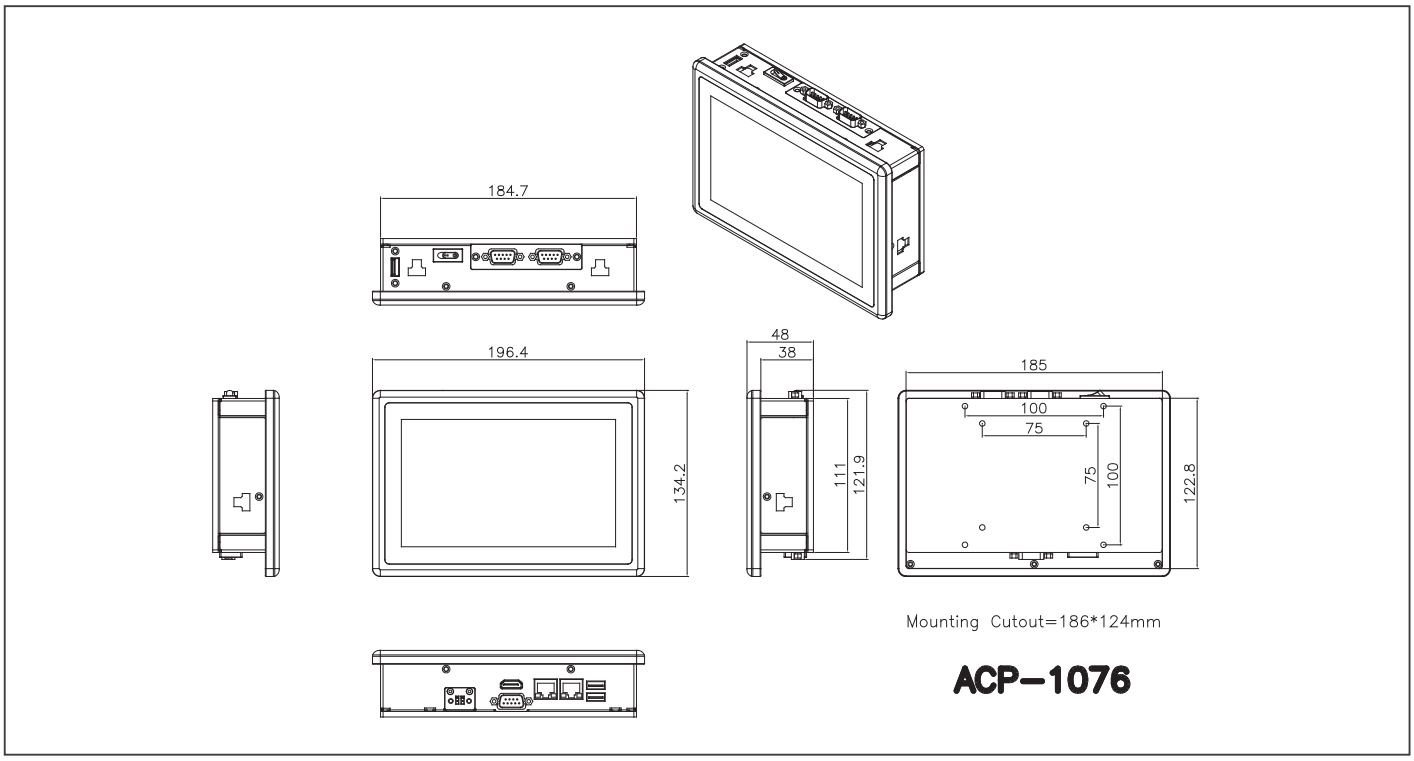

Ordering Information

Part Number	Display Type	Max Resolution	Luminance	View Angle	Backlight MTBF	CPU	LAN	USB 3.2 Gen 1	USB 2.0	RS-232	RS-232 /422/485	Storage	RAM	Display	Expansion	Mounting	Power	Temp.	Touch
ACP-1076HTT-A1-1012	7" TFT-LCD	1024 x 600	320 cd/m²	150(H) / 145(V)	20,000	Intel® Pentium N4200	2	2	1	1	0	Full Size mSATA x 1	4GB DDR3L RAM Included	HDMI x 1	- Half size mini PCIe slot x 1 - Expansion I/O window x 1	Stand, Panel, VESA 75	DC 9~30V	23°F ~ 122°F (-5°C ~ 50°C) (w/ airflow)	PCAP T/S
ACP-1076HTT-A3-1012	7" TFT-LCD	1024 x 600	320 cd/m²	150(H) / 145(V)	20,000	Intel® Celeron N3350	2	2	1	1	0	Full Size mSATA x 1	4GB DDR3L RAM Included	HDMI x 1	- Half size mini PCIe slot x 1 - Expansion I/O window x 1	Stand, Panel, VESA 75	DC 9~30V	23°F ~ 122°F (-5°C ~ 50°C) (w/ airflow)	PCAP T/S
ACP-1076HTT-B1-1012	7" TFT-LCD	1024 x 600	320 cd/m²	150(H) / 145(V)	20,000	Intel® Pentium N4200	2	2	1	1	0	Full Size mSATA x 1	4GB DDR3L RAM Included	HDMI x 1	- Half size mini PCIe slot x 1 with WiFi module installed - Expansion I/O window x 1	Stand, Panel, VESA 75	DC 9~30V	23°F ~ 122°F (-5°C ~ 50°C) (w/ airflow)	PCAP T/S
ACP-1076HTT-B3-1012	7" TFT-LCD	1024 x 600	320 cd/m²	150(H) / 145(V)	20,000	Intel® Celeron N3350	2	2	1	1	0	Full Size mSATA x 1	4GB DDR3L RAM Included	HDMI x 1	- Half size mini PCIe slot x 1 with WiFi module installed - Expansion I/O window x 1	Stand, Panel, VESA 75	DC 9~30V	23°F ~ 122°F (-5°C ~ 50°C) (w/ airflow)	PCAP T/S

Packing List

- **Panel Mount Kit**
- **VESA Screws**
- **ACP-1076**

Optional Accessories

- **1702031802**
  Power Cord (US Type)
- **1702031803**
  Power Cord (European Type)
- **170203180E**
  Power Cord (Japanese Type)
- **M041073020**
  Stand Kit
- **9761107600**
  RS-232/422/485 x 2 (Expansion I/O Module)
- **9761107601**
  USB 2.0 x 2 (Expansion I/O Module)
- **1255300609**
  2 Pin 60W power adapter

Full Size mSATA Storage Device:

- **AP-SS968C008G1N**
  Full-sized, 8GB mSATA, MLC, -40°C ~ 85°C
- **AP-SS968C016G3D**
  Full-sized, 16GB mSATA, MLC, -40°C ~ 85°C
- **968C032G35**
  Full-sized, 32GB mSATA, MLC, -40°C ~ 85°C
- **968C064G2R**
  Full-sized, 64GB mSATA, MLC, -40°C ~ 85°C
- **968C128G16**
  Full-sized, 128GB mSATA, MLC, -40°C ~ 85°C

Note: AAEON factory-installed mSATA HDD is strongly recommended.

ACP-1074

7” Ultra-Slim Fanless Multi-Touch Pnael PC with Intel® Celeron® J1900/N2807, 2GB RAM





Features

- 7” WSVGA (1024 x 600) Color TFT LCD Display
- Intel® N2807/J1900 Processor
- Wide Flatscreen with P-CAP Multi-Touch (2-point)
- 7H Anti-scratch Surface
- Aluminum Design
- IP65 Compliant
- Fanless Operation
- VESA 75/Panel Mount/ Stand Support

System	
Processor	Intel® N2807 processor, 1.58 GHz Intel® Celeron® J1900 processor, 2 GHz
System Memory	204-Pin DDR3L SODIMM x 1, default 2GB, up to 8 GB (J1900) 204-Pin DDR3L SODIMM x 1, default 2GB, up to 4 GB (N2807)
LCD/CRT controller	Integrated in processor
Ethernet	10/100/1000 Base-TX, RJ-45 x 2
I/O Port	RJ-45 type RS-232/422/485 x 2 USB 2.0 x 3 USB 3.2 Gen 1 x 1 HDMI x 1 RJ-45 10/100/1000 LAN x 2 DI/O (4DI, 2DO) BIOS Selection Lockable power input connector Power switch x 1
Storage Disk Drive	Half size mSATA storage x 1 (Installation by AAEON recommeded)
Expansion Slot	Full size Mini-Card x 1
OS support	Windows® 7, Windows® 8.1, Windows® 10, Linux kernel 2.6.3 or higher
Mechanical	
Construction	Aluminum Design
Mounting	VESA 75/ Panel mount/ Stand
Dimension	7.71” x 5.27” x 1.18” (196mm x 134mm x 30mm)
Carton Dimension	13.58” x 7.87” x 9.64” (345mm x 200mm x 245mm)
Gross Weight	5.5 lb (2.5 kg)
Environmental	
Operating Temperature	32°F ~ 122°F (0°C ~ 50°C) without airflow 23°F ~ 131°F (-5°C ~ 55°C) with airflow
Storage Temperature	-4°F ~ 158°F (-20°C ~ 70°C)
Storage Humidity	5%~90% @40°C, non-condensing
Vibration	1 Grms/ 5~ 500Hz/ operation – with HDD
Shock	15G peak acceleration (11 msec. duration) – with HDD
EMC	CE/FCC class A
Power Supply	
DC Input	DC12V, with lockable power adapter
LCD	
Display Type	7” TFT-LCD, LED
Max Resolution	1024 x 600
Max. Colors	16.7M
Luminance	320 cd/m^2
Viewing Angle	150° (H), 145° (V)
Back Light	LED
Back Light MTBF (Hours)	20,000
Touchscreen	
Type	Projected capacitive multi-touch (2-point)
Light Transmission	90%

Note: All specifications are subject to change without notice.

Dimension

Unit: mm

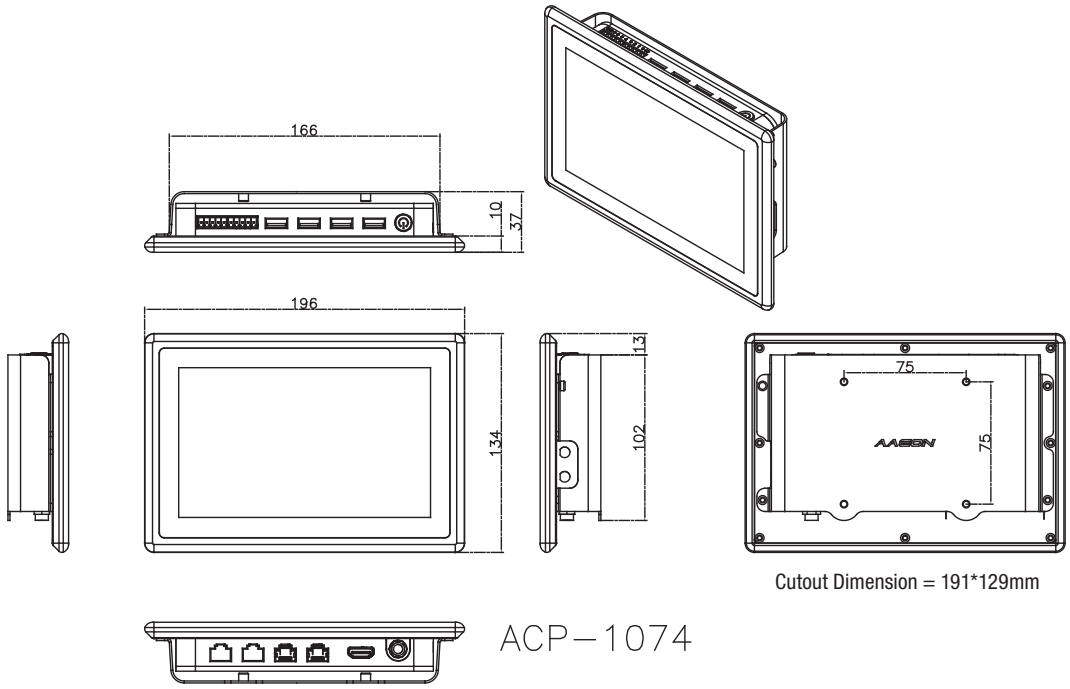

Cutout Dimension = 191*129mm

Ordering Information

Part Number	Display Type	Max Resolution	Luminance	View Angle	Backlight MTBF	CPU	LAN	USB 3.2 Gen 1	USB 2.0	RS-232	RS-232 /422/485	Storage	RAM	Display	Expansion	Mounting	Power	Temp.	Touch
ACP-1074HTT-A1-1013	7" TFT-LCD	1024 x 600	320 cd/m²	150°(H)/ 145°(V)	20,000	Intel® Celeron® J1900, 2 GHz	2	1	3	—	2	Half Size mSATA x 1	2G DDR3L RAM Include	VGA x 1	—	Panel Mount/ VESA 75/ Stand	DC 12V	0°C ~ 50°C (w/o airflow) -3°F ~ 131°F (-5°C ~ 55°C) (w/ airflow)	Projected Capacitive multi-touch (2-point)
ACP-1074HTT-A3-1013	7" TFT-LCD	1024 x 600	320 cd/m²	150°(H)/ 145°(V)	20,000	Intel® N2807, 1.58 GHz	2	1	3	—	2	Half Size mSATA x 1	2G DDR3L RAM Include	VGA x 1	—	Panel Mount/ VESA 75/ Stand	DC 12V	0°C ~ 50°C (w/o airflow) -3°F ~ 131°F (-5°C ~ 55°C) (w/ airflow)	Projected Capacitive multi-touch (2-point)
ACP-1074HTT-B1-1013	7" TFT-LCD	1024 x 600	320 cd/m²	150°(H)/ 145°(V)	20,000	Intel® Celeron® J1900, 2 GHz	2	1	3	—	2	Half Size mSATA x 1	2G DDR3L RAM Include	VGA x 1	WiFi	Panel Mount/ VESA 75/ Stand	DC 12V	0°C ~ 50°C (w/o airflow) -3°F ~ 131°F (-5°C ~ 55°C) (w/ airflow)	Projected Capacitive multi-touch (2-point)
ACP-1074HTT-B3-1013	7" TFT-LCD	1024 x 600	320 cd/m²	150°(H)/ 145°(V)	20,000	Intel® N2807, 1.58 GHz	2	1	3	—	2	Half Size mSATA x 1	2G DDR3L RAM Include	VGA x 1	WiFi	Panel Mount/ VESA 75/ Stand	DC 12V	0°C ~ 50°C (w/o airflow) -3°F ~ 131°F (-5°C ~ 55°C) (w/ airflow)	Projected Capacitive multi-touch (2-point)

Packing List

- **1255300607**
  Lockable Power Adapter
- **1700090156 x 2**
  RJ-45 to COM Cable
- **VESA Mount Kit**
- **Panel Mount Kit**
- **VESA Screws**
- **ACP-1074**

Optional Accessories

- **1702031802**
  Power Cord (US Type)
- **1702031803**
  Power Cord (European Type)
- **170203180E**
  Power Cord (Japanese Type)
- **M041073020**
  Stand Kit

Half Size mSATA Storage Device:

- **968C008G1B**
  (TF)Half-sized, 8 GB, mSATA SSD, MLC, -40°C ~ +85°C
- **968C016G4Q**
  (TF)Half-sized, 16 GB, mSATA SSD, MLC, -40°C ~ +85°C
- **968C032G3K**
  (TF)Half-sized, 32 GB, mSATA SSD, MLC, -40°C ~ +85°C
- **968C064G3A**
  (TF)Half-sized, 64 GB, mSATA SSD, MLC, -40°C ~ +85°C
- **968C128G1Q**
  (TF)Half-sized, 128 GB, mSATA SSD, MLC, -40°C ~ +85°C

Note: AAEON factory-installed mSATA HDD is strongly recommended.

OMNI-2155-CML

15.6” HMI Panel PC with 10th Generation Intel® Core™ / Celeron® Processor





Features

- 15.6” (1366 x 768) TFT LCD Display
- Extreme Computing Power & Graphic Display Capability
- DDR4 slot x 2, up to 64GB
- Support High Speed NVMe storage (M.2 2280)
- GbE LAN x 2, RS232/422/485 x 2
- USB 3.2 Gen2 x 4
- Supports Intel® AMT
- Wide Range 10-35V DC input
- 0 ~ 45°C Operating Temperature

Giga LAN · DDR 4 · USB 2.0 · USB 3.2 Gen 1 · PCI Express

Specifications

System	
Processor	Intel® Core™ i9-10900TE Intel® Core™ i7-10700TE Intel® Core™ i5-10500TE Intel® Core™ i3-10100TE Intel® Celeron® G5900TE
System Memory	DDR4 SO-DIMM x 2, up to 64GB
LCD/CRT Controller	—
Ethernet	Intel® i211 x 1, i219 x 1
I/O Port	USB 3.2 Gen 2 x 4 RJ-45 x 2 for GbE LAN (i211-AT x 1, i219-LM x 1) HDMI x 1 Line out x 1 DB-9 x 2 for RS-232/422/485 3 pin 10~35V Power Input x 1 Power Button with LED x 1
Storage Disk Drive	M.2 2280 slot x 1 (PCIex4), 2.5" SATA SSD/HDD bay x 1
Expansion Slot	M.2 2230 E Key x 1, M.2 2280 B Key x 1 Full-Size Mini Card x 1 (mSATA/PCIe switch by BIOS, default PCIe), SIM x 1
OS Support	Windows® 10 IoT Enterprise 64-bit, Linux Ubuntu 20.04
Mechanical	
Construction	Aluminum Design (IP65 Front Frame)
Mounting	VESA 100 / Panel Mount
Dimension	420.14mm x 264.47mm x 73.2 mm
Carton Dimension	530mm x 445mm x 200mm
Gross Weight	6.75 kg
Environmental	
Operating Temperature	32°F ~ 113°F (0°C ~ 45°C) (35W CPU), according to IEC68-2-14 with 0.5 m/s AirFlow
Storage Temperature	-4°F ~ 158°F (-20°C ~ 70°C)
Storage Humidity	90% @40°C; non-condensing
Vibration	1 Grms/ 5~500Hz/random operation
Shock	15 G peak acceleration (11 msec. duration
EMC	CE/FCC class A
Power Supply	
DC input	10-35V DC-in with 3-pin terminal block
LCD	
Display Type	15.6” TFT-LCD, LED
Max Resolution	1366 (H) x 768 (V)
Max. Colors	16.7M (8 bit/color)
Luminance	400 cd/m²
Viewing Angle	170° (H), 130° (V)
Back Light	LED
Back Light MTBF (Hours)	50,000
Touchscreen	
Type	Flat 5-wire Resistive / P-CAP Multi Touch
Light Transmission	80% ± 3% / 88%± 2%

Note: All specifications are subject to change without notice.

Dimension

Unit: mm

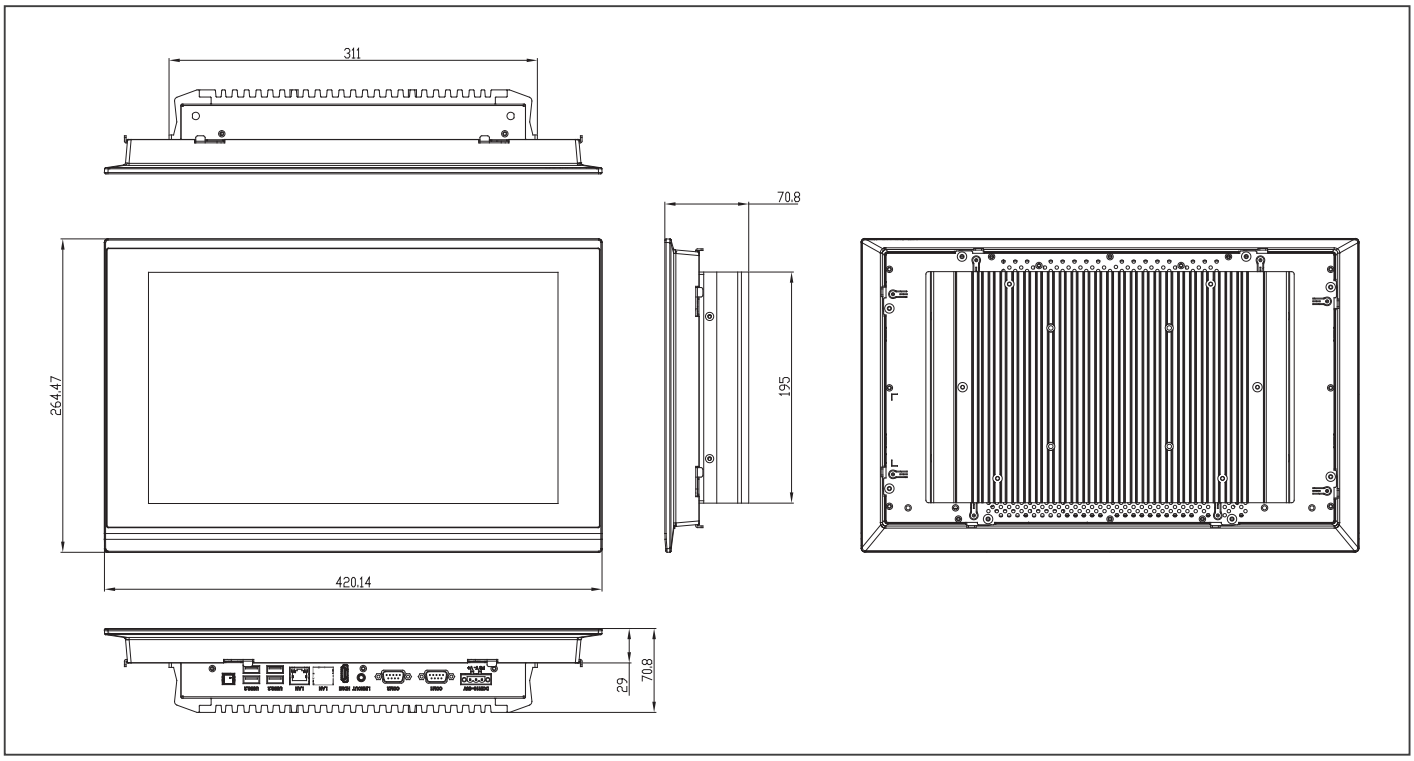

Ordering Information

Part Number	Display Type	Max Resolution	Luminance	View Angle	Backlight MTBF (Hours)	CPU	LAN	USB 2.0	USB 3.2 Gen 2	RS-232	RS-485/ 422/232	Storage	RAM	Display	Expansion	Mounting	Power	Temp.	Touch
OMNI-2155HTT-CML-A2-1010	15.6" TFT LCD	1366 x 768	400 cd/m²	170°(H) 130°(V)	50,000	Intel® Core™ i9-10900TE Intel® Core™ i7-10700TE Intel® Core™ i5-10500TE Intel® Core™ i3-10100TE Intel® Celeron® G5900TE	2	—	4	—	2	M.2 2280 slot x 1 (PCIex4), 2.5" SATA SSD/HDD bay x 1	DDR4 SO-DIMM x 2, up to 64GB	HDMI x 1	M.2 2230 E Key x 1 Full-Size Mini Card x 1	VESA 100 / Panel Mount	10-35V DC-in with 3-pin terminal block	0°C ~ 45°C with 0.5m/s airflow	Projected Capacitive multitouch

Packing List

- **Phoenix Power Connector x 1**
- **OMNI-2155-CML x 1**

Optional Accessories

- **AP-OT9789LA1000**
  LCD Monitor Stand 230mm, LA-100
- **1702031802**
  Power Cord (US Type)
- **1702031803**
  Power Cord (European Type)
- **170203180E**
  Power Cord (Japanese Type)
- **125590120B**
  120W Power Adapter
- **1255302300**
  230W Power Adapter

11

OMNI Series : Modular Builder

Refer to the product introduction on page 00-17 to learn how to order

OMNI-215D

15.6” OMNI Modular Touch/ LCD Panel Kit

Features

- **15.6” (1366 x 768) OMNI Modular Touch/ LCD Kit**
- **Supports Projected Capacitive Multi Touch or Resistive Touch Screen**
- **IP65 Compliant Aluminum Front Bezel**

Giga LAN · DDR 3L · USB 2.0 · USB 3.2 Gen 1 · LED Backlight

Specifications

Mechanical	
Construction	Aluminum Front Bezel
Mounting	Panel Mount
Dimension	16.54” x 10.39” x 1.14” (420mm x 264mm x 29mm)
Carton Dimension	20.47” x 17.13” x 7.09” (520mm x 435mm x 180mm)
Gross Weight	11 lb (5 kg)
Environmental	
Operating Temperature	14°F ~ 131°F (-10°C ~ 55°C) with 0.5 m/s airflow
Storage Temperature	-4°F ~ 158°F (-20°C ~ 70°C)
Storage Humidity	90% @40°C; non-condensing
Vibration	1 Grms/ 5~ 500Hz/ operation – with HDD
Shock	15G peak acceleration (11 msec. duration) – with HDD
EMC	CE/FCC Class A
Power Supply	
DC input	—
LCD	
Display Type	15.6” TFT-LCD, LED
Max Resolution	1366 x 768
Max. Colors	16.2M colors
Luminance	400 cd/m^2
Viewing Angle	160° (H), 140° (V)
Back Light	LED
Back Light MTBF (hours)	50,000
Touch Screen	
Type	P-CAP/ Full-flap resistive
Light Transmission	90%
Others	1. Connect with OMNI-Box Kit 2. Connect with LVDS/USB Type Touch

Note: All specifications are subject to change without notice.

Dimension

Unit: mm

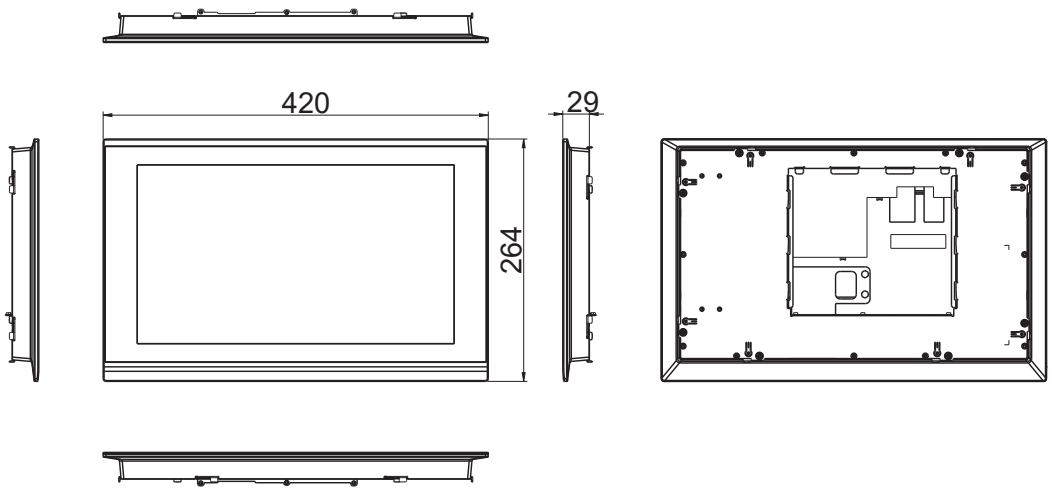

Ordering Information

Part Number	Display Type	Max Resolution	Luminance	View Angle	Backlight MTBF (Hours)	Temp.	Touch	Other
OMNI-215DHTT-KIT-A1-1011	15.6" TFT-LCD	1366 x 768	400 cd/m²	160(H), 140(V)	50,000	-10°C ~ 55°C	Full Flat Resistive Touch Screen	Support OMNI CPU BOX kit
OMNI-215DHTT-KIT-A2-1011	15.6" TFT-LCD	1366 x 768	400 cd/m²	160(H), 140(V)	50,000	-10°C ~ 55°C	Projectitive Capactive Touch	Support OMNI CPU BOX kit

OMNI-221D

21.5” OMNI Modular Touch/ LCD Panel Kit

Features

- **21.5” (1920 x 1080) OMNI Modular Touch/ LCD Kit**
- **Supports Projected Capacitive Multi Touch or Resistive Touch Screen**
- **IP65 Compliant Aluminum Front Bezel**

Giga LAN · DDR 3L · USB 2.0 · USB 3.2 Gen 1 · LED Backlight

Specifications

Mechanical	
Construction	Aluminum Front Bezel
Mounting	Panel Mount
Dimension	21.61” x 14.65” x 0.87” (549mm x 372mm x 22mm)
Carton Dimension	26.38” x 7.87” x 20.67” (670mm x 200mm x 525mm)
Gross Weight	11 lb (5 kg)
Environmental	
Operating Temperature	14°F ~ 131°F (-10°C ~ 55°C) with 0.5 m/s airflow
Storage Temperature	-4°F ~ 158°F (-20°C ~ 70°C)
Storage Humidity	90% @40°C; non-condensing
Vibration	1 Grms/ 5~ 500Hz/ operation – with HDD
Shock	15G peak acceleration (11 msec. duration) – with HDD
EMC	CE/FCC Class A
Power Supply	
DC input	—
LCD	
Display Type	21.5” TFT-LCD, LED
Max Resolution	1920 x 1080
Max. Colors	16.7M colors
Luminance	250 cd/m^2
Viewing Angle	178° (H), 178° (V)
Back Light	LED
Back Light MTBF (hours)	50,000
Touch Screen	
Type	P-CAP/ Full-flap resistive
Light Transmission	90%
Others	1. Connect with OMNI-Box Kit 2. Connect with LVDS/USB Type Touch

Note: All specifications are subject to change without notice.

Dimension

Unit: mm

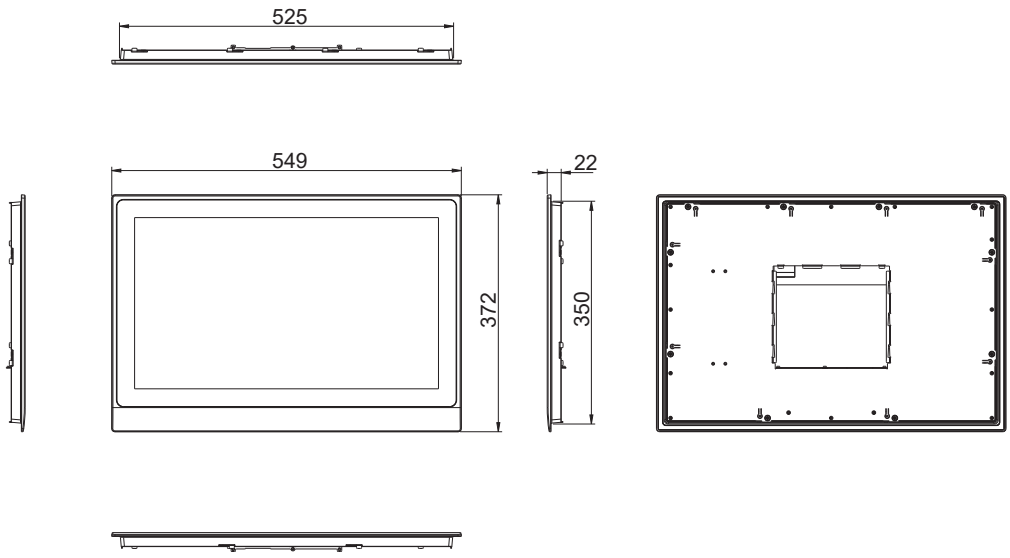

Ordering Information

Part Number	Display Type	Max Resolution	Luminance	View Angle	Backlight MTBF (Hours)	Temp.	Touch	Other
OMNI-221DHTT-KIT-A1-1011	21.5" TFT-LCD	1920 x 1080	250 cd/m²	178(H), 178(V)	50,000	-10°C ~ 55°C	Full Flat Resistive Touch Screen	Support OMNI CPU BOX kit
OMNI-221DHTT-KIT-A2-1012	21.5" TFT-LCD	1920 x 1080	250 cd/m²	178(H), 178(V)	50,000	-10°C ~ 55°C	Projectitive Capactive Touch	Support OMNI CPU BOX kit

OMNI-310D

10.4” OMNI Modular Touch/ LCD Panel Kit

Features

- **10.4” (800 x 600) OMNI Modular Touch/ LCD Kit**
- **Supports Projected Capacitive Multi Touch or Resistive Touch Screen**
- **IP65 Compliant Aluminum Front Bezel**

Giga LAN · DDR 3L · USB 2.0 · USB 3.2 Gen 1 · LED Backlight

Specifications

Mechanical	
Construction	Aluminum Front Bezel
Mounting	Panel Mount
Dimension	11.02” x 9.41” x 1.1” (280mm x 239mm x 28mm)
Carton Dimension	16.34” x 7.05” x 15.39” (415mm x 179mm x 391mm)
Gross Weight	3.08 lb (1.4 kg)
Environmental	
Operating Temperature	14°F ~ 131°F (-10°C ~ 55°C) with 0.5 m/s airflow
Storage Temperature	-4°F ~ 158°F (-20°C ~ 70°C)
Storage Humidity	90% @40°C; non-condensing
Vibration	1 Grms/ 5~ 500Hz/ operation – with HDD
Shock	15G peak acceleration (11 msec. duration) – with HDD
EMC	CE/FCC Class A
Power Supply	
DC input	—
LCD	
Display Type	10.4” TFT-LCD, LED
Max Resolution	800 x 600
Max. Colors	16.2M colors
Luminance	230 cd/m^2
Viewing Angle	120° (H), 100° (V)
Back Light	LED
Back Light MTBF (hours)	50,000
Touch Screen	
Type	P-CAP/ Full-flap resistive
Light Transmission	90%
Others	1. Connect with OMNI-Box Kit 2. Connect with LVDS/ USB Type Touch

Note: All specifications are subject to change without notice.

Dimension

Unit: mm

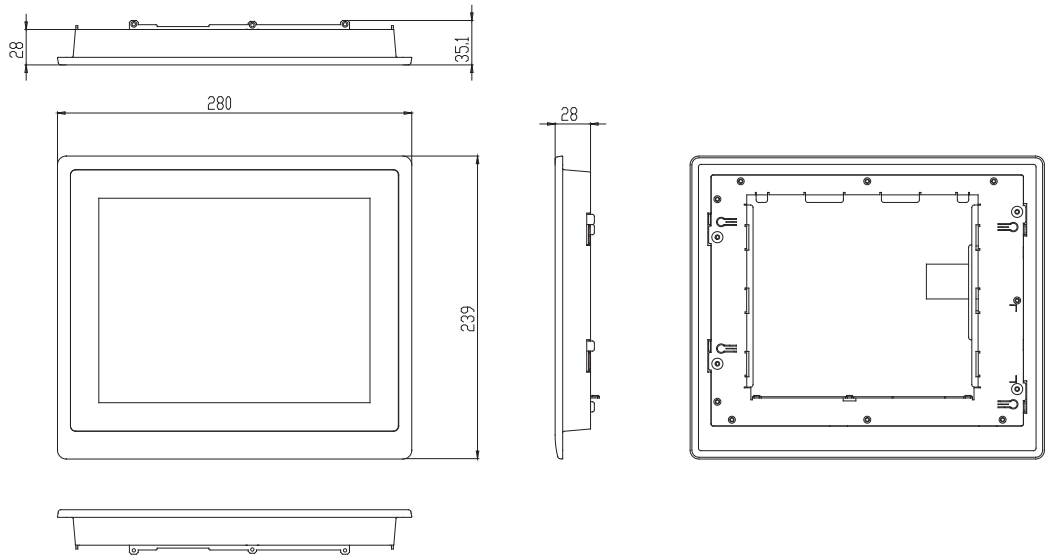

Ordering Information

Part Number	Display Type	Max Resolution	Luminance	View Angle	Backlight MTBF (Hours)	Temp.	Touch	Other
OMNI-310DHTT-KIT-A1-1011	10.4" TFT-LCD	800 x 600	230 cd/m²	120(H), 100(V)	50,000	-10°C ~ 55°C	Full Flat Resistive Touch Screen	Support OMNI CPU BOX kit
OMNI-310DHTT-KIT-A2-1011	10.4" TFT-LCD	800 x 600	230 cd/m²	120(H), 100(V)	50,000	-10°C ~ 55°C	Projectitive Capactive Touch	Support OMNI CPU BOX kit

OMNI-312D

12.1” OMNI Modular Touch/ LCD Panel Kit

Features

- **12.1” (1024 x 768) OMNI Modular Touch/ LCD Kit**
- **Supports Projected Capacitive Multi Touch or Resistive Touch Screen**
- **IP65 Compliant Aluminum Front Bezel**

Giga LAN · DDR 3L · USB 2.0 · USB 3.2 Gen 1 · LED Backlight

Specifications

Mechanical	
Construction	Aluminum Front Bezel
Mounting	Panel Mount
Dimension	12.95” x 11.34” x 0.98” (329mm x 288mm x 25mm)
Carton Dimension	20.87” x 17.52” x 7.87” (530mm x 445mm x 200mm)
Gross Weight	4.4 lb (2 kg)
Environmental	
Operating Temperature	14°F ~ 131°F (-10°C ~ 55°C) with 0.5 m/s airflow
Storage Temperature	-4°F ~ 158°F (-20°C ~ 70°C)
Storage Humidity	90% @40°C; non-condensing
Vibration	1 Grms/ 5~ 500Hz/ operation – with HDD
Shock	15G peak acceleration (11 msec. duration) – with HDD
EMC	CE/FCC Class A
Power Supply	
DC input	—
LCD	
Display Type	12.1” TFT-LCD, LED
Max Resolution	1024 x 768
Max. Colors	16.2M colors
Luminance	500 cd/m^2
Viewing Angle	160° (H), 160° (V)
Back Light	LED
Back Light MTBF (hours)	50,000
Touch Screen	
Type	P-CAP/ Full-flap resistive
Light Transmission	90%
Others	1. Connect with OMNI-Box Kit 2. Connect with LVDS/USB Type Touch

Note: All specifications are subject to change without notice.

Dimension

Unit: mm

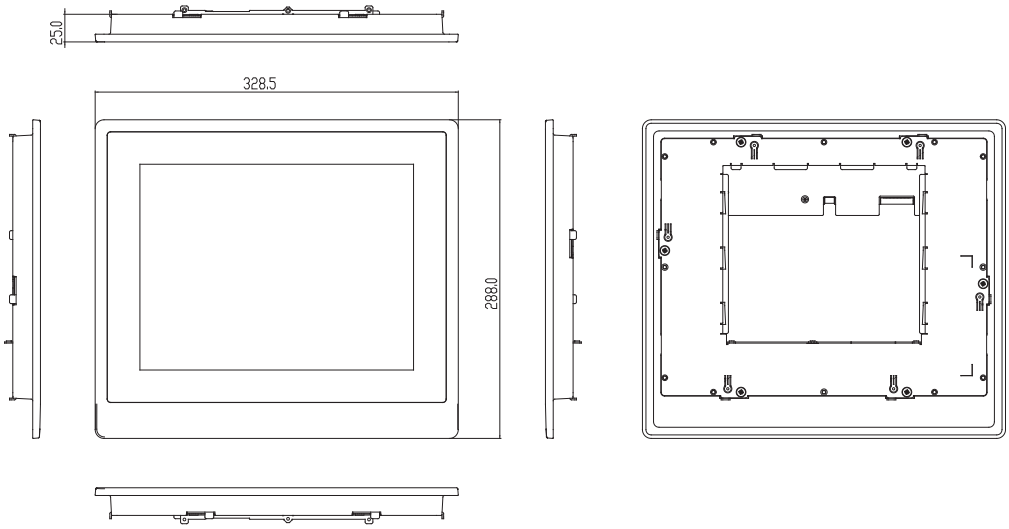

Ordering Information

Part Number	Display Type	Max Resolution	Luminance	View Angle	Backlight MTBF (Hours)	Temp.	Touch	Other
OMNI-312DHTT-KIT-A1-1011	12.1" TFT-LCD	1024 x 768	500 cd/m²	160(H), 160(V)	50,000	-10°C ~ 55°C	Full Flat Resistive Touch Screen	Support OMNI CPU BOX kit
OMNI-312DHTT-KIT-A2-1011	12.1" TFT-LCD	1024 x 768	500 cd/m²	160(H), 160(V)	50,000	-10°C ~ 55°C	Projectitive Capactive Touch	Support OMNI CPU BOX kit

OMNI-315D

15” OMNI Modular Touch/ LCD Panel Kit

Features

- **15” (1024 x 768) OMNI Modular Touch/ LCD Kit**
- **Supports Projected Capacitive Multi Touch or Resistive Touch Screen**
- **IP65 Compliant Aluminum Front Bezel**

Giga LAN · DDR 3L · USB 2.0 · USB 3.2 Gen 1 · LED Backlight

Specifications

Mechanical	
Construction	Aluminum Front Bezel
Mounting	Panel Mount
Dimension	14.53” x 12.36” x 1.06” (369mm x 314mm x 27mm)
Carton Dimension	20.08” x 9.84” x 18.11” (510mm x 250mm x 460mm)
Gross Weight	11.66 lb (5.3 kg)
Environmental	
Operating Temperature	14°F ~ 131°F (-10°C ~ 55°C) with 0.5 m/s airflow
Storage Temperature	-4°F ~ 158°F (-20°C ~ 70°C)
Storage Humidity	90% @40°C; non-condensing
Vibration	1 Grms/ 5~ 500Hz/ operation – with HDD
Shock	15G peak acceleration (11 msec. duration) – with HDD
EMC	CE/FCC Class A
Power Supply	
DC input	—
LCD	
Display Type	15” TFT-LCD, LED
Max Resolution	1024 x 768
Max. Colors	16.2M (8bit/color)
Luminance	300 cd/m^2
Viewing Angle	176° (H), 176° (V)
Back Light	LED
Back Light MTBF (hours)	70,000
Touch Screen	
Type	P-CAP/ Full-flap resistive
Light Transmission	90%
Others	1. Connect with OMNI-Box Kit 2. Connect with LVDS/USB Type Touch

Note: All specifications are subject to change without notice.

Dimension

Unit: mm

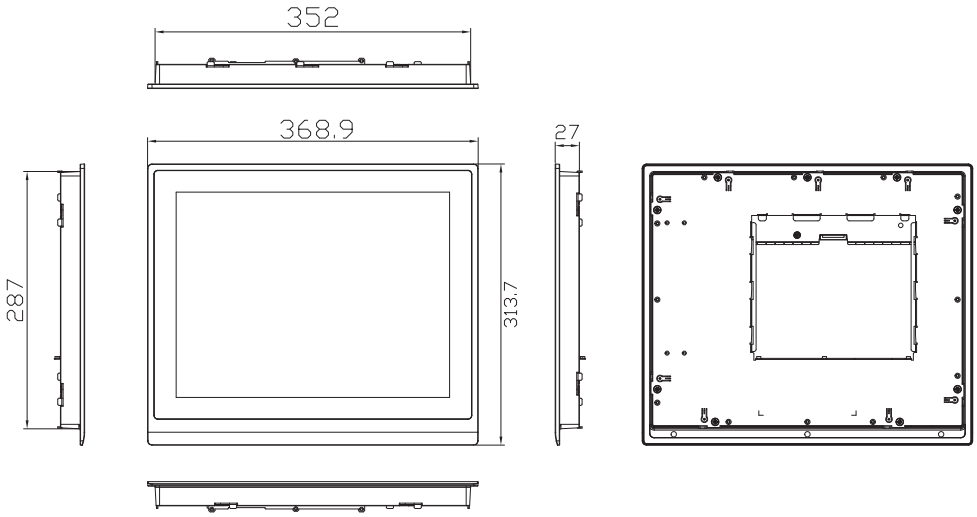

Ordering Information

Part Number	Display Type	Max Resolution	Luminance	View Angle	Backlight MTBF (Hours)	Temp.	Touch	Other
OMNI-315DHTT-KIT-A1-1012	15" TFT-LCD	1024 x 768	300 cd/m²	176° (H), 176° (V)	70,000	-10°C ~ 55°C	Full Flat Resistive Touch Screen	Support OMNI CPU BOX kit
OMNI-315DHTT-KIT-A2-1012	15" TFT-LCD	1024 x 768	300 cd/m²	176° (H), 176° (V)	70,000	-10°C ~ 55°C	Projectitive Capactive Touch	Support OMNI CPU BOX kit

OMNI-317D

17” OMNI Modular Touch/ LCD Panel Kit

Features

- **17” (1280 x 1024) MNI Modular Touch/ LCD Kit**
- **Supports Projected Capacitive Multi Touch or Resistive Touch Screen**
- **IP65 Compliant Aluminum Front Bezel**

Giga LAN · DDR 3L · USB 2.0 · USB 3.2 Gen 1 · LED Backlight

Specifications

Mechanical	
Construction	Aluminum Front Bezel
Mounting	Panel Mount
Dimension	16.14” x 14.57” x 1.1” (410mm x 370mm x 28mm)
Carton Dimension	20.47” x 10.32” x 19.29” (522mm x 262mm x 490mm)
Gross Weight	8.8 lb(4 kg)
Environmental	
Operating Temperature	14°F ~ 131°F (-10°C ~ 55°C) with 0.5 m/s airflow
Storage Temperature	-4°F ~ 158°F (-20°C ~ 70°C)
Storage Humidity	90% @40°C; non-condensing
Vibration	1 Grms/ 5~ 500Hz/ operation – with HDD
Shock	15G peak acceleration (11 msec. duration) – with HDD
EMC	CE/FCC Class A
Power Supply	
DC input	—
LCD	
Display Type	17” TFT-LCD, LED
Max Resolution	1280 x 1024
Max. Colors	16.7M colors
Luminance	350 cd/m^2
Viewing Angle	170° (H), 160° (V)
Back Light	LED
Back Light MTBF (hours)	50,000
Touch Screen	
Type	P-CAP/ Full-flap resistive
Light Transmission	90%
Others	1. Connect with OMNI-Box Kit 2. Connect with LVDS/USB Type Touch

Note: All specifications are subject to change without notice.

Dimension

Unit: mm

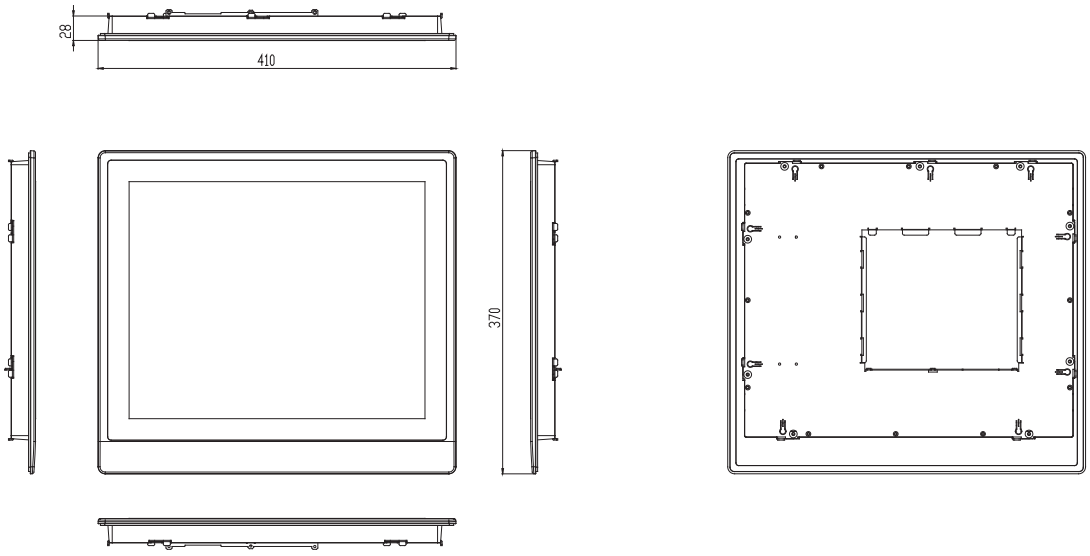

Ordering Information

Part Number	Display Type	Max Resolution	Luminance	View Angle	Backlight MTBF (Hours)	Temp.	Touch	Other
OMNI-317DHTT-KIT-A1-1012	17" TFT-LCD	1280 x 1024	350 cd/m²	170(H), 160(V)	50,000	-10°C ~ 55°C	Full Flat Resistive Touch Screen	Support OMNI CPU BOX kit
OMNI-317DHTT-KIT-A2-1011	17" TFT-LCD	1280 x 1024	350 cd/m²	170(H), 160(V)	50,000	-10°C ~ 55°C	Projectitive Capactive Touch	Support OMNI CPU BOX kit

OMNI-319D

19” OMNI Modular Touch/ LCD Panel Kit

Features

- **19” (1280 x 1024) OMNI Modular Touch/ LCD Kit**
- **Supports Projected Capacitive Multi Touch or Resistive Touch Screen**
- **IP65 Compliant Aluminum Front Bezel**

Giga LAN · DDR 3L · USB 2.0 · USB 3.2 Gen 1 · LED Backlight

Specifications

Mechanical	
Construction	Aluminum Front Bezel
Mounting	Panel Mount
Dimension	18.13” x 16.12” x 1.1” (460.4mm x 409.4mm x 28mm)
Carton Dimension	26.02” x 8.11” x 19.53” (661mm x 206mm x 496mm)
Gross Weight	11 lb (5 kg)
Environmental	
Operating Temperature	14°F ~ 131°F (-10°C ~ 55°C) with 0.5 m/s airflow
Storage Temperature	-4°F ~ 158°F (-20°C ~ 70°C)
Storage Humidity	90% @40°C; non-condensing
Vibration	1 Grms/ 5~ 500Hz/ operation – with HDD
Shock	15G peak acceleration (11 msec. duration) – with HDD
EMC	CE/FCC Class A
Power Supply	
DC input	—
LCD	
Display Type	19” TFT-LCD, LED
Max Resolution	1280 x 1024
Max. Colors	16.7M colors
Luminance	350 cd/m^2
Viewing Angle	170° (H), 160° (V)
Back Light	LED
Back Light MTBF (hours)	50,000
Touch Screen	
Type	P-CAP/ Full-flap resistive
Light Transmission	90%
Others	1. Connect with OMNI-Box Kit 2. Connect with LVDS/USB Type Touch

Note: All specifications are subject to change without notice.

Dimension

Unit: mm

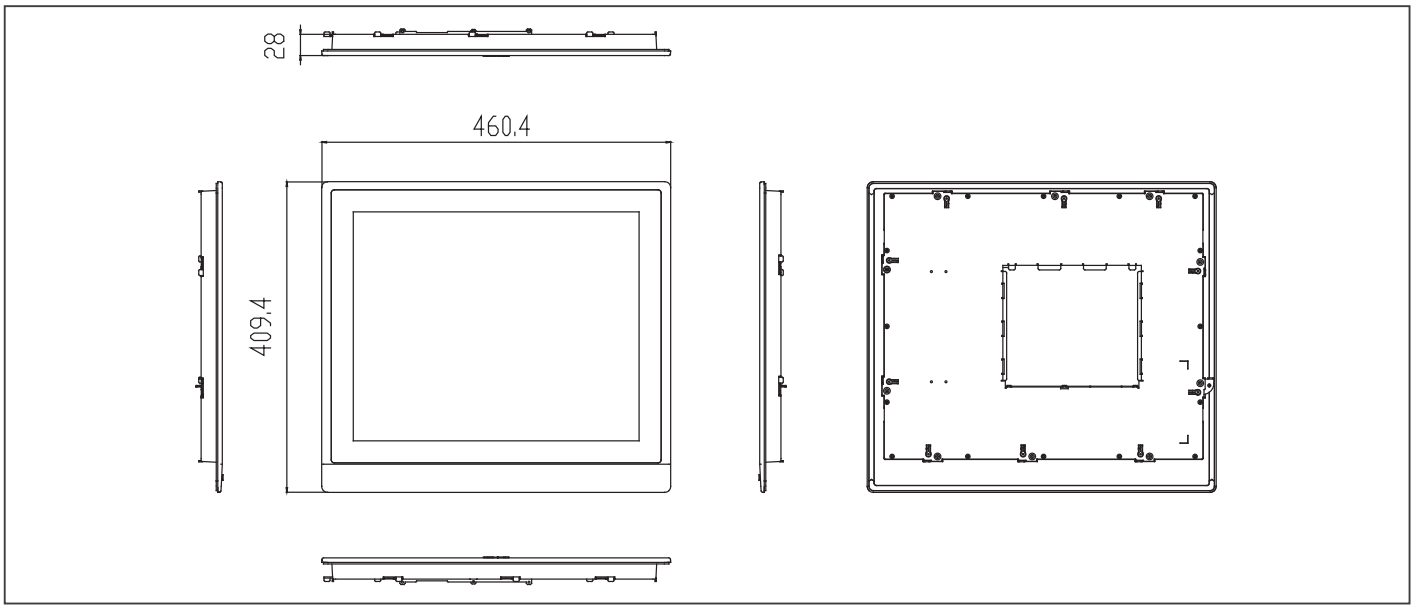

Ordering Information

Part Number	Display Type	Max Resolution	Luminance	View Angle	Backlight MTBF (Hours)	Temp.	Touch	Other
OMNI-319DHTT-KIT-A1-1012	19" TFT-LCD	1280 x 1024	350 cd/m²	170(H), 160(V)	50,000	-10°C ~ 55°C	Full Flat Resistive Touch Screen	Support OMNI CPU BOX kit
OMNI-319DHTT-KIT-A2-1011	19" TFT-LCD	1280 x 1024	350 cd/m²	170(H), 160(V)	50,000	-10°C ~ 55°C	Projectitive Capactive Touch	Support OMNI CPU BOX kit

OMNI-3120PD

12.1” OMNI Modular Open Frame Touch/ LCD Panel Kit

OMNI-3120PD-HTT-KIT-A1-1010

OMNI-3120PD-HTT-KIT-A2/A3-1010

Features

- **12.1” (1024 x 768) OMNI Modular Open Frame Touch/ LCD Kit**
- **Supports Projected Capacitive Multi Touch or Full Flat Resistive Touch Screen or 5-wire Resistive Touch Screen**

Giga LAN · DDR 3L · USB 2.0 · USB 3.2 Gen 1 · LED Backlight

Specifications

Mechanical	
Construction	Open Frame LCD Kit
Mounting	Panel Mount
Dimension	13.2” x 10.8” x 1.04” (335.2mm x 274.2mm x 26.5mm)
Carton Dimension	20.87” x 17.52” x 7.87” (530mm x 445mm x 200mm)
Gross Weight	4.4 lb (2 kg)
Environmental	
Operating Temperature	14°F ~ 131°F (-10°C ~ 55°C) with 0.5 m/s airflow
Storage Temperature	-4°F ~ 158°F (-20°C ~ 70°C)
Storage Humidity	90% @40°C; non-condensing
Vibration	1 Grms/ 5~ 500Hz/ operation – with HDD
Shock	15G peak acceleration (11 msec. duration) – with HDD
EMC	CE/FCC Class A
Power Supply	
DC input	—
LCD	
Display Type	12.1” TFT-LCD, LED
Max Resolution	1024 x 768
Max. Colors	16.2M colors
Luminance	500 cd/m^2
Viewing Angle	160° (H), 160° (V)
Back Light	LED
Back Light MTBF (hours)	50,000
Touch Screen	
Type	Projected Capacitive Multi Touch or Full Flat Resistive Touch Screen or 5-wire Resistive Touch Screen
Light Transmission	90%
Others	1. Connect with OMNI-Box Kit 2. Connect with LVDS/USB Type Touch

Note: All specifications are subject to change without notice.

Dimension

Unit: mm

OMNI-3120PDHTT-KIT-A1-1010

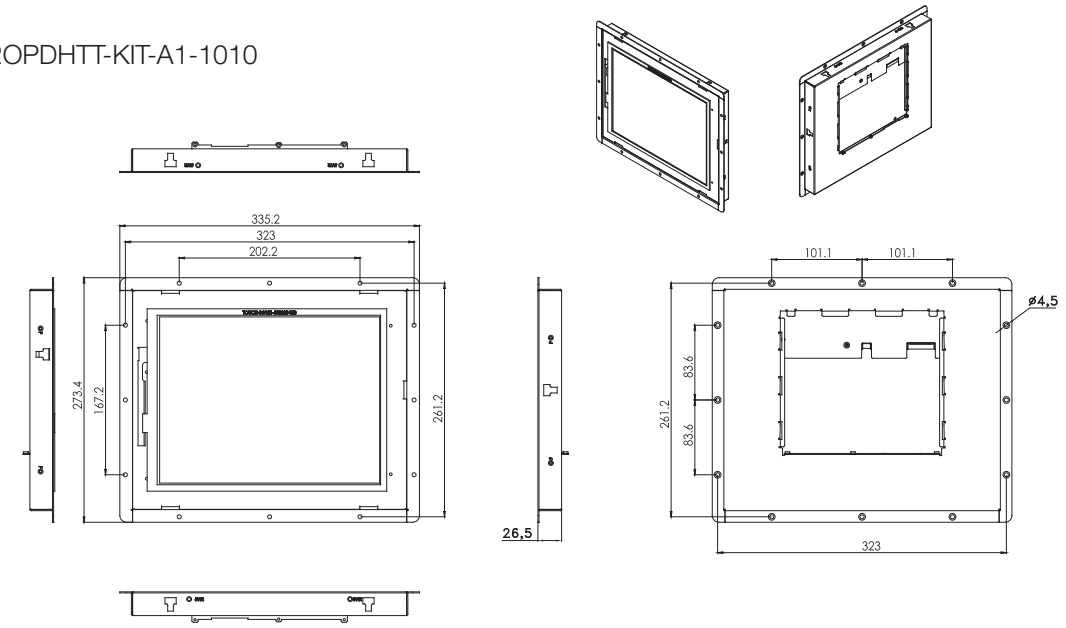

OMNI-3120PDHTT-KIT-A2/A3-1010

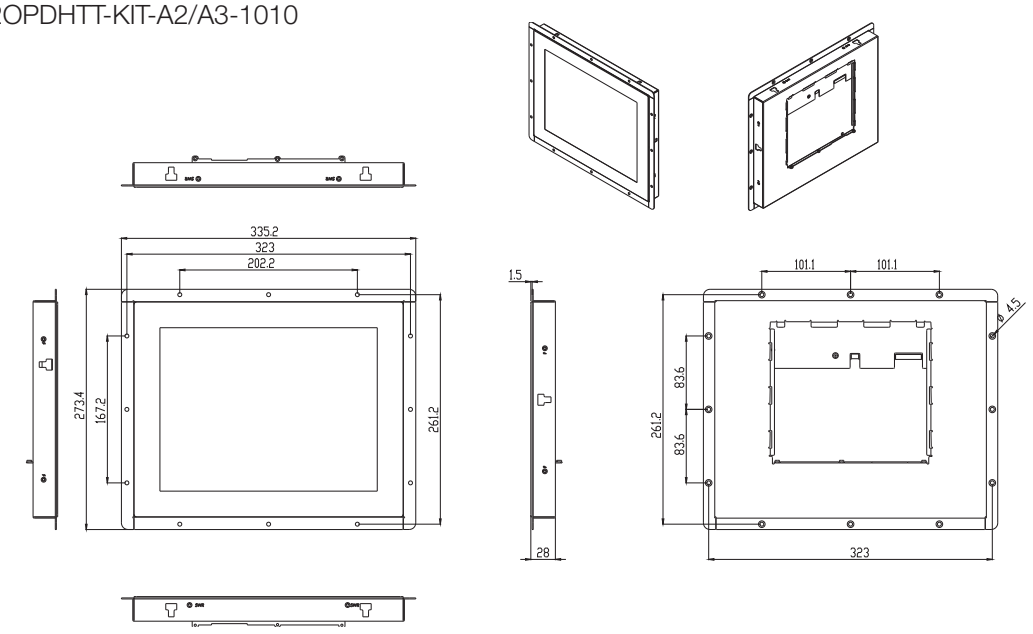

Ordering Information

Part Number	Display Type	Max Resolution	Luminance	View Angle	Backlight MTBF (Hours)	Temp.	Touch	Other
OMNI-3120PDHTT-KIT-A1-1010	12.1" TFT-LCD	1024 x 768	500 cd/m²	160°(H), 160°(V)	50,000	-10°C ~ 55°C	5 wire Resistive Touch	Support OMNI CPU BOX kit
OMNI-3120PDHTT-KIT-A2-1010	12.1" TFT-LCD	1024 x 768	500 cd/m²	160°(H), 160°(V)	50,000	-10°C ~ 55°C	Full flat Resistive Touch	Support OMNI CPU BOX kit
OMNI-3120PDHTT-KIT-A3-1010	12.1" TFT-LCD	1024 x 768	500 cd/m²	160°(H), 160°(V)	50,000	-10°C ~ 55°C	Projectitive Capactive Touch	Support OMNI CPU BOX kit

OMNI-315OPD

15” OMNI Modular Open Frame Touch/ LCD Panel Kit

OMNI-315OPD-HTT-KIT-A1-1010

OMNI-315OPD-HTT-KIT-A2/A3-1010

Features

- **15” (1024 x 768) OMNI Modular Open Frame Touch/ LCD Kit**
- **Supports Projected Capacitive Multi Touch or Full Flat Resistive Touch Screen or 5-wire Resistive Touch Screen**

Giga LAN · DDR 3L · USB 2.0 · USB 3.2 Gen 1 · LED Backlight

Specifications

Mechanical	
Construction	Open Frame LCD Kit
Mounting	Panel Mount
Dimension	15.08” x 12.05” x 1.04” (383mm x 306mm x 26.5mm)
Carton Dimension	20.08” x 9.84” x 18.11” (510mm x 250mm x 460mm)
Gross Weight	8.8 lb (4 kg)
Environmental	
Operating Temperature	14°F ~ 131°F (-10°C ~ 55°C) with 0.5 m/s airflow
Storage Temperature	-4°F ~ 158°F (-20°C ~ 70°C)
Storage Humidity	90% @40°C; non-condensing
Vibration	1 Grms/ 5~ 500Hz/ operation – with HDD
Shock	15G peak acceleration (11 msec. duration) – with HDD
EMC	CE/FCC Class A
Power Supply	
DC input	—
LCD	
Display Type	15” TFT-LCD, LED
Max Resolution	1024 x 768
Max. Colors	16.2M (8bit/color)
Luminance	300 cd/m^2
Viewing Angle	176° (H), 176° (V)
Back Light	LED
Back Light MTBF (hours)	70,000
Touch Screen	
Type	Projected Capacitive Multi Touch or Full Flat Resistive Touch Screen or 5-wire Resistive Touch Screen
Light Transmission	90%
Others	1. Connect with OMNI-Box Kit 2. Connect with LVDS/USB Type Touch

Note: All specifications are subject to change without notice.

Dimension

Unit: mm

OMNI-3150PDHTT-KIT-A1-1010

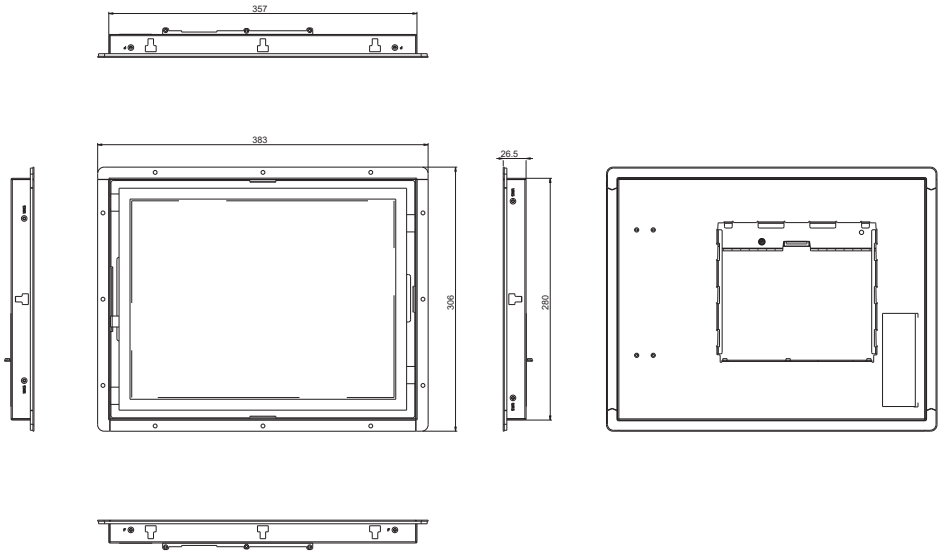

OMNI-3150PDHTT-KIT-A2/A3-1010

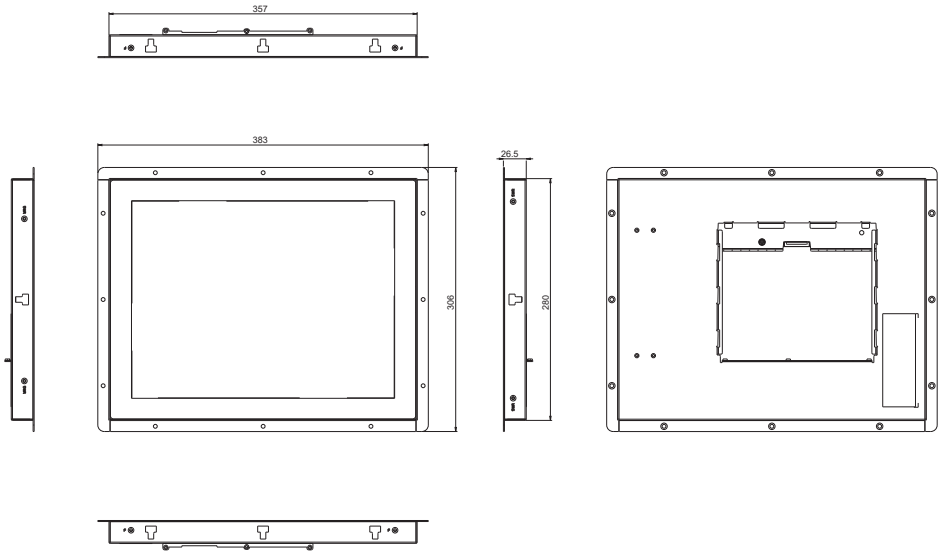

Ordering Information

Part Number	Display Type	Max Resolution	Luminance	View Angle	Backlight MTBF (Hours)	Temp.	Touch	Other
OMNI-3150PDHTT-KIT-A1-1011	15" TFT-LCD	1024 x 768	300 cd/m²	176° (H), 176° (V)	70,000	-10˚C ~ 55˚C	5 wire Resistive Touch	Support OMNI CPU BOX kit
OMNI-3150PDHTT-KIT-A2-1011	15" TFT-LCD	1024 x 768	300 cd/m²	176° (H), 176° (V)	70,000	-10˚C ~ 55˚C	Full flat Resistive Touch	Support OMNI CPU BOX kit
OMNI-3150PDHTT-KIT-A3-1011	15" TFT-LCD	1024 x 768	300 cd/m²	176° (H), 176° (V)	70,000	-10˚C ~ 55˚C	Projectitive Capactive Touch	Support OMNI CPU BOX kit

OMNI-BT CPU BOX Kit

OMNI Series Modules- CPU BOX Kit







Cover:Optional Accessory Kit, P/N: M0421550A0

Features

- **Intel® N2807/J1900 Processor**
- **Aluminum Design**
- **Fanless Operation**
- **Easily Expandable I/O by AAEON OMNI I/O Modules**

Gigo LAN · USB 2.0 · USB 3.2 Gen 1 · HDMI · PCI Express

Specifications

System	
Processor	Intel® N2807 processor, 1.58 GHz Intel® Celeron® J1900 processor, 2 GHz
System Memory	204-pin DDR3L 1333MHz SODIMM x 1, up to 8 GB, (J1900) 204-pin DDR3L 1333MHz SODIMM x 1, up to 4 GB, (N2807)
LCD CRT Controller	Integrated in processor
Ethernet	Intel® I211, 10/100/1000 Base-TX x 2
IO Port	USB 2.0 Type A x 3 USB 3.2 Gen 1 Type A x 1 SMA Antenna hole x 1 HDMI x 1 CFast™ x 1 DB-9 x 1 for RS-232/422/485 RJ-45 x 2 for 10/100/1000 Base-TX DB-15 x 1 for VGA 3-pin terminal block x 1 for 9~30 Vdc power input LED Power on/off switch x 1 (Power on = Orange, Power off =N/A)
Storage Disk Drive	CFast™ x 1, 2.5" SATA HDD bay x 1
Expansion Slot	Mini card x 2 (Full size x 2) SIM card x 1 OMNI I/O connector x 1
OS Support	Windows® 7, Windows® 8, Windows® 10, Linux Kernal 2.6.x or higher
Construction	Aluminum design
Mounting	Wallmount
Dimension	7.2" x 6.38" x 1.1" (183mm x 162mm x 28mm)
Gross Weight	3.96 lb (1.8 kg)
Operating Temperature	14°F ~ 131°F (-10°C ~ 55°C) (J1900) 14°F ~ 140°F (-10°C ~ 60°C) (N2807) with 0.5 m/s airflow (CF & HDD)
Storage Temperature	-4°F ~ 158°F (-20°C ~ 70°C)
Storage Humidity	90% @40°C; non-condensing
Anti Vibration	1 Grms/ 5~ 500Hz/ operation – with HDD
Anti-Shock	15 G peak acceleration (11 msec. duration) – HDD
Certification	CE/FCC class A
DC Input	DC 9 (min.) ~ 30 (max.) V w/3-pin terminal block, ATX Power function
Display Type	HDMI x 1, VGA
Others	Box Bottom Chassis Cover (optional): M0421550A0

Note: All specifications are subject to change without notice.

Dimension

Unit: mm

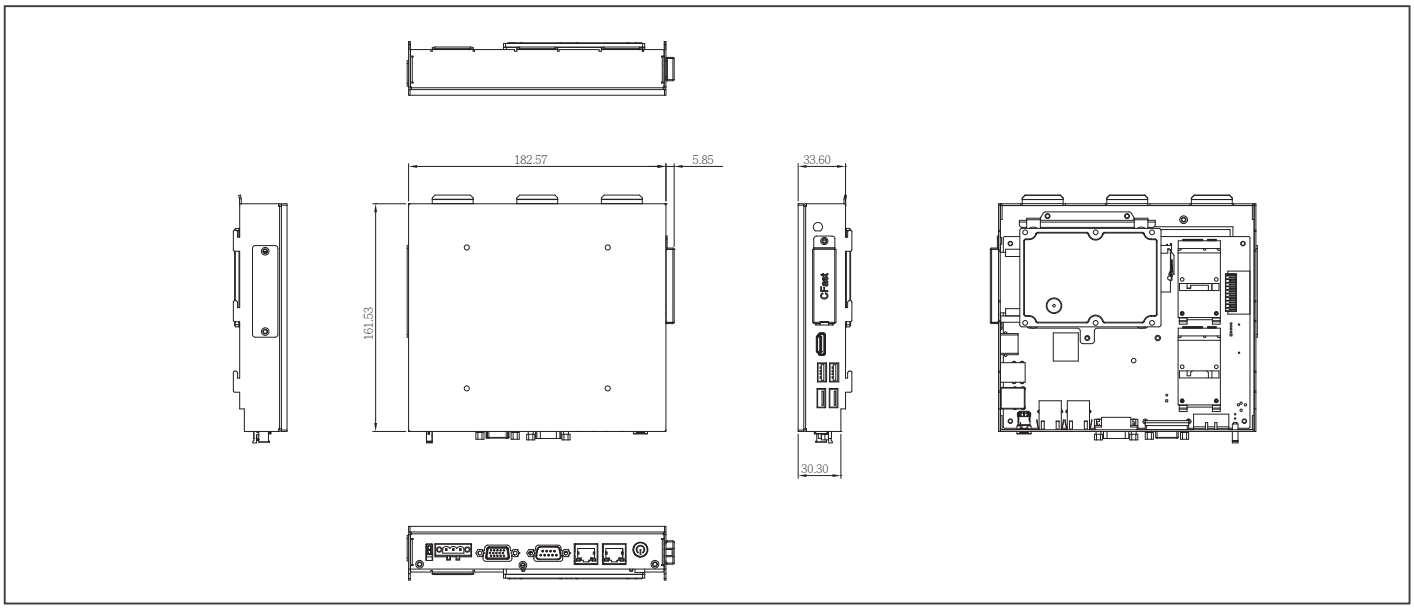

Ordering Information

Part Number	CPU	LAN	USB 3.2 Gen 1	USB 2.0	RS-232	RS-232/422/485	Storage	RAM	Display	Expansion	Power	Operating Temp.
OMNI-BT-KIT-A1-1010	Intel® Celeron® J1900, 2 GHz	2	1	3	—	1	CFast™ x 1 2.5" SATA HDD x 1	DDR3L, up to 8 GB	VGA x 1	Mini-Card x 2 (Full Size) OMNI Module	DC 9~30V	-10°C ~ 55°C with airflow
OMNI-BT-KIT-A2-1010	Intel® N2807, 1.58 GHz	2	1	3	—	1	CFast™ x 1 2.5" SATA HDD x 1	DDR3L, up to 4 GB	VGA x 1	Mini-Card x 2 (Full Size) OMNI Module	DC 9~30V	-10°C ~ 60°C with airflow

Packing List

- **Phoenix Power Connector**
- **OMNI-BT CPU BOX Kit**

Optional Accessories

- **AP-OT9789LA1000**
  LCD monitor Stand 230mm, LA-100
- **1702031802**
  Power Cord (US Type)
- **1702031803**
  Power Cord (European Type)
- **M0421550A0**
  OMNI BOX Bottom Cover
- **170203180E**
  Power Cord (Japanese Type)
- **1255900849**
  (TF)Adapter.AC/DC.Input 90V~264V. Output 12V/84W.3p phoenix.FSP.FSP084-DHAN3(9NA0840718)
- **1700021500**
  Remote Switch Cable, 150 cm

Wide Temperature DRAM

- **9761215500**
  2GB Wide Temperature DRAM (-40°C ~ 95°C)
- **9761215501**
  4GB Wide Temperature DRAM (-40°C ~ 95°C)
- **9761215502**
  8GB Wide Temperature DRAM (-40°C ~ 95°C)

**Users should select the wide temperature DRAM above and use wide temperature storage devices if the OMNI panel pc is to be operated at over 40°C.

OMNI-SKU CPU-BOX Kit

OMNI Series Modules- CPU BOX Kit

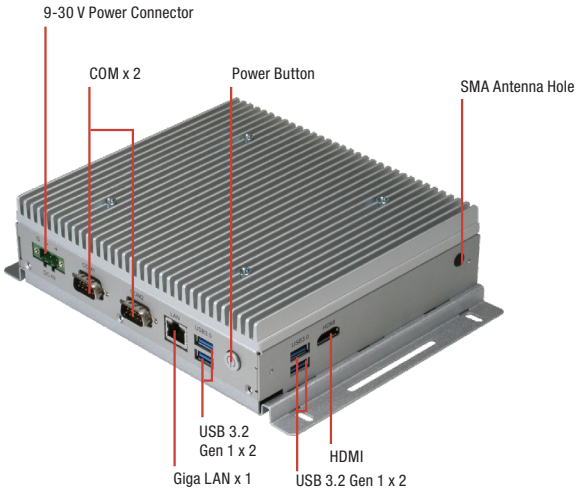



Cover:Optional Accessory Kit, P/N: M0421550A0

Features

- **Intel® Core™ i7-6600U, i5-6300U, i3-6100U, Celeron® 3995 Processor**
- **10/100/1000 Base-TX RJ-45 Port x 1**
- **RS-232/422/485 x 2**
- **USB 3.2 Gen 1 x 4**
- **Aluminum Design**
- **Fanless Operation**
- **DC 9~30V**

Giga LAN USB 2.0 USB 3.2 Gen 1 HDMI PCI Express

Specifications

System	
Processor	Intel® Core™ i7-6600U, i5-6300U, i3-6100U, Celeron® 3995 Processor
System Memory	260-pin DDR4 SODIMM x 1, Max. 16GB
LCD CRT Controller	Integrated in processor
Ethernet	Gigabit Ethernet, RJ-45 x 1
IO Port	USB Type A x 4 for USB 3.2 Gen 1 RJ-45 x1 for GbE LAN DB-9 x 2 for RS-232, DB-9 x 1 for RS-232/422/485 Power input connector, Power ON/OFF Switch x 1, antenna hole HDMI x 1 3-pin terminal Power input x 1
Storage Disk Drive	2.5" SATA HDD bay x 1
Expansion Slot	Full size mini card x 1 SIM card x 1 OMNI I/O connector x 1
OS Support	Windows® 10 (64-bit), Linux kernal 2.6.3 or above
Construction	Aluminum design
Mounting	Wallmount (with optional Bottom cover: M0421550A0) / with OMNI-Panel Kits
Dimension	7.2" x 6.38" x 1.77" (183mm x 162mm x 45mm)
Gross Weight	3.96 lb (1.8 kg)
Operating Temperature	-4°F ~ 131°F (-20°C ~ 55°C)
Storage Temperature	-4°F ~ 158°F (-20°C ~ 70°C)
Storage Humidity	90% @40°C; non-condensing
Anti Vibration	1 Grms/ 5~ 500Hz/ operation – with HDD
Anti-Shock	15 G peak acceleration (11 msec. duration) – HDD
Certification	CE/FCC class A
DC Input	DC 9 (min.) ~ 30 (max.) V w/ 3-pin terminal block, ATX Power function
Display Type	HDMI x 1
Others	Box Bottom Chassis Cover (optional): M0421550A0

Note: All specifications are subject to change without notice.

Dimension

Unit: mm

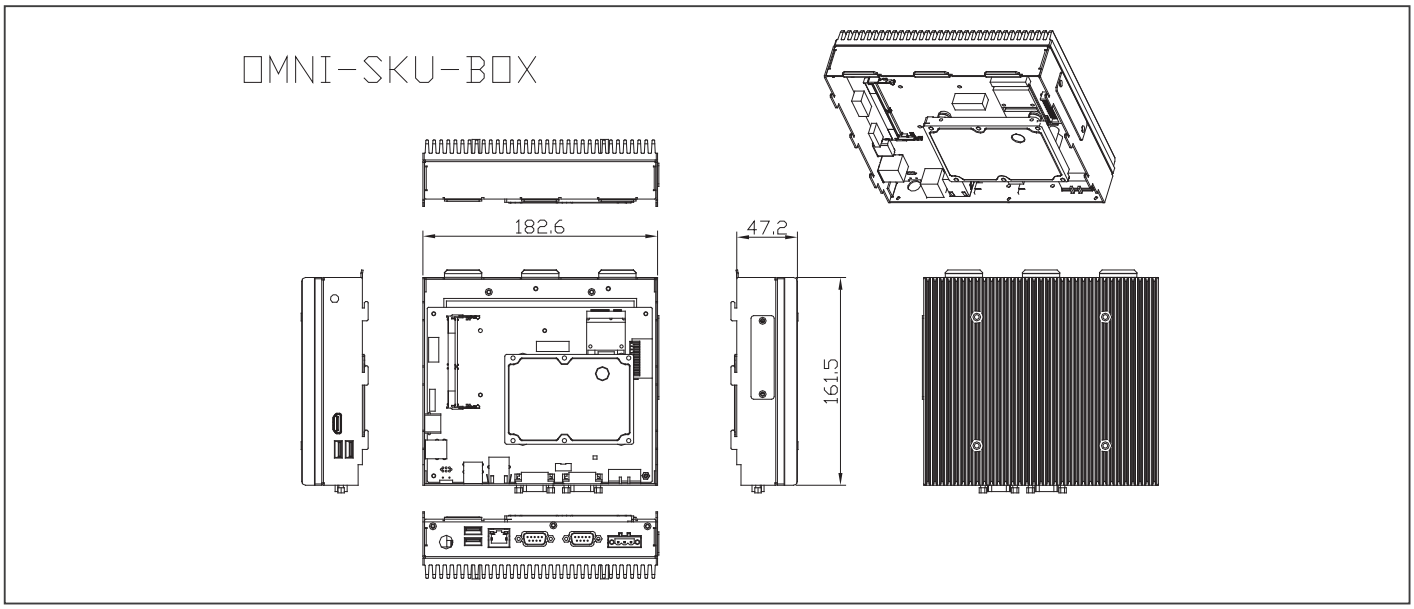

Ordering Information

Part Number	CPU	LAN	USB 3.2 Gen 1	USB 2.0	RS-232	RS-232/422/485	Storage	RAM	Display	Expansion	Mounting	Power	Operating Temp.
OMNI-SKU-KIT-A1-1110	Intel® i5-6300U Processor	1	4	—	—	2	2.5" SATA HDD x 1	DDR4, up to 16GB	HDMI x 1	Mini-Card x 1 (Full Size) OMNI Module	Wallmount	DC 9~30V	-20°C ~ 55°C with airflow
OMNI-SKU-KIT-A2-1110	Intel® C-3955U Processor	1	4	—	—	2	2.5" SATA HDD x 1	DDR4, up to 16GB	HDMI x 1	Mini-Card x 1 (Full Size) OMNI Module	Wallmount	DC 9~30V	-20°C ~ 55°C with airflow
OMNI-SKU-KIT-A3-1110	Intel® i7-6600U Processor	1	4	—	—	2	2.5" SATA HDD x 1	DDR4, up to 16GB	HDMI x 1	Mini-Card x 1 (Full Size) OMNI Module	Wallmount	DC 9~30V	-20°C ~ 55°C with airflow
OMNI-SKU-KIT-A4-1110	Intel® i3-6100U Processor	1	4	—	—	2	2.5" SATA HDD x 1	DDR4, up to 16GB	HDMI x 1	Mini-Card x 1 (Full Size) OMNI Module	Wallmount	DC 9~30V	-20°C ~ 55°C with airflow

Packing List

- **Phoenix Power Connector**
- **OMNI-SKU CPU BOX Kit**

Optional Accessories

- **1702031802**
  Power Cord (US Type)
- **1702031803**
  Power Cord (European Type)
- **M0421550A0**
  OMNI BOX Bottom Cover
- **170203180E**
  Power Cord (Japanese Type)

OMNI-ADB-KIT

Display BOX Kit, DC 12~30V



Features

- **Compatible with OMNI Series Modules- Panels: to Build Your Own OMNI Display**
- **No any Firmware Changes Needed to Combine with 7 Sizes OMNI Panel Modules**
- **DC 12~30V with Over Voltage/Current, Under Voltage Protection**
- **Optional Built-in Speakers**

Specifications

System	
Input Signal	VGA / HDMI
On Screen Display Control	5 keys OSD keypad (Up, Down, Menu, Auto, Power)
I/O Port	DB-15 x 1 for VGA HDMI x 1 USB Type A x 1 (For Enable T/S Function) Line in x 1 (For optional internal Speaker) Power Input x 1(Default Terminal Block 3pin)
OS Support	Windows® 7 32/64-bit, Windows® 8 32/64-bit, Windows® 10 64-bit, Linux Ubuntu 16.04
Mechanical	
Construction	Metal chassis
Mounting	Must be assembled with OMNI-Series Modules-Panels
Dimension	5.1" x 6.4" x 1.2" (128.6mm x 161.5mm x 30.7mm)
Carton Dimension	12.3" x 10.1" x 7.6" (312mm x 257mm x 194mm)
Gross Weight	5.5 lb (2.5 kg)
Net Weight	2.6 lb (1.2 kg)
Environmental	
Operating Temperature	14°F ~ 131°F (-10°C ~ 55°C) With 0.5m/s Airflow
Storage Temperature	-4°F ~ 140°F (-20°C ~ 60°C)
Storage Humidity	10%~90% @104°F (40°C); non-condensing
Vibration	1 Grms / 5~500Hz/random Operation
Shock	—
EMC	CE/FCC, Class A
Power Supply	
DC Input	DC 12~30V Power Input with 3 Pin Terminal Block
LCD	
Display Type	Depends on your OMNI Panel Modules
Max. Resolution	
Max. Colors	
Luminance	
Viewing Angle	
Back Light	
Back Light MTBF (Hours)	
Touchscreen	
Type	Depends on your OMNI Panel Modules
Light Transmission	
Life Time	

Note: All specifications are subject to change without notice.

Dimension

Unit: mm

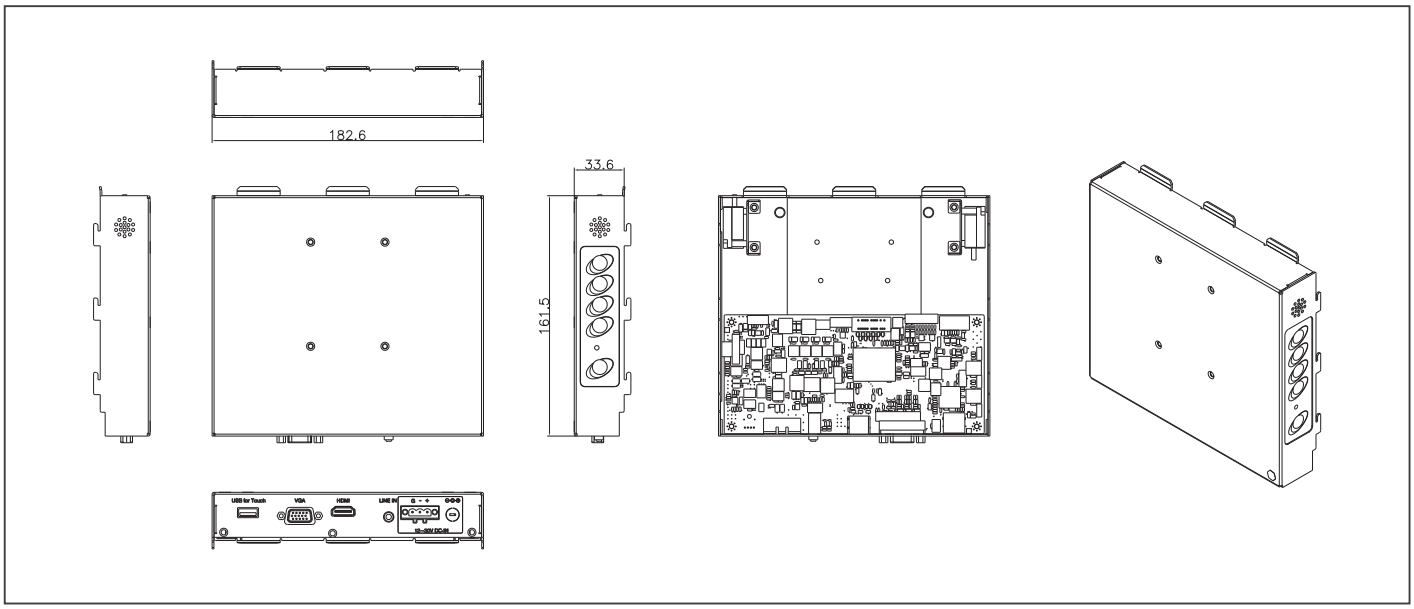

Ordering Information

Part Number	Display Type	Max. Resolution	Luminance	View Angle	Backlight MTBF (Hours)	Display	Mounting	Power	Temp.	Touch	Other
OMNI-ADB-KIT-A1-1010	—	—	—	—	—	VGA x 1 HDMI x 1	Mount with OMNI Panel Modules	DC 12V~30V	14°F ~ 131°F (-10°C ~ 55°C) (with 0.5 m/s airflow)	—	—

Packing List

- **VGA Cable x 1**
- **USB Cable for Touch x 1**
- **Phoenix Power Connector**
- **OMNI-ADB-Kit**

Optional Accessories

- **125530040F**
  (TF)AC/DC Adapter.12V.40W.3.33A.FSP.3p phoenix. FSP040-DHAN3.9NA0406819
- **1702031802**
  Power Cord (US Type)
- **1702031803**
  Power Cord (European Type)
- **170203180E**
  Power Cord (Japanese Type)

9741215501 - Mini Card x 2 & SIM Card x 2 Module

Mini PCIe Slot x 2, for OMNI Panel PC Only



Features

- Full-size Mini-Card Slot x 2
- SIM Card Slot x 2
- OS support: Windows® 7, Windows® 10, Linux Kernal 2.6.x or above

Ordering Information

- **9741215501**
  Mini Card x 2 & SIM Card x 2 Module (wireless Mini-Card Module Excluded)

Dimension

Unit: mm

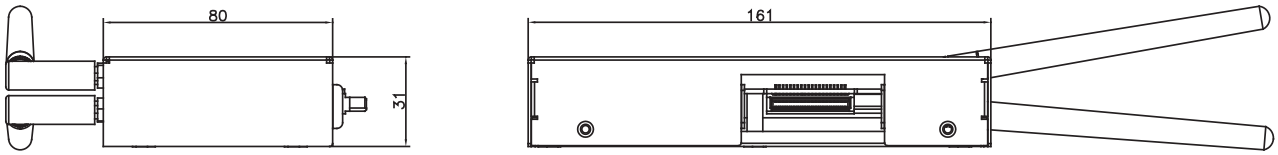

9741215502 - Dual LAN Module

Gigabit Ethernet x 2, for OMNI Panel PC only

Features

- Gigabit Ethernet x 2
- Intel® i211 Chipset
- OS support: Windows® 7, Windows® 10, Linux Kernal 2.6.x or above

Ordering Information

- **9741215502**
  Dual LAN Module

Dimension

Unit: mm

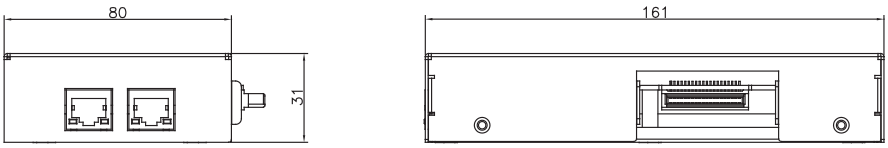

Note: All specifications are subject to change without notice.

9741215506 - DIO Module

DIO without Isolation x 8, for OMNI Panel PC only

Features

- DIO x 8 (3.3 Vac)
- OS support: Windows® 7, Windows® 10, Linux Kernal 2.6.x or above

Ordering Information

- **9741215506**
  DIO Module

Dimension

Unit: mm

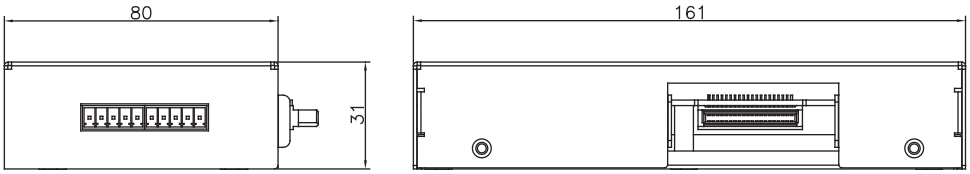

9741215508 - Audio Module

MIC-In x 1, Line-out x 1, for OMNI Panel PC only

Features

- Mic in x 1
- Line out x 1
- OS support: Windows® 7, Windows® 10, Linux Kernal 2.6.x or above

Ordering Information

- **9741215508**
  Audio Module

Dimension

Unit: mm

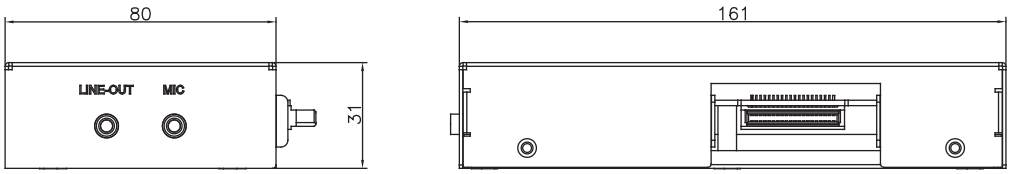

9741215510 - HMS Kit

10/100 Ethernet x 2, for OMNI Panel PC Only



Features

- 10/100 Ethernet x 2, Anybus
- Support All Major Industrial Ethernet and Fieldbus Networks
- OS support: Windows® 7, Windows® 10, Linux Kernal 2.6.x or above

* Due to communication protocol limit, only for EU region

Ordering Information

- **9741215510**
  HMS Kit

Dimension

Unit: mm

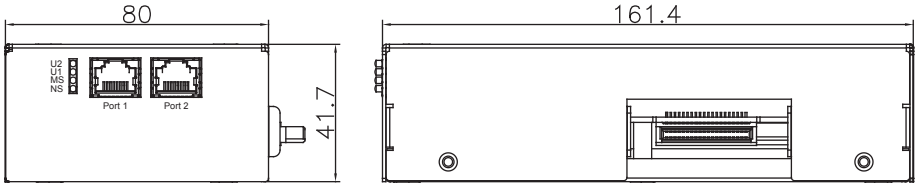

9741215512

WiFi 802.11 b/g/n Module



Features

- Supports 802.11b/g/n
- Supports BT 4.0
- OS support: Windows® 7, Windows® 10, Linux Kernal 2.6.x or above

Ordering Information

- **9741215512**
  WIFI 802.11 b/g/n Module

Dimension

Unit: mm

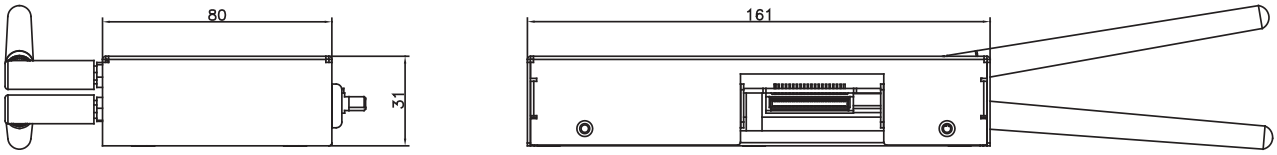

Note: All specifications are subject to change without notice.

9741215513

RS-485/422/232 Module



Features

- RS-232/422/485 x 2
- Selection by Jumper
- OS support: Windows® 7, Windows® 10, Linux Kernal 2.6.x or above

Ordering Information

- **9741215513**
  RS-485/422/232 Module

Dimension

Unit: mm

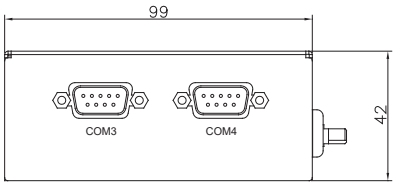

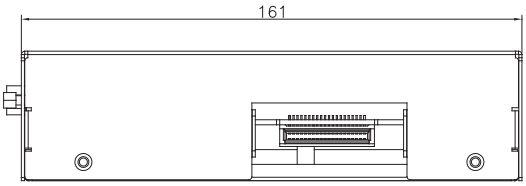

9741215515

OMNI USB/COM/LAN Module

Features

- USB 2.0 x 2
- RS-232/422/485 x 2 (Selection by External Switch)
- Gigabit Ethernet x 1
- OS support: Windows® 7, Windows® 10, Linux Kernal 2.6.x or above

Ordering Information

- **9741215515**
  USB/COM/LAN Module

Dimension

Unit: mm

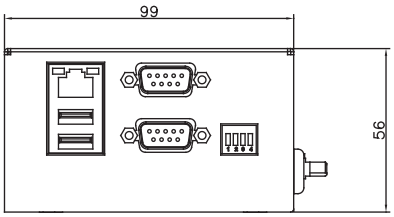

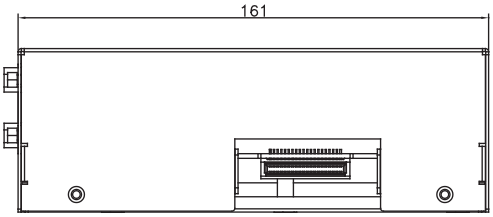

9741215516

OMNI COM x 4 Module

Features

- RS-232/422/485 x 4
- Selection by internal jumper
- OS support: Windows® 7, Windows® 10, Linux Kernal 2.6.x or above

Dimension

Unit: mm

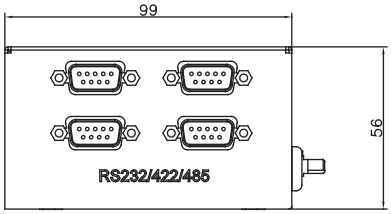

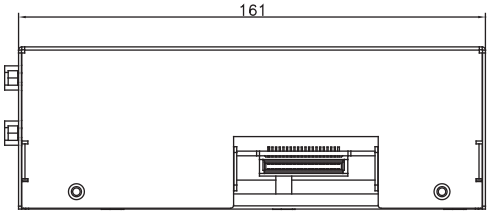

9741215517

OMNI Isolated COM Module

Features

- Isolated RS-232/422/485 x 4
- 2K VDC Isolation
- Selection by internal jumper
- OS support: Windows® 7, Windows® 10, Linux Kernal 2.6.x or above

Dimension

Unit: mm

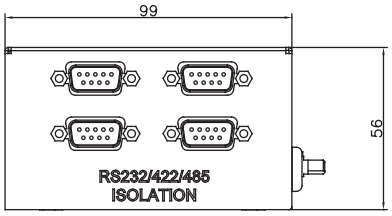

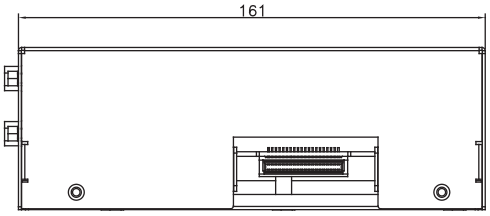

Note: All specifications are subject to change without notice.

9741215518

OMNI COM, DIO Module

Features

- DB-9 Isolated RS-232/422/485 x 4
- DIO x 16
- OS support: Windows® 7, Windows® 10, Linux Kernal 2.6.x or above

Dimension

Unit: mm

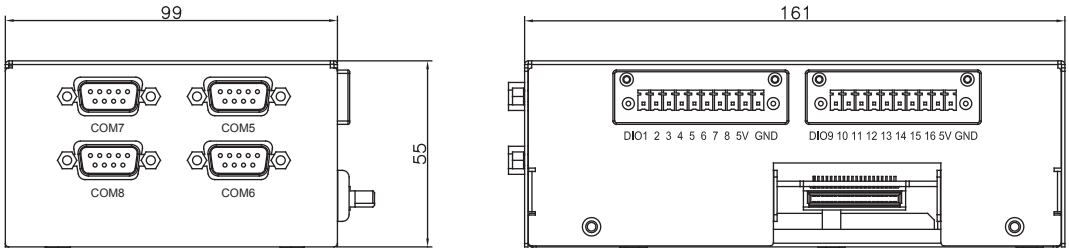

12

OMNI Series : Modular Touch Panel Solutions

12

OMNI-2155-BT

15.6” Modular HMI Panel PC with Intel® Celeron® J1900/ N2807 Processor



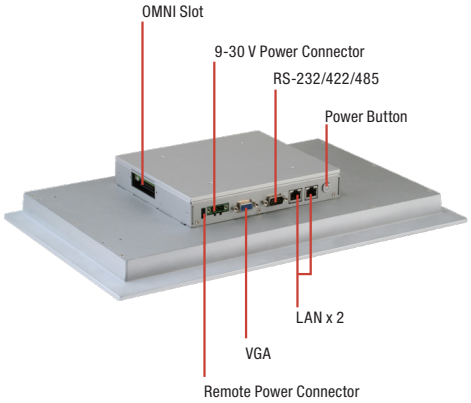



Features

- **Intel® Celeron® J1900/ N2807 Processor**
- **15.6” (1366 x 768) TFT LCD Display**
- **Flat Screen with P-CAP or Resistive Touch Screen**
- **Easily Expandable I/O by AAEON OMNI I/O Modules**
- **Multiple Touchscreen**
- **Aluminum Design**
- **IP65 Compliant Front Bezel**
- **Fanless Operation**
- **Support Remote Power On/Off Connector**
- **Power Input Protection: Over-Voltage Protection, Low-Voltage Protection, Reverse-Voltage Protection**

Giga LAN · DDR 3L · USB 2.0 · USB 3.2 Gen 1 · LED Backlight

Specifications

System	
Processor	Intel® Celeron® J1900, 2.0 GHz/ N2807, 1.58 GHz
System Memory	204-pin DDR3L 1333MHz SODIMM x 1, up to 8 GB (J1900), 4 GB (N2807)
LCD/CRT Controller	Integrated in Processor
Ethernet	10/100/1000Base-TX, RJ-45 x 2
I/O Port	USB Type A x 1 for USB 3.2 Gen 1, USB Type A x 3 for USB 2.0 SMA antenna hole x 1, HDMI x 1 CFast™ x 1, DB-9 for RS-232/422/485 x 1 RJ-45 x 2 for 10/100/1000Base-TX DB-15 x 1 for VGA 3-pin terminal block x 1 for 9~30 V DC power input LED Power On/Off Switch x 1 (Power on = orange, Power off =N/A)
Storage Disk Drive	CFast™ socket x 1, SATA 2.5” HDD bay x 1
Expansion Slot	Mini-Card x 2 (Full Size), OMNI I/O Connector x 1, SIM x 2
OS support	Windows® 7, Windows® 8, Windows® 10, Linux kernel 2.6.x or higher
Mechanical	
Construction	Aluminum front bezel + metal chassis
Mounting	VESA 100/ Panel mount
Dimension	16.54” x 10.43” x 2.36” (420mm x 265mm x 60mm)
Carton Dimension	20.87” x 17.52” x 7.87” (530mm x 445mm x 200mm)
Gross Weight	14.1 lb (6.4kg)
Environmental	
Operating Temperature	-4°F ~ 140°F (-20°C ~ 60°C) with industrial grade device (with 0.5 m/s air flow, according to IEC68-2-14, CPU: N2807) -4°F ~ 131°F (-20°C ~ 55°C) with industrial grade device (with 0.5 m/s air flow, according to IEC68-2-14, CPU: J1900)
Storage Temperature	-4°F ~ 158°F (-20°C ~ 70°C)
Storage Humidity	90% @40°C, non-condensing
Vibration	1 Grms/ 5 ~ 500 Hz/ Operation (HDD)
Shock	15 G peak acceleration (11 msec. duration)
EMC	CE/FCC class A
Power Supply	
DC input	DC 9 (min.) ~ 30 (max.) V w/ 3-pin terminal block, ATX Power function
LCD	
Display Type	15.6” TFT-LCD, LED backlight
Max Resolution	1366 x 768
Max. Colors	16.7M colors (8-bit for R,G,B)
Luminance	400 cd/m^2
Viewing Angle	160° (H), 140° (V)
Back Light	LED
Back Light MTBF (Hours)	50,000
Touchscreen	
Type	P-CAP/ 5-wire resistive
Light Transmission	P-CAP (90% ± 3%), 5-wire Resistive (80% ± 3%)

Note: All specifications are subject to change without notice.

Dimension

Unit: mm

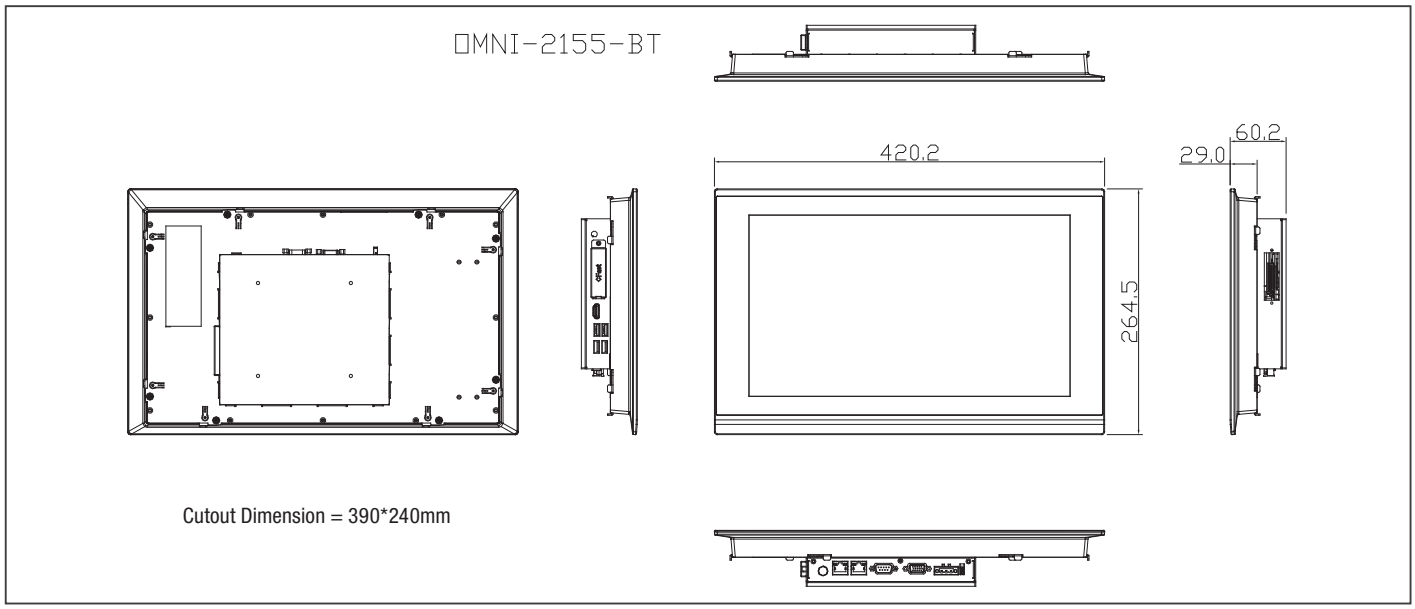

Ordering Information

	Part Number	Display Type	Max Resolution	Luminance	View Angle	CPU	LAN	USB 3.2 Gen 1	USB 2.0	RS-232/422/485	Storage	RAM	Display	Internal Expansion	Mounting	Power	Operating Temp.	Touch	OMNI I/O Module Support
Panel PC	OMNI-2155HTT-BT-A1-1011	15.6" TFT LCD	1366 x 768	400 cd/m²	160°(H) 140°(V)	Intel® Celeron® J1900, 2 GHz	2	1	3	1	CFast™ x 1 2.5" SATA HDD x 1	DDR3L, up to 8 GB	VGA x 1 HDMI x 1	Mini-Card x 2 (Full Size)	VESA 100/ Panel mount	DC 9~30V	-10°C~55°C with airflow	5-wire Resistive	Yes
	OMNI-2155HTT-BT-A2-1011	15.6" TFT LCD	1366 x 768	400 cd/m²	160°(H) 140°(V)	Intel® N2807, 1.58 GHz	2	1	3	1	CFast™ x 1 2.5" SATA HDD x 1	DDR3L, up to 4 GB	VGA x 1 HDMI x 1		VESA 100/ Panel mount	DC 9~30V	-10°C~60°C with airflow	5-wire Resistive	Yes
	OMNI-2155HTT-BT-A3-1012	15.6" TFT LCD	1366 x 768	400 cd/m²	160°(H) 140°(V)	Intel® Celeron® J1900, 2 GHz	2	1	3	1	CFast™ x 1 2.5" SATA HDD x 1	DDR3L, up to 8 GB	VGA x 1 HDMI x 1		VESA 100/ Panel mount	DC 9~30V	-10°C~55°C with airflow	Projected capacitive	Yes
	OMNI-2155HTT-BT-A4-1012	15.6" TFT LCD	1366 x 768	400 cd/m²	160°(H) 140°(V)	Intel® N2807, 1.58 GHz	2	1	3	1	CFast™ x 1 2.5" SATA HDD x 1	DDR3L, up to 4 GB	VGA x 1 HDMI x 1		VESA 100/ Panel mount	DC 9~30V	-10°C~60°C with airflow	Projected capacitive	Yes
Panel Kit	OMNI-215DHTT-KIT-A1-1011	15.6" TFT LCD	1366 x 768	400 cd/m²	160°(H) 140°(V)	—	—	—	—	—	—	—	—	—	—	—	-10°C~60°C with airflow	5-wire Resistive	No
	OMNI-215DHTT-KIT-A2-1012	15.6" TFT LCD	1366 x 768	400 cd/m²	160°(H) 140°(V)	—	—	—	—	—	—	—	—	—	—	—	-10°C~60°C with airflow	Projected capacitive	No
CPU Box Kit	OMNI-BT-KIT-A1-1010	—	—	—	—	Intel® Celeron® J1900, 2 GHz	2	1	3	1	CFast™ x 1 2.5" SATA HDD x 1	DDR3L, up to 8 GB	VGA x 1 HDMI x 1	Mini-Card x 2 (Full Size)	VESA 100/ Panel mount	DC 9~30V	-10°C~55°C with airflow	—	Yes
	OMNI-BT-KIT-A2-1010	—	—	—	—	Intel® N2807, 1.58 GHz	2	1	3	1	CFast™ x 1 2.5" SATA HDD x 1	DDR3L, up to 4 GB	VGA x 1 HDMI x 1	Mini-Card x 2 (Full Size)	VESA 100/ Panel mount	DC 9~30V	-10°C~60°C with airflow	—	Yes

Note: * RAM not included

Packing List

- **Phoenix Power Connector**
- **OMNI-2155**

Optional Accessories

- **AP-OT9789LA1000**
  LCD Monitor Stand 230mm, LA-100
- **1702031802**
  Power Cord (US Type)
- **1702031803**
  Power Cord (European Type)
- **170203180E**
  Power Cord (Japanese Type)
- **1255900849**
  12V 84W Power Adapter w/ 3pin Terminal Block
- **1700021500**
  Remote Switch Cable, 150 cm

OMNI Module (With AAEON Interface)

- **9741215501**
  Mini Card x 2, SIM x 2 Module
- **9741215502**
  Dual LAN Module
- **9741215506**
  DIO Module
- **9741215508**
  Audio Module
- **9741215510**
  HMS Kit (Europe Limitation)
- **9741215512**
  Wifi 802.11/b/g/n Moudle
- **9741215513**
  RS-485/422/232 x 2 Module
- **9741215515**
  USB/ COM/ LAN Module
- **9741215516**
  RS-485/422/232 x 4 Module
- **9741215517**
  Isolation RS-485/422/232 x 4 Module
- **9741215518**
  RS-485/422/232 x 2, DIO x 16 Module

Wide Temperature DRAM

- **9761215500**
  2GB Wide Temperature DRAM (-40°C ~ 95°C)
- **9761215501**
  4GB Wide Temperature DRAM (-40°C ~ 95°C)
- **9761215502**
  8GB Wide Temperature DRAM (-40°C ~ 95°C)

**Users should select the wide temperature DRAM above and use wide temperature storage devices if the OMNI panel pc is to be operated at over 40°C.

OMNI-3105-BT

10.4” Modular HMI Panel PC with Intel® Celeron® J1900/ N2807 Processor



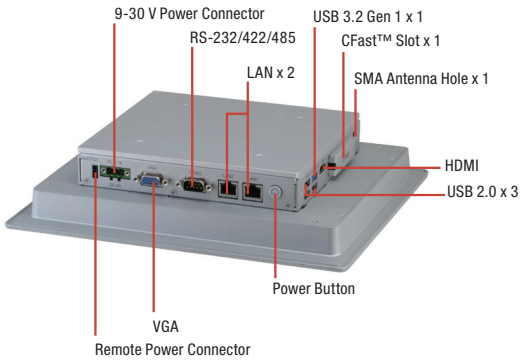

Features

- 10.4” (800 x 600) TFT LCD Display
- Intel® N2807/J1900 Processor
- P-CAP or Resistive Touch Screen Support
- Aluminum Design
- IP65 Compliant Front Bezel
- Fanless Operation

Giga LAN · DDR 3L · USB 2.0 · USB 3.2 Gen 1 · LED Backlight

Specifications

System	
Processor	Intel® N2807 processor, 1.58 GHz, Intel® Celeron® J1900 processor, 2 GHz
System Memory	204-pin DDR3L 1333MHz SODIMM x 1, up to 8 GB, (J1900) 204-pin DDR3L 1333MHz SODIMM x 1, up to 4 GB, (N2807)
LCD/CRT Controller	Integrated in processor
Ethernet	Intel® I211, 10/100/1000 Base-TX x 2
I/O Port	USB 2.0 Type A x 3 USB 3.2 Gen 1 Type A x 1 SMA Antenna hole x 1 HDMI x 1 CFast™ x 1 DB-9 x 1 for RS-232/422/485 RJ-45 x 2 for GbE LAN DB-15 x 1 for VGA 3-pin terminal block x1 for 9~30 Vdc power input LED Power on/off switch x 1 (Power on = Orange, Power off =N/A)
Storage Disk Drive	CFast™ x 1, 2.5” SATA HDD bay x 1
Expansion Slot	Full Size Mini card x 2, SIM card x 1, OMNI I/O connector x 1
OS support	Windows® 7, Windows® 8, Windows® 10, Linux Kernal 2.6.x or higher
Mechanical	
Construction	Aluminum design (IP65 Front Frame)
Mounting	VESA 100 / Panel Mount
Dimension	11.02” x 9.41” x 2.32” (280 mm x 239 mm x 59 mm)
Carton Dimension	16.34” x 7.05” x 15.39” (415mm x 179mm x 391mm)
Gross Weight	7.92 lb (3.6 kg)
Environmental	
Operating Temperature	14°F ~ 131°F (-10°C ~ 55°C) (J1900), 14°F ~ 140°F (-10°C ~ 60°C) (N2807) with 0.5 m/s airflow (CF & HDD)
Storage Temperature	-4°F ~ 158°F (-20°C ~ 70°C)
Storage Humidity	90% @40°C; non-condensing
Vibration	1 Grms/ 5~ 500Hz/ operation – with HDD
Shock	15 G peak acceleration (11 msec. duration) – with HDD
EMC	CE/FCC class A
Power Supply	
DC input	DC 9 (min.) ~ 30 (max.) V w/ 3-pin terminal block, ATX Power function
LCD	
Display Type	10.4” TFT-LCD, LED
Max Resolution	800 (H) x 600 (V)
Max. Colors	16.2M colors
Luminance	230 cd/m^2
Viewing Angle	120° (H), 100° (V)
Back Light	LED
Back Light MTBF (Hours)	50,000
Touchscreen	
Type	P-CAP/ 5-wire resistive
Light Transmission	P-CAP (90% ± 3%), 5-wire Resistive (80% ± 3%)

Note: All specifications are subject to change without notice.

Dimension

Unit: mm

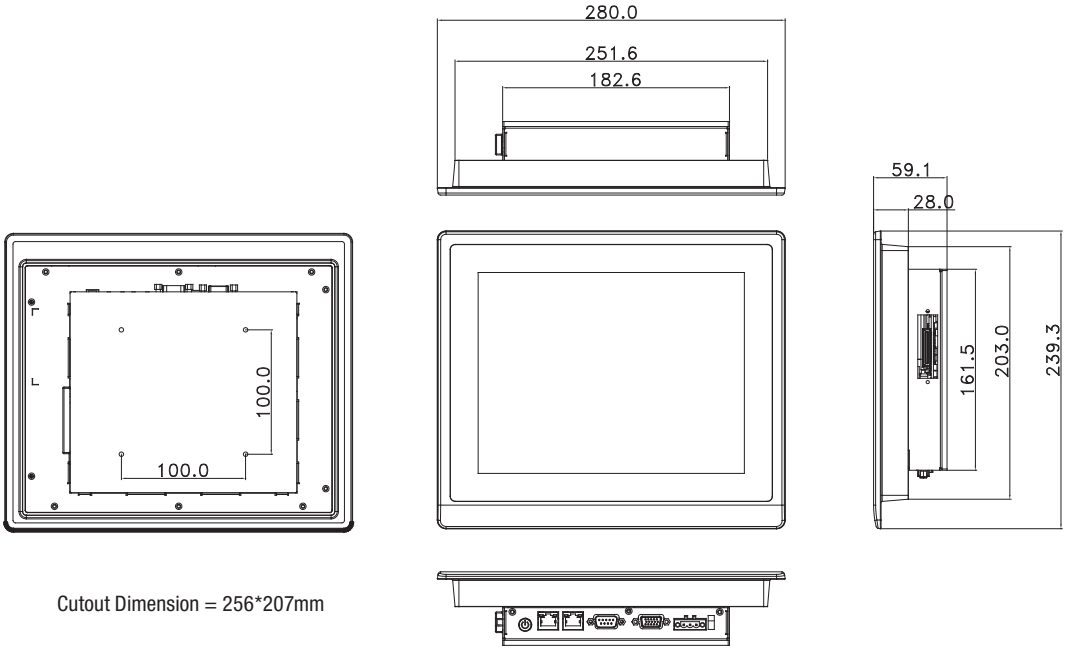

Cutout Dimension = 256*207mm

Ordering Information

	Part Number	Display Type	Max Resolution	Luminance	View Angle	CPU	LAN	USB 3.2 Gen 1	USB 2.0	RS-232/422/485	Storage	RAM	Display	Internal Expansion	Mounting	Power	Operating Temp.	Touch	OMNI I/O Module Support
Panel PC	OMNI-3105HTT-BT-A1-1011	10.4" TFT LCD	800 x 600	230 cd/m²	120°(H) 100°(V)	Intel® Celeron® J1900, 2 GHz	2	1	3	1	CFast™ x 1 2.5" SATA HDD x 1	DDR3L, up to 8 GB	VGA x 1 HDMI x 1	Mini-Card x 2 (Full Size)	VESA 100/ Panel mount	DC 9~30V	-10°C~55°C with airflow	5-wire Resistive	No
	OMNI-3105HTT-BT-A2-1011	10.4" TFT LCD	800 x 600	230 cd/m²	120°(H) 100°(V)	Intel® N2807, 1.58 GHz	2	1	3	1	CFast™ x 1 2.5" SATA HDD x 1	DDR3L, up to 4 GB	VGA x 1 HDMI x 1		VESA 100/ Panel mount	DC 9~30V	-10°C~60°C with airflow	5-wire Resistive	No
	OMNI-3105HTT-BT-A3-1011	10.4" TFT LCD	800 x 600	230 cd/m²	120°(H) 100°(V)	Intel® Celeron® J1900, 2 GHz	2	1	3	1	CFast™ x 1 2.5" SATA HDD x 1	DDR3L, up to 8 GB	VGA x 1 HDMI x 1		VESA 100/ Panel mount	DC 9~30V	-10°C~55°C with airflow	Projected capacitive	No
	OMNI-3105HTT-BT-A4-1011	10.4" TFT LCD	800 x 600	230 cd/m²	120°(H) 100°(V)	Intel® N2807, 1.58 GHz	2	1	3	1	CFast™ x 1 2.5" SATA HDD x 1	DDR3L, up to 4 GB	VGA x 1 HDMI x 1		VESA 100/ Panel mount	DC 9~30V	-10°C~60°C with airflow	Projected capacitive	No
Panel Kit	OMNI-310DHTT-KIT-A1-1011	10.4" TFT LCD	800 x 600	230 cd/m²	120°(H) 100°(V)	—	—	—	—	—	—	—	—	—	—	—	-10°C~60°C with airflow	5-wire Resistive	No
	OMNI-310DHTT-KIT-A2-1011	10.4" TFT LCD	800 x 600	230 cd/m²	120°(H) 100°(V)	—	—	—	—	—	—	—	—	—	—	—	-10°C~60°C with airflow	Projected capacitive	No
CPU Box Kit	OMNI-BT-KIT-A1-1010	—	—	—	—	Intel® Celeron® J1900, 2 GHz	2	1	3	1	CFast™ x 1 2.5" SATA HDD x 1	DDR3L, up to 8 GB	VGA x 1 HDMI x 1	Mini-Card x 2 (Full Size)	VESA 100/ Panel mount	DC 9~30V	-10°C~55°C with airflow	—	Yes
	OMNI-BT-KIT-A2-1010	—	—	—	—	Intel® N2807, 1.58 GHz	2	1	3	1	CFast™ x 1 2.5" SATA HDD x 1	DDR3L, up to 4 GB	VGA x 1 HDMI x 1	Mini-Card x 2 (Full Size)	VESA 100/ Panel mount	DC 9~30V	-10°C~60°C with airflow	—	Yes

Note: * RAM not included

* Due to size limitation, OMNI Expansion Modules only support the panel size starting from 15" (excluding 10.4", 12.1") by OMNI slot interface.

Packing List

- **Phoenix Power Connector**
- **OMNI-3105-BT**

Wide Temperature DRAM

- **9761215500**
  2GB Wide Temperature DRAM (-40°C ~ 95°C)
- **9761215501**
  4GB Wide Temperature DRAM (-40°C ~ 95°C)
- **9761215502**
  8GB Wide Temperature DRAM (-40°C ~ 95°C)

**Users should select the wide temperature DRAM above and use wide temperature storage devices if the OMNI panel pc is to be operated at over 40°C

Optional Accessories

- **AP-0T9789LA1000**
  LCD Monitor Stand 230mm, LA-100
- **1702031802**
  Power Cord (US Type)
- **1702031803**
  Power Cord (European Type)
- **170203180E**
  Power Cord (Japanese Type)
- **1255900849**
  12V 84W Power Adapter w/ 3pin Terminal Block
- **1700021500**
  Romote Switch Cable, 150cm

OMNI-3125-BT

12.1” Modular HMI Panel PC with Intel® Celeron® J1900/ N2807 Processor



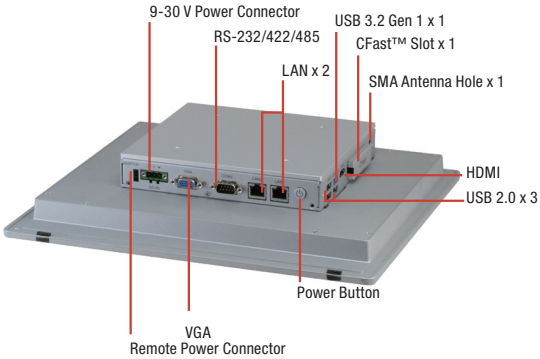

Features

- 12.1” (1024 x 768) TFT LCD Display
- Intel® N2807/J1900 Processor
- P-CAP or Resistive Touch Screen Support
- Aluminum Design
- IP65 Compliant Front Bezel
- Fanless Operation

Giga LAN · DDR 3L · USB 2.0 · USB 3.2 Gen 1 · LED Backlight

Specifications

System	
Processor	Intel® N2807 processor, 1.58 GHz Intel® Celeron® J1900 processor, 2 GHz
System Memory	204-pin DDR3L 1333MHz SODIMM x 1, up to 8 GB, (J1900) 204-pin DDR3L 1333MHz SODIMM x 1, up to 4 GB, (N2807)
LCD/CRT Controller	Integrated in processor
Ethernet	Intel® I211, 10/100/1000 Base-TX x 2
I/O Port	USB 2.0 Type A x 3 USB 3.2 Gen 1 Type A x 1 SMA Antenna hole x 1 HDMI x 1, CFast™ x 1 DB-9 Type RS-232/422/485 x 1 RJ-45 Type for 10/100/1000Base-TX x 2 DB-15 x 1 for VGA 3-pin terminal block x1 for 9~30 Vdc power input LED Power on/off switch x1 (Power on = Orange, Power off =N/A)
Storage Disk Drive	CFast™ x 1, 2.5” SATA HDD bay x 1
Expansion Slot	Full Size Mini card x 2, SIM card x 1, OMNI I/O connector x 1
OS support	Windows® 7, Windows® 8, Windows® 10, Linux kernel 2.6.x or higher
Mechanical	
Construction	Aluminum design (IP65 Front Frame)
Mounting	VESA 100/ Panel Mount
Dimension	12.95” x 11.34” x 2.2” (329 mm x 288 mm x 56 mm)
Carton Dimension	20.87” x 17.52” x 7.87” (530mm x 445mm x 200mm)
Gross Weight	11 lb (5.0 kg)
Environmental	
Operating Temperature	14°F ~ 131°F (-10°C ~ 55°C) (J1900), 14°F ~ 140°F (-10°C ~ 60°C) (N2807) with 0.5 m/s airflow (CF & HDD)
Storage Temperature	-4°F ~ 158°F (-20°C ~ 70°C)
Storage Humidity	90% @40°C; non-condensing
Vibration	1 Grms/ 5~ 500Hz/ operation – with HDD
Shock	15 G peak acceleration (11 msec. duration) – with HDD
EMC	CE/FCC class A
Power Supply	
DC input	DC 9 (min.) ~ 30 (max.) V w/3-pin terminal block, ATX Power function
LCD	
Display Type	12.1” TFT-LCD, LED
Max Resolution	1024 (H) x 768 (V)
Max. Colors	16.2M colors
Luminance	500 cd/m^2
Viewing Angle	160° (H), 160° (V)
Back Light	LED
Back Light MTBF (Hours)	50,000
Touchscreen	
Type	P-CAP/ 5-wire resistive
Light Transmission	P-CAP (90% ± 3%), 5-wire Resistive (80% ± 3%)

Note: All specifications are subject to change without notice.

Dimension

Unit: mm

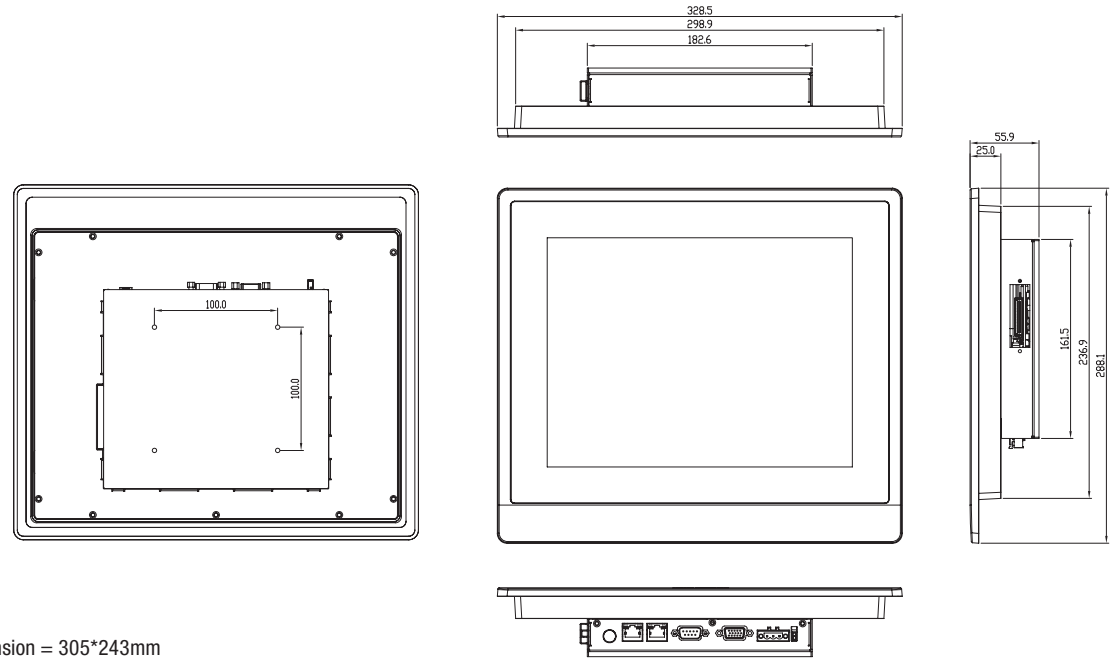

Cutout Dimension = 305*243mm

Ordering Information

	Part Number	Display Type	Max Resolution	Luminance	View Angle	CPU	LAN	USB 3.2 Gen 1	USB 2.0	RS-232/422/485	Storage	RAM	Display	Internal Expansion	Mounting	Power	Operating Temp.	Touch	OMNI I/O Module Support
Panel PC	OMNI-3125HTT-BT-A1-1011	12.1" TFT LCD	1024 X 768	500 cd/m²	160°(H) 160°(V)	Intel® Celeron® J1900, 2 GHz	2	1	3	1	CFast™ x 1 2.5" SATA HDD x 1	DDR3L, up to 8 GB	VGA x 1 HDMI x 1	Mini-Card x 2 (Full Size)	VESA 100/ Panel mount	DC 9~30V	-10°C~55°C with airflow	5-wire Resistive	No
	OMNI-3125HTT-BT-A2-1011	12.1" TFT LCD	1024 X 768	500 cd/m²	160°(H) 160°(V)	Intel® N2807, 1.58 GHz	2	1	3	1	CFast™ x 1 2.5" SATA HDD x 1	DDR3L, up to 4 GB	VGA x 1 HDMI x 1		VESA 100/ Panel mount	DC 9~30V	-10°C~60°C with airflow	5-wire Resistive	No
	OMNI-3125HTT-BT-A3-1011	12.1" TFT LCD	1024 X 768	500 cd/m²	160°(H) 160°(V)	Intel® Celeron® J1900, 2 GHz	2	1	3	1	CFast™ x 1 2.5" SATA HDD x 1	DDR3L, up to 8 GB	VGA x 1 HDMI x 1		VESA 100/ Panel mount	DC 9~30V	-10°C~55°C with airflow	Projected capacitive	No
	OMNI-3125HTT-BT-A4-1011	12.1" TFT LCD	1024 X 768	500 cd/m²	160°(H) 160°(V)	Intel® N2807, 1.58 GHz	2	1	3	1	CFast™ x 1 2.5" SATA HDD x 1	DDR3L, up to 4 GB	VGA x 1 HDMI x 1		VESA 100/ Panel mount	DC 9~30V	-10°C~60°C with airflow	Projected capacitive	No
Panel Kit	OMNI-312DHTT-KIT-A1-1011	12.1" TFT LCD	1024 X 768	500 cd/m²	160°(H) 160°(V)	—	—	—	—	—	—	—	—	—	—	—	-10°C~60°C with airflow	5-wire Resistive	No
	OMNI-312DHTT-KIT-A2-1011	12.1" TFT LCD	1024 X 768	500 cd/m²	160°(H) 160°(V)	—	—	—	—	—	—	—	—	—	—	—	-10°C~60°C with airflow	Projected capacitive	No
CPU Box Kit	OMNI-BT-KIT-A1-1010	—	—	—	—	Intel® Celeron® J1900, 2 GHz	2	1	3	1	CFast™ x 1 2.5" SATA HDD x 1	DDR3L, up to 8 GB	VGA x 1 HDMI x 1	Mini-Card x 2 (Full Size)	VESA 100/ Panel mount	DC 9~30V	-10°C~55°C with airflow	—	Yes
	OMNI-BT-KIT-A2-1010	—	—	—	—	Intel® N2807, 1.58 GHz	2	1	3	1	CFast™ x 1 2.5" SATA HDD x 1	DDR3L, up to 4 GB	VGA x 1 HDMI x 1	Mini-Card x 2 (Full Size)	VESA 100/ Panel mount	DC 9~30V	-10°C~60°C with airflow	—	Yes

Note: * RAM not included

* Due to size limitation, OMNI Expansion Modules only support the panel size starting from 15" (excluding 10.4", 12.1") by OMNI slot interface.

Packing List

- **Phoenix Power Connector**
- **OMNI-3125-BT**

Wide Temperature DRAM

- **9761215500**
  2GB Wide Temperature DRAM (-40°C ~ 95°C)
- **9761215501**
  4GB Wide Temperature DRAM (-40°C ~ 95°C)
- **9761215502**
  8GB Wide Temperature DRAM (-40°C ~ 95°C)

**Users should select the wide temperature DRAM above and use wide temperature storage devices if the OMNI panel pc is to be operated at over 40°C.

Optional Accessories

- **AP-0T9789LA1000**
  LCD Monitor Stand 230mm, LA-100
- **1702031802**
  Power Cord (US Type)
- **1702031803**
  Power Cord (European Type)
- **170203180E**
  Power Cord (Japanese Type)
- **1255900849**
  12V 84W Power Adapter w/ 3pin Terminal Block
- **9741312500**
  Panel Mount Kit for OMNI-3125-BT

OMNI-3155-BT

15” Modular HMI Panel PC with Intel® Celeron® J1900/ N2807 Processor



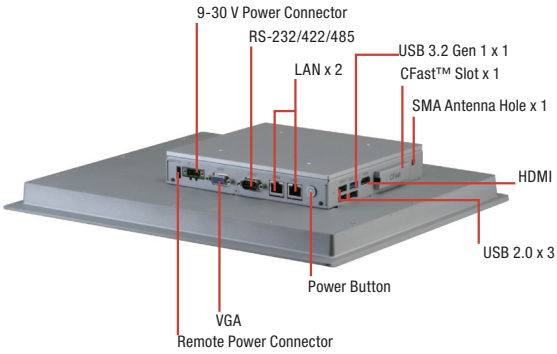



Features

- 15” (1024 x 768) TFT LCD Display
- Intel® N2807/J1900 Processor
- P-CAP or Resistive Touch Screen Support
- Aluminum Design
- IP65 Compliant Front Bezel
- Fanless Operation
- Easily Expandable I/O by AAEON OMNI I/O Modules

Giga LAN · DDR 3L · USB 2.0 · USB 3.2 Gen 1 · LED Backlight

Specifications

System	
Processor	Intel® N2807 processor, 1.58 GHz Intel® Celeron® J1900 processor, 2 GHz
System Memory	204-pin DDR3L 1333MHz SODIMM x 1, up to 8 GB, (J1900) 204-pin DDR3L 1333MHz SODIMM x 1, up to 4 GB, (N2807)
LCD/CRT Controller	Integrated in processor
Ethernet	Intel® I211, 10/100/1000 Base-TX x 2
I/O Port	USB 2.0 Type A x 3 USB 3.2 Gen 1 Type A x 1 SMA Antenna hole x 1 HDMI x 1, CFast™ x 1 DB-9 Type RS-232/422/485 x 1 RJ-45 Type for 10/100/1000Base-TX x 2 DB-15 x 1 for VGA 3-pin terminal block x1 for 9~30 Vdc power input LED Power on/off switch x1 (Power on = Orange, Power off =N/A)
Storage Disk Drive	CFast™ x 1, 2.5” SATA HDD bay x 1
Expansion Slot	Full Size Mini card x 2, SIM card x 1, OMNI I/O connector x 1
OS support	Windows® 7, Windows® 8, Windows® 10, Linux kernel 2.6.x or higher
Mechanical	
Construction	Aluminum design (IP65 Front Frame)
Mounting	VESA 100 / Panel Mount
Dimension	14.53” x 12.36” x 2.28” (369 mm x 314 mm x 58 mm)
Carton Dimension	20.08” x 9.84” x 18.11” (510mm x 250mm x 460mm)
Gross Weight	13.97 lb (6.35 kg)
Environmental	
Operating Temperature	14°F ~ 131°F (-10°C ~ 55°C) (J1900), 14°F ~ 140°F (-10°C ~ 60°C) (N2807) with 0.5 m/s airflow (CF & HDD)
Storage Temperature	-4°F ~ 158°F (-20°C ~ 70°C)
Storage Humidity	90% @40°C; non-condensing
Vibration	1 Grms/ 5~ 500Hz/ operation – with HDD
Shock	15 G peak acceleration (11 msec. duration) – with HDD
EMC	CE/FCC class A
Power Supply	
DC input	DC 9 (min.) ~ 30 (max.) V w/3-pin terminal block, ATX Power function
LCD	
Display Type	15” TFT-LCD, LED
Max Resolution	1024 (H) x 768 (V)
Max. Colors	16.2M (8bit/color)
Luminance	300 cd/m²
Viewing Angle	176° (H), 176° (V)
Back Light	LED
Back Light MTBF (Hours)	70,000
Touchscreen	
Type	P-CAP/ 5-wire resistive
Light Transmission	P-CAP (90%± 2%), 5-wire Resistive (80% ± 2%)

Note: All specifications are subject to change without notice.

Dimension

Unit: mm

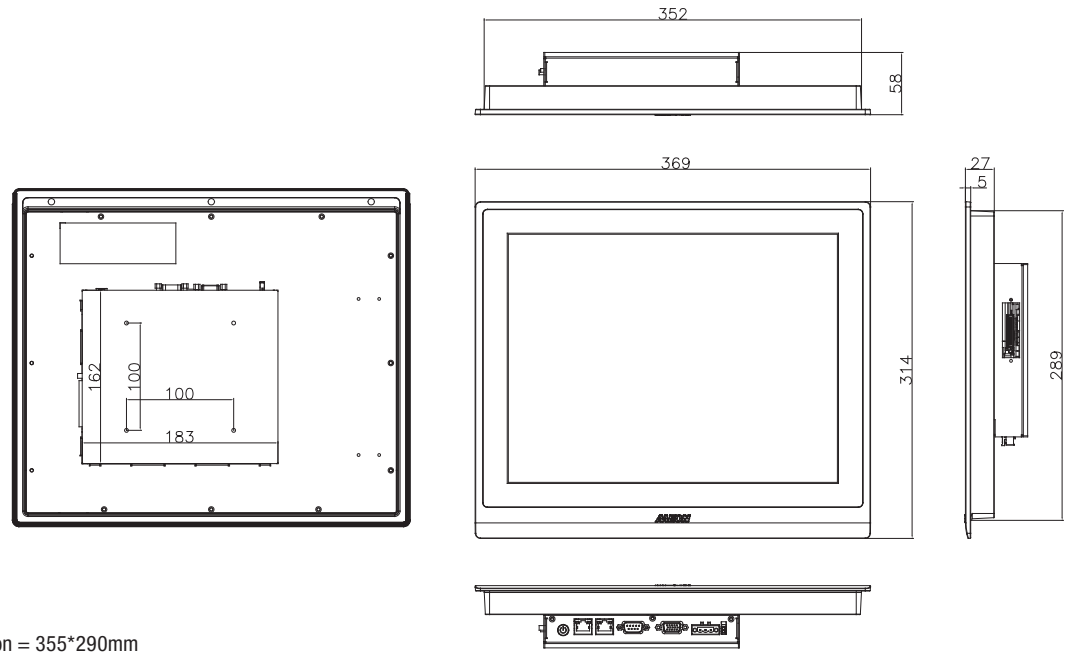

Cutout Dimension = 355*290mm

Ordering Information

	Part Number	Display Type	Max Resolution	Luminance	View Angle	CPU	LAN	USB 3.2 Gen 1	USB 2.0	RS-232/422/485	Storage	RAM	Display	Internal Expansion	Mounting	Power	Operating Temp.	Touch	OMNI I/O Module Support
Panel PC	OMNI-3155HTT-BT-A1-1012	15" TFT LCD	1024 x 768	300 cd/m²	176° (H), 176° (V)	Intel® Celeron® J1900, 2 GHz	2	1	3	1	CFast™ x 1 2.5" SATA HDD x 1	DDR3L, up to 8 GB	VGA x 1 HDMI x 1	Mini-Card x 2 (Full Size)	VESA 100/ Panel mount	DC 9~30V	-10°C~55°C with airflow	5-wire Resistive	Yes
	OMNI-3155HTT-BT-A2-1012	15" TFT LCD	1024 x 768	300 cd/m²	176° (H), 176° (V)	Intel® N2807, 1.58 GHz	2	1	3	1	CFast™ x 1 2.5" SATA HDD x 1	DDR3L, up to 4 GB	VGA x 1 HDMI x 1		VESA 100/ Panel mount	DC 9~30V	-10°C~60°C with airflow	5-wire Resistive	Yes
	OMNI-3155HTT-BT-A3-1012	15" TFT LCD	1024 x 768	300 cd/m²	176° (H), 176° (V)	Intel® Celeron® J1900, 2 GHz	2	1	3	1	CFast™ x 1 2.5" SATA HDD x 1	DDR3L, up to 8 GB	VGA x 1 HDMI x 1		VESA 100/ Panel mount	DC 9~30V	-10°C~55°C with airflow	Projected capacitive	Yes
	OMNI-3155HTT-BT-A4-1012	15" TFT LCD	1024 x 768	300 cd/m²	176° (H), 176° (V)	Intel® N2807, 1.58 GHz	2	1	3	1	CFast™ x 1 2.5" SATA HDD x 1	DDR3L, up to 4 GB	VGA x 1 HDMI x 1		VESA 100/ Panel mount	DC 9~30V	-10°C~60°C with airflow	Projected capacitive	Yes
Panel Kit	OMNI-315DHTT-KIT-A1-1012	15" TFT LCD	1024 x 768	300 cd/m²	176° (H), 176° (V)	—	—	—	—	—	—	—	—	—	—	—	-10°C~60°C with airflow	5-wire Resistive	No
	OMNI-315DHTT-KIT-A2-1012	15" TFT LCD	1024 x 768	300 cd/m²	176° (H), 176° (V)	—	—	—	—	—	—	—	—	—	—	—	-10°C~60°C with airflow	Projected capacitive	No
CPU Box Kit	OMNI-BT-KIT-A1-1010	—	—	—	—	Intel® Celeron® J1900, 2 GHz	2	1	3	1	CFast™ x 1 2.5" SATA HDD x 1	DDR3L, up to 8 GB	VGA x 1 HDMI x 1	Mini-Card x 2 (Full Size)	VESA 100/ Panel mount	DC 9~30V	-10°C~55°C with airflow	—	Yes
	OMNI-BT-KIT-A2-1010	—	—	—	—	Intel® N2807, 1.58 GHz	2	1	3	1	CFast™ x 1 2.5" SATA HDD x 1	DDR3L, up to 4 GB	VGA x 1 HDMI x 1	Mini-Card x 2 (Full Size)	VESA 100/ Panel mount	DC 9~30V	-10°C~60°C with airflow	—	Yes

Note: * RAM not included

Packing List

- **Phoenix Power Connector**
- **OMNI-3155-BT**

Optional Accessories

- **AP-OT9789LA1000**
  LCD Monitor Stand 230mm, LA-100
- **1702031802**
  Power Cord (US Type)
- **1702031803**
  Power Cord (European Type)
- **170203180E**
  Power Cord (Japanese Type)
- **1255900849**
  12V 84W Power Adapter w/ 3pin Terminal Block
- **1700021500**
  Remote Switch Cable, 150 cm

OMNI Module (with AAEON Interface)

- **9741215501**
  Mini Card x 2, SIM x 2 Module
- **9741215502**
  Dual LAN Module
- **9741215506**
  DIO Module
- **9741215508**
  Audio Module
- **9741215510**
  HMS Kit (Europe Limitation)
- **9741215512**
  Wifi 802.11/b/g/n Moudle
- **9741215513**
  RS-485/422/232 x 2 Module
- **9741215515**
  USB / COM / LAN Module
- **9741215516**
  RS-485/422/232 x 4 Module
- **9741215517**
  Isolation RS-485/422/232 x 4 Module
- **9741215518**
  RS-485/422/232 x 2, DIO x 16 Module

Wide Temperature DRAM

- **9761215500**
  2GB Wide Temperature DRAM (-40°C ~ 95°C)
- **9761215501**
  4GB Wide Temperature DRAM (-40°C ~ 95°C)
- **9761215502**
  8GB Wide Temperature DRAM (-40°C ~ 95°C)

**Users should select the wide temperature DRAM above and use wide temperature storage devices if the OMNI panel pc is to be operated at over 40°C.

OMNI-3175-BT

17” Modular HMI Panel PC with Intel® Celeron® J1900/ N2807 Processor



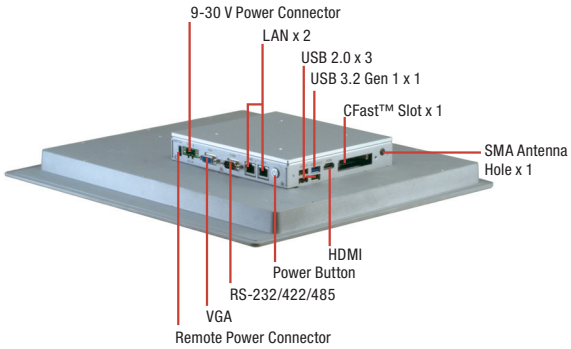



Features

- 17” (1280 x 1024) TFT LCD Display
- Intel® N2807/J1900 Processor
- P-CAP or Resistive Touch Screen Support
- Aluminum Design
- IP65 Compliant Front Bezel
- Fanless Operation
- Easily Expandable I/O by AAEON OMNI I/O Modules

Giga LAN · DDR 3L · USB 2.0 · USB 3.2 Gen 1 · LED Backlight

Specifications

System	
Processor	Intel® N2807 processor, 1.58 GHz Intel® Celeron® J1900 processor, 2 GHz
System Memory	204-pin DDR3L 1333MHz SODIMM x 1, up to 8 GB, (J1900) 204-pin DDR3L 1333MHz SODIMM x 1, up to 4 GB, (N2807)
LCD/CRT Controller	Integrated in processor
Ethernet	Intel® I211, 10/100/1000 Base-TX x 2
I/O Port	USB 2.0 Type A x 3, USB 3.2 Gen 1 Type A x 1 SMA Antenna hole x 1 HDMI x 1 CFast™ x 1 DB-9 Type RS-232/422/485 x 1 RJ-45 Type for 10/100/1000Base-TX x 2 DB-15 x 1 for VGA 3-pin terminal block x1 for 9~30 Vdc power input LED Power on/off switch x1 (Power on = Orange, Power off =N/A)
Storage Disk Drive	CFast™ x 1, 2.5” SATA HDD bay x 1
Expansion Slot	Mini card x 2, SIM card x 1, OMNI I/O connector x 1
OS support	Windows® 7, Windows® 8, Windows® 10, Linux kernel 2.6.x or higher
Mechanical	
Construction	Aluminum design (IP65 Front Frame)
Mounting	VESA 100/Panel Mount
Dimension	16.14” x 14.57” x 2.32” (410mm x 370mm x 59mm)
Carton Dimension	20.55” x 10.31” x19.29” (522mm x 262mm x 490mm)
Gross Weight	15.84 lb (7.2 kg)
Environmental	
Operating Temperature	14°F ~ 131°F (-10°C ~ 55°C) (J1900), 14°F ~ 140°F (-10°C ~ 60°C) (N2807) with 0.5 m/s airflow (CF & HDD)
Storage Temperature	-4°F ~ 158°F (-20°C ~ 70°C)
Storage Humidity	90% @40°C; non-condensing
Vibration	1 Grms/ 5~ 500Hz/ operation – with HDD
Shock	15 G peak acceleration (11 msec. duration) – with HDD
EMC	CE/FCC class A
Power Supply	
DC input	DC 9 (min.) ~ 30 (max.) V w/3-pin terminal block, ATX Power function
LCD	
Display Type	17” TFT-LCD, LED
Max Resolution	1280 (H) x 1024 (V)
Max. Colors	16.7M colors (RGB 6-bits + Hi-FRC data)
Luminance	350 cd/m^2
Viewing Angle	170° (H), 160° (V)
Back Light	LED
Back Light MTBF (Hours)	50,000
Touchscreen	
Type	P-CAP/ 5-wire resistive
Light Transmission	P-CAP (≥85%), 5-wire Resistive (80% ± 5%)

Note: All specifications are subject to change without notice.

Dimension

Unit: mm

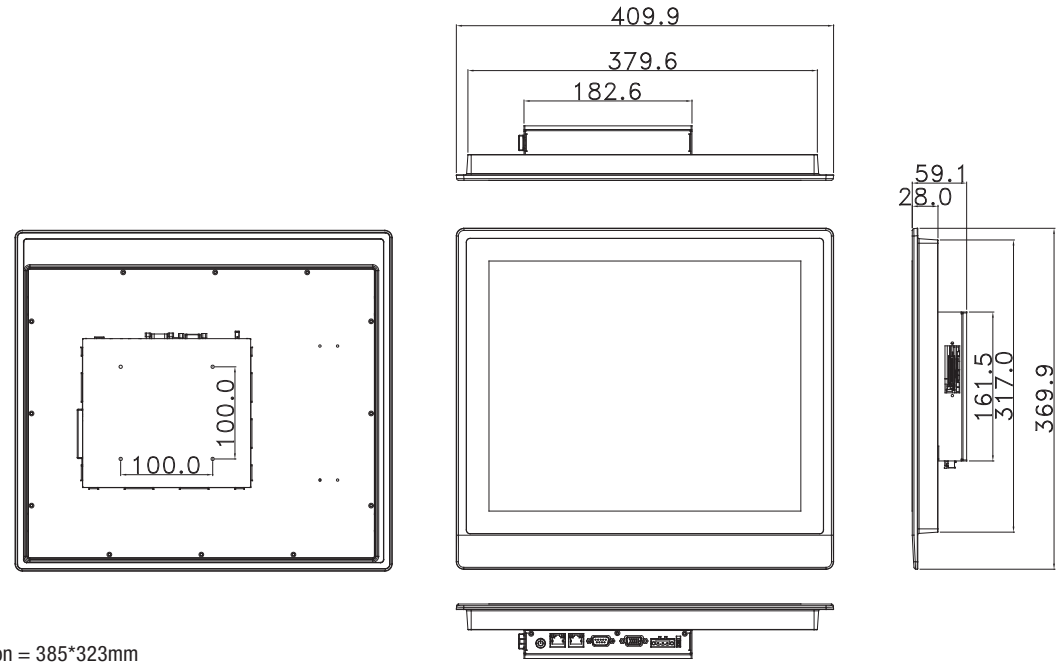

Cutout Dimension = 385*323mm

Ordering Information

	Part Number	Display Type	Max Resolution	Luminance	View Angle	CPU	LAN	USB 3.2 Gen 1	USB 2.0	RS-232/422/485	Storage	RAM	Display	Internal Expansion	Mounting	Power	Operating Temp.	Touch	OMNI I/O Module Support
Panel PC	OMNI-3175HTT-BT-A1-1012	17" TFT LCD	1280 x 1024	350 cd/m²	170°(H) 160°(V)	Intel® Celeron® J1900, 2 GHz	2	1	3	1	CFast™ x 1 2.5" SATA HDD x 1	DDR3L, up to 8 GB	VGA x 1 HDMI x 1	Mini-Card x 2 (Full Size)	VESA 100/ Panel mount	DC 9~30V	-10°C~55°C with airflow	5-wire Resistive	Yes
	OMNI-3175HTT-BT-A2-1012	17" TFT LCD	1280 x 1024	350 cd/m²	170°(H) 160°(V)	Intel® N2807, 1.58 GHz	2	1	3	1	CFast™ x 1 2.5" SATA HDD x 1	DDR3L, up to 4 GB	VGA x 1 HDMI x 1		VESA 100/ Panel mount	DC 9~30V	-10°C~60°C with airflow	5-wire Resistive	Yes
	OMNI-3175HTT-BT-A3-1011	17" TFT LCD	1280 x 1024	350 cd/m²	170°(H) 160°(V)	Intel® Celeron® J1900, 2 GHz	2	1	3	1	CFast™ x 1 2.5" SATA HDD x 1	DDR3L, up to 8 GB	VGA x 1 HDMI x 1		VESA 100/ Panel mount	DC 9~30V	-10°C~55°C with airflow	Projected capacitive	Yes
	OMNI-3175HTT-BT-A4-1011	17" TFT LCD	1280 x 1024	350 cd/m²	170°(H) 160°(V)	Intel® N2807, 1.58 GHz	2	1	3	1	CFast™ x 1 2.5" SATA HDD x 1	DDR3L, up to 4 GB	VGA x 1 HDMI x 1		VESA 100/ Panel mount	DC 9~30V	-10°C~60°C with airflow	Projected capacitive	Yes
Panel Kit	OMNI-317DHTT-KIT-A1-1012	17" TFT LCD	1280 x 1024	350 cd/m²	170°(H) 160°(V)	—	—	—	—	—	—	—	—	—	—	—	-10°C~60°C with airflow	5-wire Resistive	No
	OMNI-317DHTT-KIT-A2-1011	17" TFT LCD	1280 x 1024	350 cd/m²	170°(H) 160°(V)	—	—	—	—	—	—	—	—	—	—	—	-10°C~60°C with airflow	Projected capacitive	No
CPU Box Kit	OMNI-BT-KIT-A1-1010	—	—	—	—	Intel® Celeron® J1900, 2 GHz	2	1	3	1	CFast™ x 1 2.5" SATA HDD x 1	DDR3L, up to 8 GB	VGA x 1 HDMI x 1	Mini-Card x 2 (Full Size)	VESA 100/ Panel mount	DC 9~30V	-10°C~55°C with airflow	—	Yes
	OMNI-BT-KIT-A2-1010	—	—	—	—	Intel® N2807, 1.58 GHz	2	1	3	1	CFast™ x 1 2.5" SATA HDD x 1	DDR3L, up to 4 GB	VGA x 1 HDMI x 1	Mini-Card x 2 (Full Size)	VESA 100/ Panel mount	DC 9~30V	-10°C~60°C with airflow	—	Yes

Note: * RAM not included

Packing List

- **Phoenix Power Connector**
- **OMNI-3175-BT**

Optional Accessories

- **AP-0T9789LA1000**
  LCD Monitor Stand 230mm, LA-100
- **1702031802**
  Power Cord (US Type)
- **1702031803**
  Power Cord (European Type)
- **170203180E**
  Power Cord (Japanese Type)
- **1255900849**
  12V 84W Power Adapter w/ 3pin Terminal Block
- **1700021500**
  Remote Switch Cable, 150 cm

OMNI Module (With AAEON Interface)

- **9741215501**
  Mini Card x 2, SIM x 2 Module
- **9741215502**
  Dual LAN Module
- **9741215506**
  DIO Module
- **9741215508**
  Audio Module
- **9741215510**
  HMS Kit (Europe Limitation)
- **9741215512**
  Wifi 802.11/b/g/n Moudle
- **9741215513**
  RS-485/422/232 x 2 Module
- **9741215515**
  USB / COM / LAN Module
- **9741215516**
  RS-485/422/232 x 4 Module
- **9741215517**
  Isolation RS-485/422/232 x 4 Module
- **9741215518**
  RS-485/422/232 x 2, DIO x 16 Module

Wide Temperature DRAM

- **9761215500**
  2GB Wide Temperature DRAM (-40°C ~ 95°C)
- **9761215501**
  4GB Wide Temperature DRAM (-40°C ~ 95°C)
- **9761215502**
  8GB Wide Temperature DRAM (-40°C ~ 95°C)

**Users should select the wide temperature DRAM above and use wide temperature storage devices if the OMNI panel pc is to be operated at over 40°C.

OMNI-3195-BT

19” Modular HMI Panel PC with Intel® Celeron® J1900/ N2807 Processor

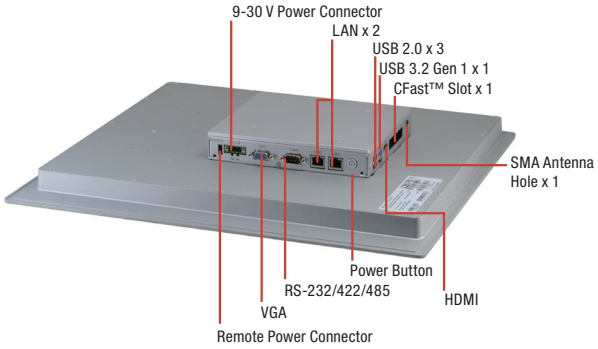



Features

- 19” (1280 x 1024) TFT LCD Display
- Intel® N2807/J1900 Processor
- P-CAP or Resistive Touch Screen Support
- Aluminum Design
- IP65 Compliant Front Bezel
- Fanless Operation
- Easily Expandable I/O by AAEON OMNI I/O Modules

Giga LAN · DDR 3L · USB 2.0 · USB 3.2 Gen 1 · LED Backlight

Specifications

System	
Processor	Intel® N2807 processor, 1.58 GHz Intel® Celeron® J1900 processor, 2 GHz
System Memory	204-pin DDR3L 1333MHz SODIMM x 1, up to 8 GB, (J1900) 204-pin DDR3L 1333MHz SODIMM x 1, up to 4 GB, (N2807)
LCD/CRT Controller	Integrated in processor
Ethernet	Intel® I211, 10/100/1000 Base-TX x 2
I/O Port	USB 2.0 Type A x 3, USB 3.2 Gen 1 Type A x 1 SMA Antenna hole x 1 HDMI x 1 CFast™ x 1 DB-9 Type RS-232/422/485 x 1 RJ-45 Type for 10/100/1000 Base-TX x 2 DB-15 x 1 for VGA 3-pin terminal block x1 for 9~30 Vdc power input LED Power on/off switch x1 (Power on = Orange, Power off =N/A)
Storage Disk Drive	CFast™ x 1, 2.5” SATA HDD bay x 1
Expansion Slot	Full Size Mini card x 2, SIM card x 2, OMNI I/O connector x 1
OS support	Windows® 7, Windows® 8, Windows® 10, Linux kernel 2.6.x or higher
Mechanical	
Construction	Aluminum design (IP65 Front Frame)
Mounting	VESA 100/Panel mount
Dimension	18.15” x 16.14” x 2.32” (461 mm x 410 mm x 59 mm)
Carton Dimension	26.02” x 8.11” x 19.53” (661mm x 206mm x 496mm)
Gross Weight	19.36 lb (8.8 kg)
Environmental	
Operating Temperature	14°F ~ 131°F (-10°C ~ 55°C) (J1900), 14°F ~ 140°F (-10°C ~ 60°C) (N2807) with 0.5 m/s airflow (CF & HDD)
Storage Temperature	-4°F ~ 158°F (-20°C ~ 70°C)
Storage Humidity	90% @40°C; non-condensing
Vibration	1 Grms/ 5~ 500Hz/ operation – with HDD
Shock	15 G peak acceleration (11 msec. duration) – with HDD
EMC	CE/FCC class A
Power Supply	
DC input	DC 9 (min.) ~ 30 (max.) V w/3-pin terminal block, ATX Power function
LCD	
Display Type	19” TFT-LCD, LED
Max Resolution	1280 (H) x 1024 (V)
Max. Colors	16.7M colors
Luminance	350 cd/m^2
Viewing Angle	170° (H), 160° (V)
Back Light	LED
Back Light MTBF (Hours)	50,000
Touchscreen	
Type	P-CAP/ 5-wire resistive
Light Transmission	P-CAP (≥85%), 5-wire Resistive (80% ± 5%)

Note: All specifications are subject to change without notice.

Dimension

Unit: mm

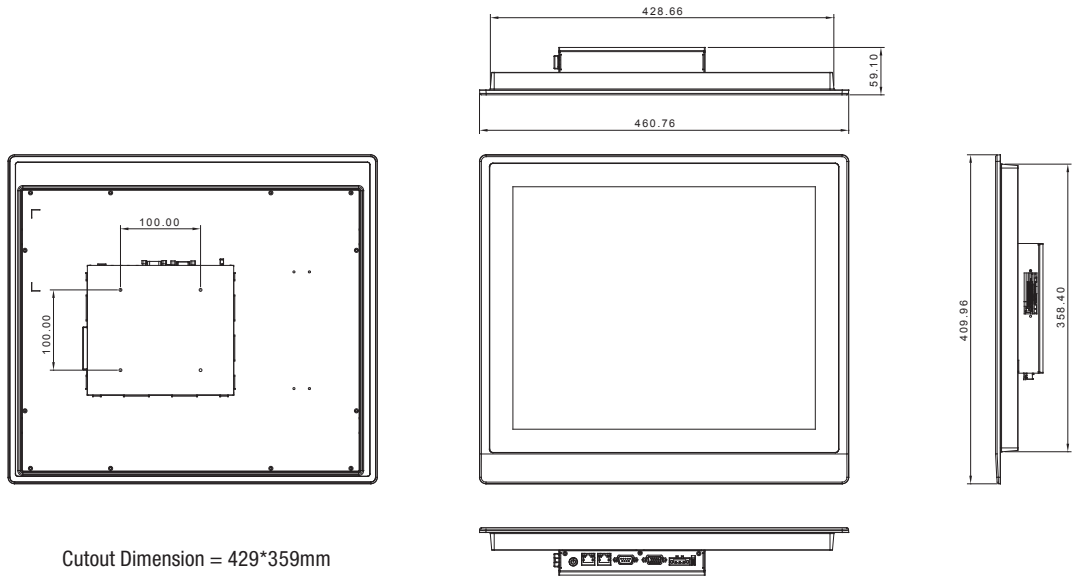

Cutout Dimension = 429*359mm

Ordering Information

	Part Number	Display Type	Max Resolution	Luminance	View Angle	CPU	LAN	USB 3.2 Gen 1	USB 2.0	RS-232/422/485	Storage	RAM	Display	Internal Expansion	Mounting	Power	Operating Temp.	Touch	OMNI I/O Module Support
Panel PC	OMNI-3195HTT-BT-A1-1012	19" TFT LCD	1280 x 1024	350 cd/m²	170°(H) 160°(V)	Intel® Celeron® J1900, 2 GHz	2	1	3	1	CFast™ x 1 2.5" SATA HDD x 1	DDR3L, up to 8 GB	VGA x 1 HDMI x 1	Mini-Card x 2 (Full Size)	VESA 100/ Panel mount	DC 9~30V	-10°C~55°C with airflow	5-wire Resistive	Yes
	OMNI-3195HTT-BT-A2-1012	19" TFT LCD	1280 x 1024	350 cd/m²	170°(H) 160°(V)	Intel® N2807, 1.58 GHz	2	1	3	1	CFast™ x 1 2.5" SATA HDD x 1	DDR3L, up to 4 GB	VGA x 1 HDMI x 1		VESA 100/ Panel mount	DC 9~30V	-10°C~60°C with airflow	5-wire Resistive	Yes
	OMNI-3195HTT-BT-A3-1011	19" TFT LCD	1280 x 1024	350 cd/m²	170°(H) 160°(V)	Intel® Celeron® J1900, 2 GHz	2	1	3	1	CFast™ x 1 2.5" SATA HDD x 1	DDR3L, up to 8 GB	VGA x 1 HDMI x 1		VESA 100/ Panel mount	DC 9~30V	-10°C~55°C with airflow	Projected capacitive	Yes
	OMNI-3195HTT-BT-A4-1011	19" TFT LCD	1280 x 1024	350 cd/m²	170°(H) 160°(V)	Intel® N2807, 1.58 GHz	2	1	3	1	CFast™ x 1 2.5" SATA HDD x 1	DDR3L, up to 4 GB	VGA x 1 HDMI x 1		VESA 100/ Panel mount	DC 9~30V	-10°C~60°C with airflow	Projected capacitive	Yes
Panel Kit	OMNI-319DHTT-KIT-A1-1012	19" TFT LCD	1280 x 1024	350 cd/m²	170°(H) 160°(V)	—	—	—	—	—	—	—	—	—	—	—	-10°C~60°C with airflow	5-wire Resistive	No
	OMNI-319DHTT-KIT-A2-1011	19" TFT LCD	1280 x 1024	350 cd/m²	170°(H) 160°(V)	—	—	—	—	—	—	—	—	—	—	—	-10°C~60°C with airflow	Projected capacitive	No
CPU Box Kit	OMNI-BT-KIT-A1-1010	—	—	—	—	Intel® Celeron® J1900, 2 GHz	2	1	3	1	CFast™ x 1 2.5" SATA HDD x 1	DDR3L, up to 8 GB	VGA x 1 HDMI x 1	Mini-Card x 2 (Full Size)	VESA 100/ Panel mount	DC 9~30V	-10°C~55°C with airflow	—	Yes
	OMNI-BT-KIT-A2-1010	—	—	—	—	Intel® N2807, 1.58 GHz	2	1	3	1	CFast™ x 1 2.5" SATA HDD x 1	DDR3L, up to 4 GB	VGA x 1 HDMI x 1	Mini-Card x 2 (Full Size)	VESA 100/ Panel mount	DC 9~30V	-10°C~60°C with airflow	—	Yes

Note: * RAM not included

Packing List

- **Phoenix Power Connector**
- **OMNI-3195-BT**

Optional Accessories

- **AP-OT9789LA1000**
  LCD Monitor Stand 230mm, LA-100
- **1702031802**
  Power Cord (US Type)
- **1702031803**
  Power Cord (European Type)
- **170203180E**
  Power Cord (Japanese Type)
- **1255900849**
  12V 84W Power Adapter w/ 3pin Terminal Block
- **1700021500**
  Remote Switch Cable, 150 cm

OMNI Module (With AAEON Interface)

- **9741215501**
  Mini Card x 2, SIM x 2 Module
- **9741215502**
  Dual LAN Module
- **9741215506**
  DIO Module
- **9741215508**
  Audio Module
- **9741215510**
  HMS Kit (Europe Limitation)
- **9741215512**
  Wifi 802.11/b/g/n Moudle
- **9741215513**
  RS-485/422/232 x 2 Module
- **9741215515**
  USB / COM / LAN Module
- **9741215516**
  RS-485/422/232 x 4 Module
- **9741215517**
  Isolation RS-485/422/232 x 4 Module
- **9741215518**
  RS-485/422/232 x 2, DIO x 16 Module

Wide Temperature DRAM

- **9761215500**
  2GB Wide Temperature DRAM (-40°C ~ 95°C)
- **9761215501**
  4GB Wide Temperature DRAM (-40°C ~ 95°C)
- **9761215502**
  8GB Wide Temperature DRAM (-40°C ~ 95°C)

**Users should select the wide temperature DRAM above and use wide temperature storage devices if the OMNI panel pc is to be operated at over 40°C.

OMNI-2155-SKU

15.6” Modular HMI Panel PC with 6th Generation Intel® Core™ i5-6300U/ Celeron® 3955U Processor



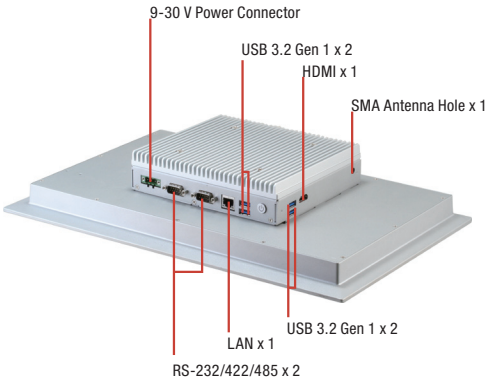



Features

- **15.6” (1366 x 768) TFT LCD Display**
- **Intel® 6th Generation i5-6300U/C-3955U Processor**
- **P-CAP or Resistive Touch Screen Support**
- **Aluminum Design**
- **IP65 Compliant Front Bezel**
- **Fanless Operation**
- **Power Input Protection: Over-Voltage Protection, Low-Voltage Protection, Reverse-Voltage Protection**
- **Easily Expandable I/O by AAEON OMNI I/O Modules**

Giga LAN · USB 3.2 Gen 1 · DDR 4 · LED Backlight · IP 65

Specifications

System	
Processor	Intel® i5-6300U processor, 2.4 GHz Intel® Celeron® 3955U processor, 2.0 GHz
System Memory	260-pin DDR4 SODIMM x 1, up to 16 GB
LCD/CRT Controller	Integrated in processor
Ethernet	Intel® I211, 10/100/1000 Base-TX x 1
I/O Port	USB 3.2 Gen 1 Type A x 4 SMA Antenna hole x 1 HDMI x 1 DB-9 Type RS-232/422/485 x 2 RJ-45 Type 10/100/1000 Base-TX x 1 3-pin terminal block x1 for 9~30 Vdc power input LED Power on/off switch x1 (Power on = Orange, Power off =N/A)
Storage Disk Drive	2.5” SATA HDD bay x 1
Expansion Slot	Full Size Mini card x 1 SIM card x 1 OMNI I/O connector x 1
OS support	Windows® 8.1 Windows® 10 (64 bit) Linux Kernal 2.6.x or higher
Mechanical	
Construction	Aluminum design (IP65 Front Frame)
Mounting	VESA 100 / Panel Mount
Dimension	16.54” x 10.43” x 2.87” (420 mm x 265 mm x 73 mm)
Carton Dimension	20.87” x 17.52” x 7.87” (530mm x 445mm x 200mm)
Gross Weight	14.96 lb (6.8 kg)
Environmental	
Operating Temperature	-4°F ~ 131°F (-20°C ~ 55°C) with 0.5 m/s airflow (Industrial Grade HDD)
Storage Temperature	-4°F ~ 158°F (-20°C ~ 70°C)
Storage Humidity	90% @40°C; non-condensing
Vibration	1 Grms/ 5~ 500Hz/ operation – with HDD
Shock	15 G peak acceleration (11 msec. duration) – with HDD
EMC	CE/FCC class A
Power Supply	
DC input	DC 9 (min.) ~ 30 (max.) V w/3-pin terminal block, ATX Power function
LCD	
Display Type	15.6” TFT-LCD, LED
Max Resolution	1366 (H) x 768 (V)
Max. Colors	16.7M (8 bit/color)
Luminance	400 cd/m^2
Viewing Angle	160 (H), 140 (V)
Back Light	LED
Back Light MTBF (Hours)	50,000
Touchscreen	
Type	P-CAP/ 5-wire resistive
Light Transmission	P-CAP (90% ± 3%), 5-wire Resistive (80% ± 2%)

Note: All specifications are subject to change without notice.

Dimension

Unit: mm

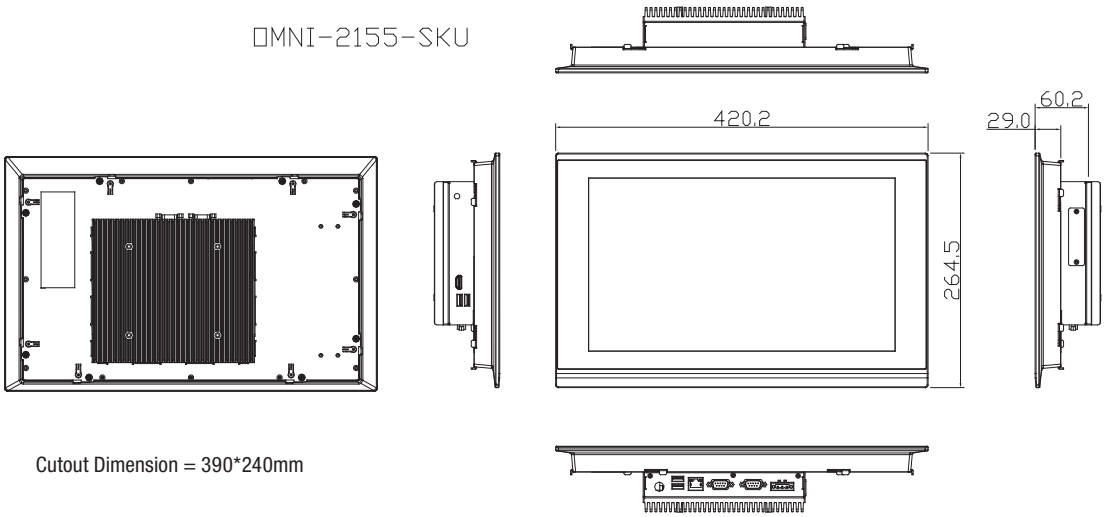

Cutout Dimension = 390*240mm

Ordering Information

	Part Number	Display Type	Max Resolution	Luminance	View Angle	CPU	LAN	USB 3.2 Gen 1	RS-232/422/485	Storage	RAM	Display	Internal Expansion	Mounting	Power	Operating Temp.	Touch	OMNI I/O Module Support
Panel PC	OMNI-2155HTT-SKU-A1-1012	15.6" TFT LCD	1366 x 768	400 cd/m²	160°(H) 140°(V)	Intel® i5-6300U, 2.4 GHz	1	4	2	2.5" SATA HDD x 1	DDR4, up to 16GB	HDMI x 1	Mini-Card x 1 (Full Size)	VESA 100/ Panel mount	DC 9~30V	-20°C~55°C with airflow	5-wire Resistive	Yes
	OMNI-2155HTT-SKU-A2-1012	15.6" TFT LCD	1366 x 768	400 cd/m²	160°(H) 140°(V)	Intel® Celeron® 3955U, 2 GHz	1	4	2	2.5" SATA HDD x 1	DDR4, up to 16GB	HDMI x 1	Mini-Card x 1 (Full Size)	VESA 100/ Panel mount	DC 9~30V	-20°C~55°C with airflow	5-wire Resistive	Yes
	OMNI-2155HTT-SKU-A3-1013	15.6" TFT LCD	1366 x 768	400 cd/m²	160°(H) 140°(V)	Intel® i5-6300U, 2.4 GHz	1	4	2	2.5" SATA HDD x 1	DDR4, up to 16GB	HDMI x 1	Mini-Card x 1 (Full Size)	VESA 100/ Panel mount	DC 9~30V	-20°C~55°C with airflow	Projected capacitive	Yes
	OMNI-2155HTT-SKU-A4-1013	15.6" TFT LCD	1366 x 768	400 cd/m²	160°(H) 140°(V)	Intel® Celeron® 3955U, 2 GHz	1	4	2	2.5" SATA HDD x 1	DDR4, up to 16GB	HDMI x 1	Mini-Card x 1 (Full Size)	VESA 100/ Panel mount	DC 9~30V	-20°C~55°C with airflow	Projected capacitive	Yes
Panel Kit	OMNI-215DHTT-KIT-A1-1011	15.6" TFT LCD	1366 x 768	400 cd/m²	160°(H) 140°(V)	—	—	—	—	—	—	—	—	—	—	-20°C~55°C with airflow	5-wire Resistive	No
	OMNI-215DHTT-KIT-A2-1012	15.6" TFT LCD	1366 x 768	400 cd/m²	160°(H) 140°(V)	—	—	—	—	—	—	—	—	—	—	-20°C~55°C with airflow	Projected capacitive	No
CPU BOX Kit	OMNI-SKU-KIT-A1-1110	—	—	—	—	Intel® i5-6300U, 2.4 GHz	1	4	2	2.5" SATA HDD x 1	DDR4, up to 16GB	HDMI x 1	Mini-Card x 1 (Full Size)	VESA 100/ Panel mount	DC 9~30V	-20°C~55°C with airflow	—	Yes
	OMNI-SKU-KIT-A2-1110	—	—	—	—	Intel® Celeron® 3955U, 2 GHz	1	4	2	2.5" SATA HDD x 1	DDR4, up to 16GB	HDMI x 1	Mini-Card x 1 (Full Size)	VESA 100/ Panel mount	DC 9~30V	-20°C~55°C with airflow	—	Yes
	OMNI-SKU-KIT-A3-1110	—	—	—	—	Intel® i7-6600U Processor	1	4	2	2.5" SATA HDD x 1	DDR4, up to 16GB	HDMI x 1	Mini-Card x 1 (Full Size)	Wall mount	DC 9~30V	-20°C~55°C with airflow	—	Yes
	OMNI-SKU-KIT-A4-1110	—	—	—	—	Intel® i3-6100U Processor	1	4	2	2.5" SATA HDD x 1	DDR4, up to 16GB	HDMI x 1	Mini-Card x 1 (Full Size)	Wall mount	DC 9~30V	-20°C~55°C with airflow	—	Yes

Note: 1. AAEON OMNI Modular display kit only workable for OMNI-BOX Kit 2. RAM not included *

Packing List

- **Phoenix Power Connector**
- **OMNI-2155-SKU**

Optional Accessories

- **AP-OT9789LA1000**
  LCD Monitor Stand 230mm, LA-100
- **1702031802**
  Power Cord (US Type)
- **1702031803**
  Power Cord (European Type)
- **170203180E**
  Power Cord (Japanese Type)
- **1255900849**
  12V 84W Power Adapter w/ 3pin Terminal Block

OMNI Module (with AAEON Interface)

- **9741215501**
  Mini Card x 2, SIM x 2 Module
- **9741215502**
  Dual LAN Module
- **9741215506**
  DIO Module
- **9741215508**
  Audio Module
- **9741215510**
  HMS Kit (Europe Limitation)
- **9741215512**
  Wifi 802.11/b/g/n Moudle
- **9741215513**
  RS-485/422/232 x 2 Module
- **9741215515**
  USB/COM/LAN Module
- **9741215516**
  RS-485/422/232 x 4 Module
- **9741215517**
  Isolation RS-485/422/232 x 4 Module
- **9741215518**
  RS-485/422/232 x 2, DIO x 16 Module

Wide Temperature DRAM

- **AP-DR968D4004G9**
  4GB Wide Temperature DRAM (-40°C ~ 85°C)
- **AP-DR968D4008GA**
  8GB Wide Temperature DRAM (-40°C ~ 85°C)
- **AP-DR968D4016G7**
  16GB Wide Temperature DRAM (-40°C ~ 85°C)

**Users should select the wide temperature DRAM above and use wide temperature storage devices if the OMNI panel pc is to be operated at over 40°C.

OMNI-2215-SKU

21.5” Modular HMI Panel PC with 6th Generation Intel® Core™ i5-6300U/C-3955U Processor

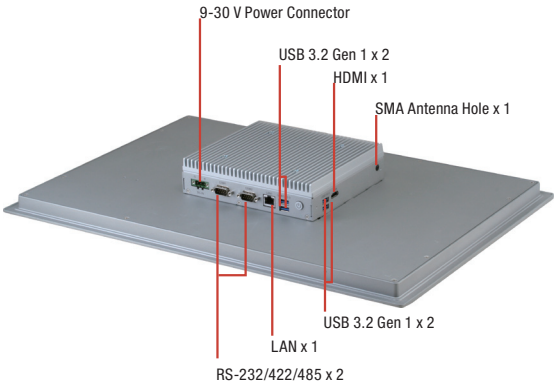



Features

- 21.5” (1920 x 1080) TFT LCD Display
- Intel® 6th Generation Core™ i5-6300U/C-3955U Processor
- P-CAP or Resistive Touch Screen Support
- Aluminum Design
- IP65 Compliant Front Bezel
- Fanless Operation
- Easily Expandable I/O by AAEON OMNI I/O Modules

Giga LAN · USB 3.2 Gen 1 · DDR 4 · LED Backlight · IP 65

Specifications

System	
Processor	Intel® Core™ i5-6300U processor, 2.4 GHz Intel® Celeron® 3955U processor, 2.0 GHz
System Memory	260-pin DDR4 SODIMM x 1, up to 16 GB
LCD/CRT Controller	Integrated in processor
Ethernet	Intel® I211, 10/100/1000 Base-TX x 1
I/O Port	USB 3.2 Gen 1 Type A x 4 SMA Antenna hole x 1 HDMI x 1 DB-9 Type RS-232/422/485 x 2 RJ-45 Type 10/100/1000 Base-TX x 1 3-pin terminal block x1 for 9~30 Vdc power input LED Power on/off switch x1 (Power on = Orange, Power off =N/A)
Storage Disk Drive	2.5” SATA HDD bay x 1
Expansion Slot	Full Size Mini card x 1 SIM card x 1 OMNI I/O connector x 1
OS support	Windows® 8.1 Windows® 10 (64 bit) Linux Kernal 2.6.x or higher
Mechanical	
Construction	Aluminum design (IP65 Front Frame)
Mounting	VESA 100/ Panel Mount
Dimension	21.7” x 14.7” x 2.6” (550mm x 373mm x 66mm)
Carton Dimension	26.38” x 7.87” x 20.67” (670mm x 200mm x 525mm)
Gross Weight	20.02 lb (9.1 Kg)
Environmental	
Operating Temperature	-4°F ~ 131°F (-20°C ~ 55°C) with 0.5 m/s airflow (Industrial Grade HDD)
Storage Temperature	-4°F ~ 158°F (-20°C ~ 70°C)
Storage Humidity	90% @40°C; non-condensing
Vibration	1 Grms/ 5~ 500Hz/ operation – with HDD
Shock	15 G peak acceleration (11 msec. duration) – with HDD
EMC	CE/FCC class A
Power Supply	
DC input	DC 9 (min.) ~ 30 (max.) V w/3-pin terminal block, ATX Power function
LCD	
Display Type	21.5” TFT-LCD, LED
Max Resolution	1920 (H) x 1080 (V)
Max. Colors	16.7M colors
Luminance	250 cd/m^2
Viewing Angle	178 (H), 178 (V)
Back Light	LED
Back Light MTBF (Hours)	50,000
Touchscreen	
Type	P-CAP/ 5-wire resistive
Light Transmission	P-CAP (≥85%), 5-wire Resistive (80% ± 5%)

Note: All specifications are subject to change without notice.

Dimension

Unit: mm

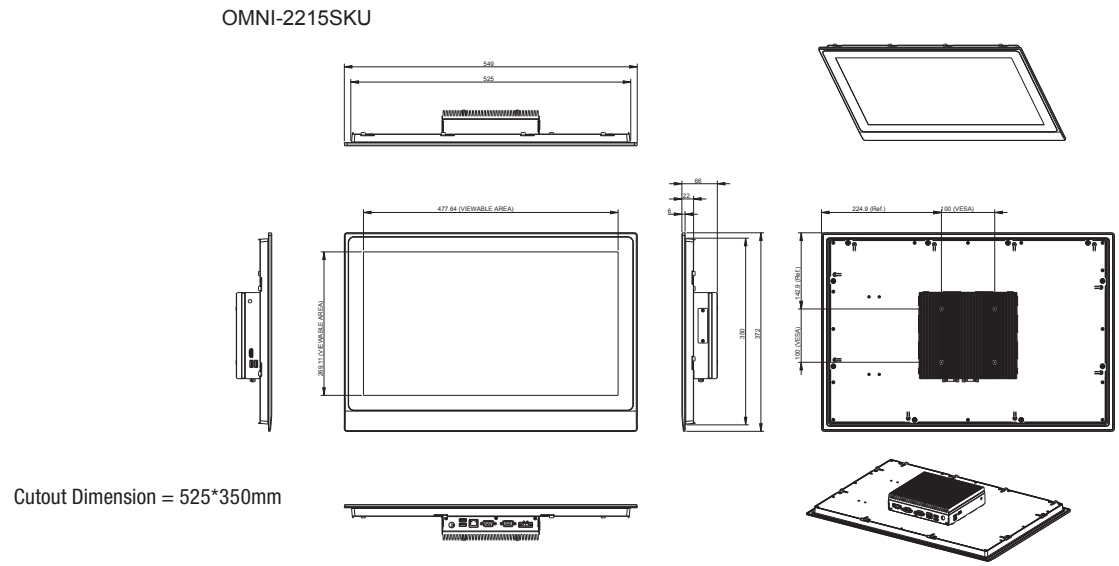

Cutout Dimension = 525*350mm

Ordering Information

	Part Number	Display Type	Max Resolution	Luminance	View Angle	CPU	LAN	USB 3.2 Gen 1	RS-232/422/485	Storage	RAM	Display	Internal Expansion	Mounting	Power	Operating Temp.	Touch	OMNI I/O Module Support
Panel PC	OMNI-2215HTT-SKU-A1-1011	21.5" TFT LCD	1920 x 1080	250 cd/m²	178°(H) 178°(V)	Intel® i5-6300U, 2.4 GHz	1	4	2	2.5" SATA HDD x 1	DDR4, up to 16GB	HDMI x 1	Mini-Card x 1 (Full Size)	VESA 100/ Panel mount	DC 9~30V	-20°C~55°C with airflow	5-wire Resistive	Yes
	OMNI-2215HTT-SKU-A2-1011	21.5" TFT LCD	1920 x 1080	250 cd/m²	178°(H) 178°(V)	Intel® Celeron® 3955U, 2 GHz	1	4	2	2.5" SATA HDD x 1	DDR4, up to 16GB	HDMI x 1	Mini-Card x 1 (Full Size)	VESA 100/ Panel mount	DC 9~30V	-20°C~55°C with airflow	5-wire Resistive	Yes
	OMNI-2215HTT-SKU-A3-1012	21.5" TFT LCD	1920 x 1080	250 cd/m²	178°(H) 178°(V)	Intel® i5-6300U, 2.4 GHz	1	4	2	2.5" SATA HDD x 1	DDR4, up to 16GB	HDMI x 1	Mini-Card x 1 (Full Size)	VESA 100/ Panel mount	DC 9~30V	-20°C~55°C with airflow	Projected capacitive	Yes
	OMNI-2215HTT-SKU-A4-1012	21.5" TFT LCD	1920 x 1080	250 cd/m²	178°(H) 178°(V)	Intel® Celeron® 3955U, 2 GHz	1	4	2	2.5" SATA HDD x 1	DDR4, up to 16GB	HDMI x 1	Mini-Card x 1 (Full Size)	VESA 100/ Panel mount	DC 9~30V	-20°C~55°C with airflow	Projected capacitive	Yes
Panel Kit	OMNI-221DHTT-KIT-A1-1012	21.5" TFT LCD	1920 x 1080	250 cd/m²	178°(H) 178°(V)	—	—	—	—	—	—	—	—	—	—	-20°C~55°C with airflow	5-wire Resistive	No
	OMNI-221DHTT-KIT-A2-1013	21.5" TFT LCD	1920 x 1080	250 cd/m²	178°(H) 178°(V)	—	—	—	—	—	—	—	—	—	—	-20°C~55°C with airflow	Projected capacitive	No
CPU BOX Kit	OMNI-SKU-KIT-A1-1010	—	—	—	—	Intel® i5-6300U, 2.4 GHz	1	4	2	2.5" SATA HDD x 1	DDR4, up to 16GB	HDMI x 1	Mini-Card x 1 (Full Size)	VESA 100/ Panel mount	DC 9~30V	-20°C~55°C with airflow	—	Yes
	OMNI-SKU-KIT-A2-1010	—	—	—	—	Intel® Celeron® 3955U, 2 GHz	1	4	2	2.5" SATA HDD x 1	DDR4, up to 16GB	HDMI x 1	Mini-Card x 1 (Full Size)	VESA 100/ Panel mount	DC 9~30V	-20°C~55°C with airflow	—	Yes
	OMNI-SKU-KIT-A3-1010	—	—	—	—	Intel® i7-6600U Processor	1	4	2	2.5" SATA HDD x 1	DDR4, up to 16GB	HDMI x 1	Mini-Card x 1 (Full Size)	Wall mount	DC 9~30V	-20°C~55°C with airflow	—	Yes
	OMNI-SKU-KIT-A4-1010	—	—	—	—	Intel® i3-6100U Processor	1	4	2	2.5" SATA HDD x 1	DDR4, up to 16GB	HDMI x 1	Mini-Card x 1 (Full Size)	Wall mount	DC 9~30V	-20°C~55°C with airflow	—	Yes

Note: 1. AAEON OMNI Modular display kit only workable for OMNI-BOX Kit 2. RAM not included

Packing List

- **Phoenix Power Connector**
- **OMNI-2215-SKU**

Optional Accessories

- **AP-OT9789LA1000**
  LCD Monitor Stand 230mm, LA-100
- **1702031802**
  Power Cord (US Type)
- **1702031803**
  Power Cord (European Type)
- **170203180E**
  Power Cord (Japanese Type)
- **1255900849**
  12V 84W Power Adapter w/ 3pin Terminal Block

OMNI Module (with AAEON Interface)

- **9741215501**
  Mini Card x 2, SIM x 2 Module
- **9741215502**
  Dual LAN Module
- **9741215506**
  DIO Module
- **9741215508**
  Audio Module
- **9741215510**
  HMS Kit (Europe Limitation)
- **9741215512**
  Wifi 802.11/b/g/n Moudle
- **9741215513**
  RS-485/422/232 x 2 Module
- **9741215515**
  USB/COM/LAN Module
- **9741215516**
  RS-485/422/232 x 4 Module
- **9741215517**
  Isolation RS-485/422/232 x 4 Module
- **9741215518**
  RS-485/422/232 x 2, DIO x 16 Module

Wide Temperature DRAM

- **AP-DR968D4004G9**
  4GB Wide Temperature DRAM (-40°C ~ 85°C)
- **AP-DR968D4008GA**
  8GB Wide Temperature DRAM (-40°C ~ 85°C)
- **AP-DR968D4016G7**
  16GB Wide Temperature DRAM (-40°C ~ 85°C)

**Users should select the wide temperature DRAM above and use wide temperature storage devices if the OMNI panel pc is to be operated at over 40°C.

OMNI-3125-SKU

12.1” Modular HMI Panel PC with 6th Generation Intel® Core™ i5-6300U/C-3955U Processor

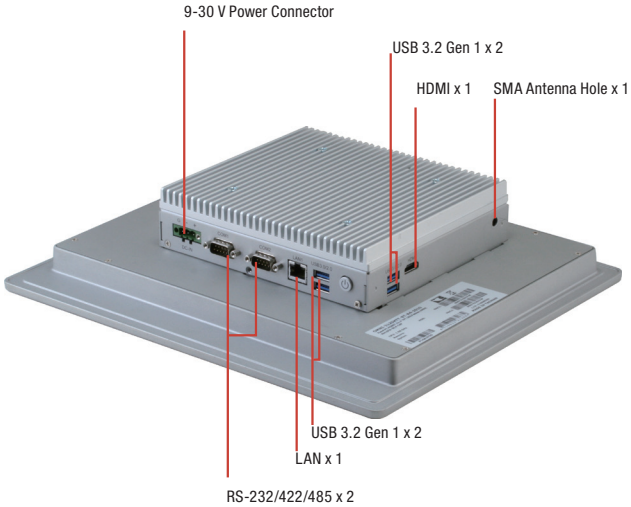

Features

- 12.1” (1024 x 768) TFT LCD Display
- Intel® 6th Generation i5-6300U/C-3955U Processor
- P-CAP or Resistive Touch Screen Support
- Aluminum Design
- IP65 Compliant Front Bezel
- Fanless Operation

Specifications

System	
Processor	Intel® i5-6300U processor, 2.4 GHz Intel® Celeron® 3955U processor, 2.0 GHz
System Memory	260-pin DDR4 SODIMM x 1, up to 16 GB
LCD/CRT Controller	Integrated in processor
Ethernet	Intel® I211, 10/100/1000 Base-TX x 1
I/O Port	USB 3.2 Gen 1 Type A x 4 SMA Antenna hole x 1 HDMI x 1 DB-9 Type RS-232/422/485 x 2 RJ-45 Type 10/100/1000 Base-TX x 1 3-pin terminal block x1 for 9~30 Vdc power input LED Power on/off switch x1 (Power on = Orange, Power off =N/A)
Storage Disk Drive	2.5” SATA HDD bay x 1
Expansion Slot	Full Size Mini card x 1 SIM card x 1 OMNI I/O connector x 1
OS support	Windows® 8.1 Windows® 10 (64 bit) Linux Kernal 2.6.x or higher
Mechanical	
Construction	Aluminum design (IP65 Front Frame)
Mounting	VESA 100 / Panel Mount
Dimension	12.95” x 11.34” x 2.72” (329mm x 28mm x 69 mm)
Carton Dimension	20.87” x 17.52” x 7.87” (530mm x 445mm x 200mm)
Gross Weight	12.34 lb (5.6 kg)
Environmental	
Operating Temperature	-4°F ~ 131°F (-20°C ~ 55°C) with 0.5 m/s airflow (Industrial Grade HDD)
Storage Temperature	-4°F ~ 158°F (-20°C ~ 70°C)
Storage Humidity	90% @40°C; non-condensing
Vibration	1 Grms/ 5~ 500Hz/ operation – with HDD
Shock	15 G peak acceleration (11 msec. duration) – with HDD
EMC	CE/FCC class A
Power Supply	
DC input	DC 9 (min.) ~ 30 (max.) V w/3-pin terminal block, ATX Power function
LCD	
Display Type	12.1” TFT-LCD, LED
Max Resolution	1024 (H) x 768 (V)
Max. Colors	16.2M colors
Luminance	500 cd/m^2
Viewing Angle	160° (H), 160° (V)
Back Light	LED
Back Light MTBF (Hours)	50,000
Touchscreen	
Type	P-CAP/ 5-wire resistive
Light Transmission	P-CAP (90% ± 3%), 5-wire Resistive (80% ± 3%)

Note: All specifications are subject to change without notice.

Dimension

Unit: mm

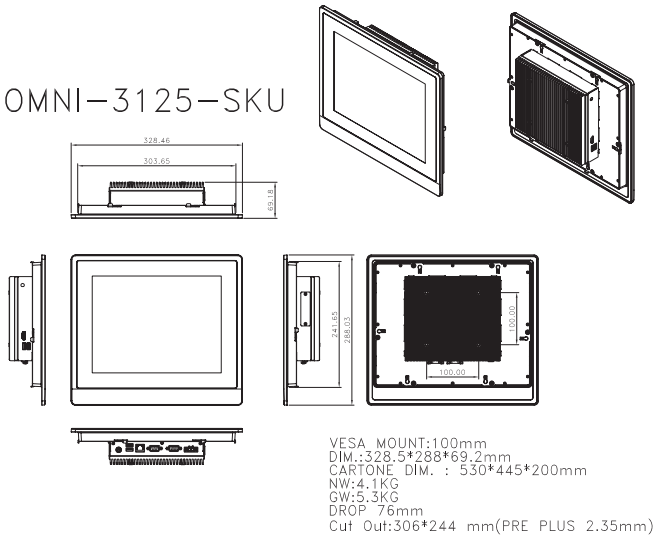

Ordering Information

	Part Number	Display Type	Max Resolution	Luminance	View Angle	CPU	LAN	USB 3.2 Gen 1	RS-232/422/485	Storage	RAM	Display	Internal Expansion	Mounting	Power	Operating Temp.	Touch	OMNI I/O Module Support
Panel PC	OMNI-3125HTT-SKU-A1-1110	12.1" TFT LCD	1024 x 768	500 cd/m²	160°(H) 160°(V)	Intel® i5-6300U, 2.4 GHz	1	4	2	2.5" SATA HDD x 1	DDR4, up to 16GB	HDMI x 1	Mini-Card x 1 (Full Size)	VESA 100/ Panel mount	DC 9~30V	-20°C~55°C with airflow	5-wire Resistive	No
	OMNI-3125HTT-SKU-A2-1110	12.1" TFT LCD	1024 x 768	500 cd/m²	160°(H) 160°(V)	Intel® Celeron® 3955U, 2 GHz	1	4	2	2.5" SATA HDD x 1	DDR4, up to 16GB	HDMI x 1	Mini-Card x 1 (Full Size)	VESA 100/ Panel mount	DC 9~30V	-20°C~55°C with airflow	5-wire Resistive	No
	OMNI-3125HTT-SKU-A3-1110	12.1" TFT LCD	1024 x 768	500 cd/m²	160°(H) 160°(V)	Intel® i5-6300U, 2.4 GHz	1	4	2	2.5" SATA HDD x 1	DDR4, up to 16GB	HDMI x 1	Mini-Card x 1 (Full Size)	VESA 100/ Panel mount	DC 9~30V	-20°C~55°C with airflow	Projected capacitive	No
	OMNI-3125HTT-SKU-A4-1110	12.1" TFT LCD	1024 x 768	500 cd/m²	160°(H) 160°(V)	Intel® Celeron® 3955U, 2 GHz	1	4	2	2.5" SATA HDD x 1	DDR4, up to 16GB	HDMI x 1	Mini-Card x 1 (Full Size)	VESA 100/ Panel mount	DC 9~30V	-20°C~55°C with airflow	Projected capacitive	No
Panel Kit	OMNI-312DHTT-KIT-A1-1011	12.1" TFT LCD	1024 x 768	500 cd/m²	160°(H) 160°(V)	—	—	—	—	—	—	—	—	—	—	-20°C~55°C with airflow	5-wire Resistive	No
	OMNI-312DHTT-KIT-A2-1011	12.1" TFT LCD	1024 x 768	500 cd/m²	160°(H) 160°(V)	—	—	—	—	—	—	—	—	—	—	-20°C~55°C with airflow	Projected capacitive	No
CPU BOX Kit	OMNI-SKU-KIT-A1-1110	—	—	—	—	Intel® i5-6300U, 2.4 GHz	1	4	2	2.5" SATA HDD x 1	DDR4, up to 16GB	HDMI x 1	Mini-Card x 1 (Full Size)	VESA 100/ Panel mount	DC 9~30V	-20°C~55°C with airflow	—	Yes
	OMNI-SKU-KIT-A2-1110	—	—	—	—	Intel® Celeron® 3955U, 2 GHz	1	4	2	2.5" SATA HDD x 1	DDR4, up to 16GB	HDMI x 1	Mini-Card x 1 (Full Size)	VESA 100/ Panel mount	DC 9~30V	-20°C~55°C with airflow	—	Yes
	OMNI-SKU-KIT-A3-1110	—	—	—	—	Intel® i7-6600U Processor	1	4	2	2.5" SATA HDD x 1	DDR4, up to 16GB	HDMI x 1	Mini-Card x 1 (Full Size)	Wall mount	DC 9~30V	-20°C~55°C with airflow	—	Yes
	OMNI-SKU-KIT-A4-1110	—	—	—	—	Intel® i3-6100U Processor	1	4	2	2.5" SATA HDD x 1	DDR4, up to 16GB	HDMI x 1	Mini-Card x 1 (Full Size)	Wall mount	DC 9~30V	-20°C~55°C with airflow	—	Yes

Note: 1. AAEON OMNI Modular display kit only workable for OMNI-BOX Kit 2. RAM not included

Packing List

- **Phoenix Power Connector**
- **OMNI-3125-SKU**

OMNI Module (with AAEON Interface)

- **NA**

Optional Accessories

- **AP-0T9789LA1000**
  LCD Monitor Stand 230mm, LA-100
- **1702031802**
  Power Cord (US Type)
- **1702031803**
  Power Cord (European Type)
- **170203180E**
  Power Cord (Japanese Type)
- **1255900849**
  12V 84W Power Adapter w/ 3pin Terminal Block

Wide Temperature DRAM

- **AP-DR968D4004G9**
  4GB Wide Temperature DRAM (-40°C ~ 85°C)
- **AP-DR968D4008GA**
  8GB Wide Temperature DRAM (-40°C ~ 85°C)
- **AP-DR968D4016G7**
  16GB Wide Temperature DRAM (-40°C ~ 85°C)

**Users should select the wide temperature DRAM above and use wide temperature storage devices if the OMNI panel pc is to be operated at over 40°C.

OMNI-3155-SKU

15” Modular HMI Panel PC with 6th Generation Intel® Core™ i5-6300U/C-3955U Processor

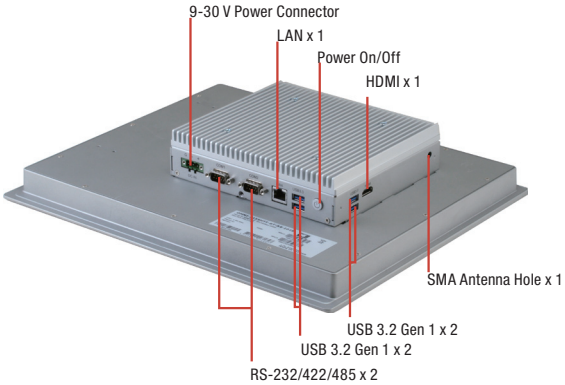



Features

- 15” (1024 x 768) TFT LCD Display
- Intel® 6th Generation i5-6300U/C-3955U Processor
- P-CAP or Resistive Touch Screen Support
- Aluminum Design
- IP65 Compliant Front Bezel
- Fanless Operation
- Easily Expandable I/O by AAEON OMNI I/O Modules

Gigo LAN · USB 3.2 Gen 1 · DDR 4 · LED Backlight · IP 65

Specifications

System	
Processor	Intel® i5-6300U processor, 2.4 GHz Intel® Celeron® 3955U processor, 2.0 GHz
System Memory	260-pin DDR4 SODIMM x 1, up to 16 GB
LCD/CRT Controller	Integrated in processor
Ethernet	Intel® I211, 10/100/1000 Base-TX x 1
I/O Port	USB 3.2 Gen 1 Type A x 4 SMA Antenna hole x 1 HDMI x 1 DB-9 Type RS-232/422/485 x 2 RJ-45 Type 10/100/1000 Base-TX x 1 3-pin terminal block x1 for 9~30 Vdc power input LED Power on/off switch x1 (Power on = Orange, Power off =N/A)
Storage Disk Drive	2.5” SATA HDD bay x 1
Expansion Slot	Full Size Mini card x 1, SIM card x 1, OMNI I/O connector x 1
OS support	Windows® 8.1, Windows® 10 (64 bit), Linux kernel 2.6.x or higher
Mechanical	
Construction	Aluminum design (IP65 Front Frame)
Mounting	VESA 100/ Panel Mount
Dimension	14.53” x 12.36” x 2.79” (369mm x 314mm x 71 mm)
Carton Dimension	20.08” x 9.84” x 18.11” (510mm x 250mm x 460mm)
Gross Weight	14.3 lb (6.5 kg)
Environmental	
Operating Temperature	-4°F ~ 131°F (-20°C ~ 55°C) with 0.5 m/s airflow (Industrial Grade HDD)
Storage Temperature	-4°F ~ 158°F (-20°C ~ 70°C)
Storage Humidity	90% @40°C; non-condensing
Vibration	1 Grms/ 5~ 500Hz/ operation – with HDD
Shock	15 G peak acceleration (11 msec. duration) – with HDD
EMC	CE/FCC class A
Power Supply	
DC input	DC 9 (min.) ~ 30 (max.) V w/3-pin terminal block, ATX Power function
LCD	
Display Type	15” TFT-LCD, LED
Max Resolution	1024 (H) x 768 (V)
Max. Colors	16.2M (8bit/color)
Luminance	300 cd/m^2
Viewing Angle	176° (H), 176° (V)
Back Light	LED
Back Light MTBF (Hours)	70,000
Touchscreen	
Type	P-CAP/ 5-wire resistive
Light Transmission	P-CAP (90%± 2%), 5-wire Resistive (80% ± 2%)

Note: All specifications are subject to change without notice.

Dimension

Unit: mm

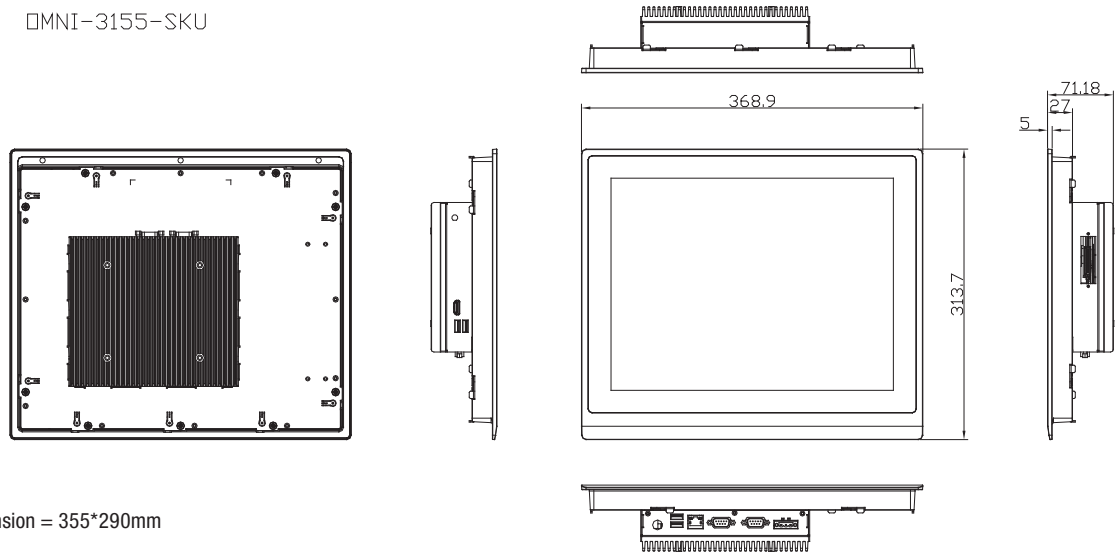

Cutout Dimension = 355*290mm

Ordering Information

	Part Number	Display Type	Max Resolution	Luminance	View Angle	CPU	LAN	USB 3.2 Gen 1	RS-232/ 422/485	Storage	RAM	Display	Internal Expansion	Mounting	Power	Operating Temp.	Touch	OMNI I/O Module Support
Panel PC	OMNI-3155HTT-SKU-A1-1011	15" TFT LCD	1024 x 768	300 cd/m²	176° (H), 176° (V)	Intel® i5-6300U, 2.4 GHz	1	4	2	2.5" SATA HDD x 1	DDR4, up to 16GB	HDMI x 1	Mini-Card x 1 (Full Size)	VESA 100/ Panel mount	DC 9~30V	-20°C~55°C with airflow	5-wire Resistive	Yes
	OMNI-3155HTT-SKU-A2-1011	15" TFT LCD	1024 x 768	300 cd/m²	176° (H), 176° (V)	Intel® Celeron® 3955U, 2 GHz	1	4	2	2.5" SATA HDD x 1	DDR4, up to 16GB	HDMI x 1	Mini-Card x 1 (Full Size)	VESA 100/ Panel mount	DC 9~30V	-20°C~55°C with airflow	5-wire Resistive	Yes
	OMNI-3155HTT-SKU-A3-1011	15" TFT LCD	1024 x 768	300 cd/m²	176° (H), 176° (V)	Intel® i5-6300U, 2.4 GHz	1	4	2	2.5" SATA HDD x 1	DDR4, up to 16GB	HDMI x 1	Mini-Card x 1 (Full Size)	VESA 100/ Panel mount	DC 9~30V	-20°C~55°C with airflow	Projected capacitive	Yes
	OMNI-3155HTT-SKU-A4-1011	15" TFT LCD	1024 x 768	300 cd/m²	176° (H), 176° (V)	Intel® Celeron® 3955U, 2 GHz	1	4	2	2.5" SATA HDD x 1	DDR4, up to 16GB	HDMI x 1	Mini-Card x 1 (Full Size)	VESA 100/ Panel mount	DC 9~30V	-20°C~55°C with airflow	Projected capacitive	Yes
Panel Kit	OMNI-315DHTT-KIT-A1-1012	15" TFT LCD	1024 x 768	300 cd/m²	176° (H), 176° (V)	—	—	—	—	—	—	—	—	—	—	-20°C~55°C with airflow	5-wire Resistive	No
	OMNI-315DHTT-KIT-A2-1012	15" TFT LCD	1024 x 768	300 cd/m²	176° (H), 176° (V)	—	—	—	—	—	—	—	—	—	—	-20°C~55°C with airflow	Projected capacitive	No
CPU BOX Kit	OMNI-SKU-KIT-A1-1010	—	—	—	—	Intel® i5-6300U, 2.4 GHz	1	4	2	2.5" SATA HDD x 1	DDR4, up to 16GB	HDMI x 1	Mini-Card x 1 (Full Size)	VESA 100/ Panel mount	DC 9~30V	-20°C~55°C with airflow	—	Yes
	OMNI-SKU-KIT-A2-1010	—	—	—	—	Intel® Celeron® 3955U, 2 GHz	1	4	2	2.5" SATA HDD x 1	DDR4, up to 16GB	HDMI x 1	Mini-Card x 1 (Full Size)	VESA 100/ Panel mount	DC 9~30V	-20°C~55°C with airflow	—	Yes
	OMNI-SKU-KIT-A3-1010	—	—	—	—	Intel® i7-6600U Processor	1	4	2	2.5" SATA HDD x 1	DDR4, up to 16GB	HDMI x 1	Mini-Card x 1 (Full Size)	Wall mount	DC 9~30V	-20°C~55°C with airflow	—	Yes
	OMNI-SKU-KIT-A4-1010	—	—	—	—	Intel® i3-6100U Processor	1	4	2	2.5" SATA HDD x 1	DDR4, up to 16GB	HDMI x 1	Mini-Card x 1 (Full Size)	Wall mount	DC 9~30V	-20°C~55°C with airflow	—	Yes

Note: 1. AAEON OMNI Modular display kit only workable for OMNI-BOX Kit 2. RAM not included

Packing List

- **Phoenix Power Connector**
- **OMNI-3155-SKU**

Optional Accessories

- **AP-OT9789LA1000**
  LCD Monitor Stand 230mm, LA-100
- **1702031802**
  Power Cord (US Type)
- **1702031803**
  Power Cord (European Type)
- **170203180E**
  Power Cord (Japanese Type)
- **1255900849**
  12V 84W Power Adapter w/ 3pin Terminal Block

OMNI Module (with AAEON Interface)

- **9741215501**
  Mini Card x 2, SIM x 2 Module
- **9741215502**
  Dual LAN Module
- **9741215506**
  DIO Module
- **9741215508**
  Audio Module
- **9741215510**
  HMS Kit (Europe Limitation)
- **9741215512**
  Wifi 802.11/b/g/n Moudle
- **9741215513**
  RS-485/422/232 x 2 Module
- **9741215515**
  USB / COM / LAN Module
- **9741215516**
  RS-485/422/232 x 4 Module
- **9741215517**
  Isolation RS-485/422/232 x 4 Module
- **9741215518**
  RS-485/422/232 x 2, DIO x 16 Module

Wide Temperature DRAM

- **AP-DR968D4004G9**
  4GB Wide Temperature DRAM (-40°C ~ 85°C)
- **AP-DR968D4008GA**
  8GB Wide Temperature DRAM (-40°C ~ 85°C)
- **AP-DR968D4016G7**
  16GB Wide Temperature DRAM (-40°C ~ 85°C)

**Users should select the wide temperature DRAM above and use wide temperature storage devices if the OMNI panel pc is to be operated at over 40°C.

OMNI-3175-SKU

17” Modular HMI Panel PC with 6th Generation Intel® Core™ i5-6300U/C-3955U Processor

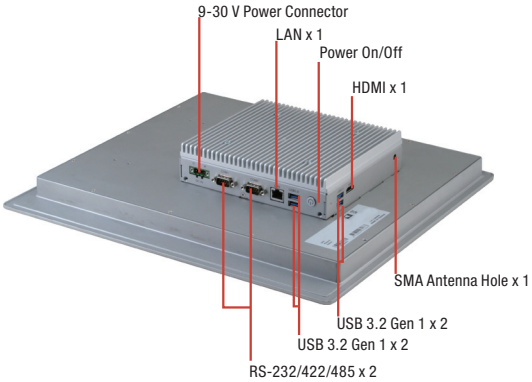



Features

- 17” (1280 x 1024) TFT LCD Display
- Intel® 6th Generation i5-6300U/C-3955U Processor
- P-CAP or Resistive Touch Screen Support
- Aluminum Design
- IP65 Compliant Front Bezel
- Fanless Operation
- Easily Expandable I/O by AAEON OMNI I/O Modules

Giga LAN · USB 3.2 Gen 1 · DDR 4 · LED Backlight · IP 65

Specifications

System	
Processor	Intel® i5-6300U processor, 2.4 GHz Intel® Celeron® 3955U processor, 2.0 GHz
System Memory	260-pin DDR4 SODIMM x 1, up to 16 GB
LCD/CRT Controller	Integrated in processor
Ethernet	Intel® I211, 10/100/1000 Base-TX x 1
I/O Port	USB 3.2 Gen 1 Type A x 4 SMA Antenna hole x 1 HDMI x 1 DB-9 Type RS-232/422/485 x 2 RJ-45 Type 10/100/1000 Base-TX x 1 3-pin terminal block x1 for 9~30 Vdc power input LED Power on/off switch x1 (Power on = Orange, Power off =N/A)
Storage Disk Drive	2.5” SATA HDD bay x 1
Expansion Slot	Full Size Mini card x 1 SIM card x 1 OMNI I/O connector x 1
OS support	Windows® 8.1, Windows® 10 (64 bit), Linux kernel 2.6.x or higher
Mechanical	
Construction	Aluminum design (IP65 Front Frame)
Mounting	VESA 100 / Panel Mount
Dimension	16.14” x 14.57” x 2.32” (410mm x 370mm x 59mm)
Carton Dimension	20.55” x 10.31” x 19.29”(522mm x 262mm x 490mm)
Gross Weight	16.28 lb (7.4 kg)
Environmental	
Operating Temperature	-4°F ~ 131°F (-20°C ~ 55°C) with 0.5 m/s airflow (Industrial Grade HDD)
Storage Temperature	-4°F ~ 158°F (-20°C ~ 70°C)
Storage Humidity	90% @40°C; non-condensing
Vibration	1 Grms/ 5~ 500Hz/ operation – with HDD
Shock	15 G peak acceleration (11 msec. duration) – with HDD
EMC	CE/FCC class A
Power Supply	
DC input	DC 9 (min.) ~ 30 (max.) V w/3-pin terminal block, ATX Power function
LCD	
Display Type	17” TFT-LCD, LED
Max Resolution	1280 (H) x 1024 (V)
Max. Colors	16.7M colors (RGB 6-bits + Hi-FRC data)
Luminance	350 cd/m^2
Viewing Angle	170 (H), 160 (V)
Back Light	LED
Back Light MTBF (Hours)	50,000
Touchscreen	
Type	P-CAP/ 5-wire resistive
Light Transmission	P-CAP (90% ± 3%), 5-wire Resistive (80% ± 3%)

Note: All specifications are subject to change without notice.

Dimension

Unit: mm

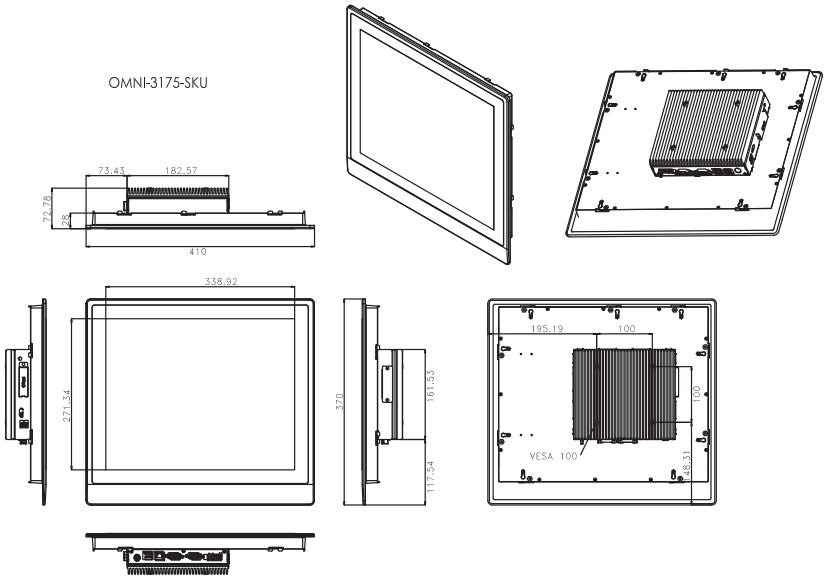

Cutout Dimension = 385*323mm

Ordering Information

	Part Number	Display Type	Max Resolution	Luminance	View Angle	CPU	LAN	USB 3.2 Gen 1	RS-232/ 422/485	Storage	RAM	Display	Internal Expansion	Mounting	Power	Operating Temp.	Touch	OMNI I/O Module Support
Panel PC	OMNI-3175HTT-SKU-A1-1111	17" TFT LCD	1280 x 1024	350 cd/m²	170°(H) 160°(V)	Intel® i5-6300U, 2.4 GHz	1	4	2	2.5" SATA HDD x 1	DDR4, up to 16GB	HDMI x 1	Mini-Card x 1 (Full Size)	VESA 100/ Panel mount	DC 9~30V	-20°C~55°C with airflow	5-wire Resistive	Yes
	OMNI-3175HTT-SKU-A2-1111	17" TFT LCD	1280 x 1024	350 cd/m²	170°(H) 160°(V)	Intel® Celeron® 3955U, 2 GHz	1	4	2	2.5" SATA HDD x 1	DDR4, up to 16GB	HDMI x 1	Mini-Card x 1 (Full Size)	VESA 100/ Panel mount	DC 9~30V	-20°C~55°C with airflow	5-wire Resistive	Yes
	OMNI-3175HTT-SKU-A3-1110	17" TFT LCD	1280 x 1024	350 cd/m²	170°(H) 160°(V)	Intel® i5-6300U, 2.4 GHz	1	4	2	2.5" SATA HDD x 1	DDR4, up to 16GB	HDMI x 1	Mini-Card x 1 (Full Size)	VESA 100/ Panel mount	DC 9~30V	-20°C~55°C with airflow	Projected capacitive	Yes
	OMNI-3175HTT-SKU-A4-1110	17" TFT LCD	1280 x 1024	350 cd/m²	170°(H) 160°(V)	Intel® Celeron® 3955U, 2 GHz	1	4	2	2.5" SATA HDD x 1	DDR4, up to 16GB	HDMI x 1	Mini-Card x 1 (Full Size)	VESA 100/ Panel mount	DC 9~30V	-20°C~55°C with airflow	Projected capacitive	Yes
Panel Kit	OMNI-317DHTT-KIT-A1-1012	17" TFT LCD	1280 x 1024	350 cd/m²	170°(H) 160°(V)	—	—	—	—	—	—	—	—	—	—	-20°C~55°C with airflow	5-wire Resistive	No
	OMNI-317DHTT-KIT-A2-1011	17" TFT LCD	1280 x 1024	350 cd/m²	170°(H) 160°(V)	—	—	—	—	—	—	—	—	—	—	-20°C~55°C with airflow	Projected capacitive	No
CPU BOX Kit	OMNI-SKU-KIT-A1-1110	—	—	—	—	Intel® i5-6300U, 2.4 GHz	1	4	2	2.5" SATA HDD x 1	DDR4, up to 16GB	HDMI x 1	Mini-Card x 1 (Full Size)	VESA 100/ Panel mount	DC 9~30V	-20°C~55°C with airflow	—	Yes
	OMNI-SKU-KIT-A2-1110	—	—	—	—	Intel® Celeron® 3955U, 2 GHz	1	4	2	2.5" SATA HDD x 1	DDR4, up to 16GB	HDMI x 1	Mini-Card x 1 (Full Size)	VESA 100/ Panel mount	DC 9~30V	-20°C~55°C with airflow	—	Yes
	OMNI-SKU-KIT-A3-1110	—	—	—	—	Intel® i7-6600U Processor	1	4	2	2.5" SATA HDD x 1	DDR4, up to 16GB	HDMI x 1	Mini-Card x 1 (Full Size)	Wall mount	DC 9~30V	-20°C~55°C with airflow	—	Yes
	OMNI-SKU-KIT-A4-1110	—	—	—	—	Intel® i3-6100U Processor	1	4	2	2.5" SATA HDD x 1	DDR4, up to 16GB	HDMI x 1	Mini-Card x 1 (Full Size)	Wall mount	DC 9~30V	-20°C~55°C with airflow	—	Yes

Note: 1. AAEON OMNI Modular display kit only workable for OMNI-BOX Kit 2. RAM not included

Packing List

- **Phoenix Power Connector**
- **OMNI-3175-SKU**

Optional Accessories

- **AP-0T9789LA1000**
  LCD Monitor Stand 230mm, LA-100
- **1702031802**
  Power Cord (US Type)
- **1702031803**
  Power Cord (European Type)
- **170203180E**
  Power Cord (Japanese Type)
- **1255900849**
  12V 84W Power Adapter w/ 3pin Terminal Block

OMNI Module (with AAEON Interface)

- **9741215501**
  Mini Card x 2, SIM x 2 Module
- **9741215502**
  Dual LAN Module
- **9741215506**
  DIO Module
- **9741215508**
  Audio Module
- **9741215510**
  HMS Kit (Europe Limitation)
- **9741215512**
  Wifi 802.11/b/g/n Moudle
- **9741215513**
  RS-485/422/232 x 2 Module
- **9741215515**
  USB / COM / LAN Module
- **9741215516**
  RS-485/422/232 x 4 Module
- **9741215517**
  Isolation RS-485/422/232 x 4 Module
- **9741215518**
  RS-485/422/232 x 2, DIO x 16 Module

Wide Temperature DRAM

- **AP-DR968D4004G9**
  4GB Wide Temperature DRAM (-40°C ~ 85°C)
- **AP-DR968D4008GA**
  8GB Wide Temperature DRAM (-40°C ~ 85°C)
- **AP-DR968D4016G7**
  16GB Wide Temperature DRAM (-40°C ~ 85°C)

**Users should select the wide temperature DRAM above and use wide temperature storage devices if the OMNI panel pc is to be operated at over 40°C.

OMNI-3195-SKU

19” Modular HMI Panel PC with 6th Generation Intel® Core™ i5-6300U/C-3955U Processor

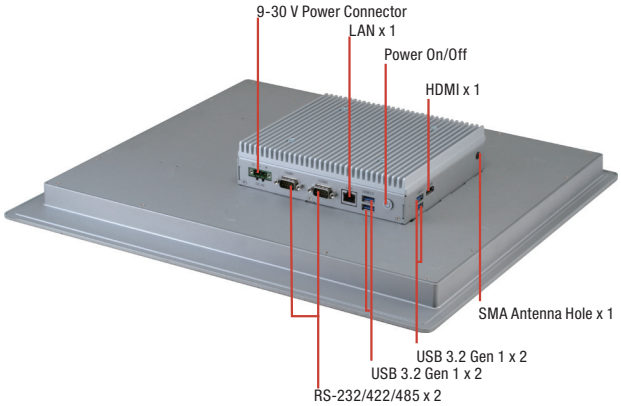



Features

- 19” (1280 x 1024) TFT LCD Display
- Intel® 6th Generation i5-6300U/C-3955U Processor
- P-CAP or Resistive Touch Screen Support
- Aluminum Design
- IP65 Compliant Front Bezel
- Fanless Operation
- Easily Expandable I/O by AAEON OMNI I/O Modules

Gigo LAN · USB 3.2 Gen 1 · DDR 4 · LED Backlight · IP 65

Specifications

System	
Processor	Intel® i5-6300U processor, 2.4 GHz Intel® Celeron® 3955U processor, 2.0 GHz
System Memory	260-pin DDR4 SODIMM x 1, up to 16 GB
LCD/CRT Controller	Integrated in processor
Ethernet	Intel® I211, 10/100/1000 Base-TX x 1
I/O Port	USB 3.2 Gen 1 Type A x 4 SMA Antenna hole x 1 HDMI x 1 DB-9 Type RS-232/422/485 x 2 RJ-45 Type 10/100/1000Base-TX x 1 3-pin terminal block x1 for 9~30 Vdc power input LED Power on/off switch x1 (Power on = Orange, Power off =N/A)
Storage Disk Drive	2.5” SATA HDD bay x 1
Expansion Slot	Full Size Mini card x 1 SIM card x 1 OMNI I/O connector x 1
OS support	Windows® 8.1, Windows® 10 (64 bit), Linux kernel 2.6.x or higher
Mechanical	
Construction	Aluminum design (IP65 Front Frame)
Mounting	VESA 100 / Panel Mount
Dimension	18.14” x 16.14” x 2.83” (460.8mm x 410mm x 72 mm)
Carton Dimension	26.02” x 8.11” x 19.53” (661mm x 206mm x 496mm)
Gross Weight	20.06 lb (9.1 kg)
Environmental	
Operating Temperature	-4°F ~ 131°F (-20°C ~ 55°C) with 0.5 m/s airflow (Industrial Grade HDD)
Storage Temperature	-4°F ~ 158°F (-20°C ~ 70°C)
Storage Humidity	90% @40°C; non-condensing
Vibration	1 Grms/ 5~ 500Hz/ operation – with HDD
Shock	15 G peak acceleration (11 msec. duration) – with HDD
EMC	CE/FCC class A
Power Supply	
DC input	DC 9 (min.) ~ 30 (max.) V w/3-pin terminal block, ATX Power function
LCD	
Display Type	17” TFT-LCD, LED
Max Resolution	1280 (H) x 1024 (V)
Max. Colors	16.7M colors (RGB 6-bits + Hi-FRC data)
Luminance	350 cd/m^2
Viewing Angle	170 (H), 160 (V)
Back Light	LED
Back Light MTBF (Hours)	50,000
Touchscreen	
Type	P-CAP/ 5-wire resistive
Light Transmission	P-CAP (90% ± 3%), 5-wire Resistive (80% ± 3%)

Note: All specifications are subject to change without notice.

Dimension

Unit: mm

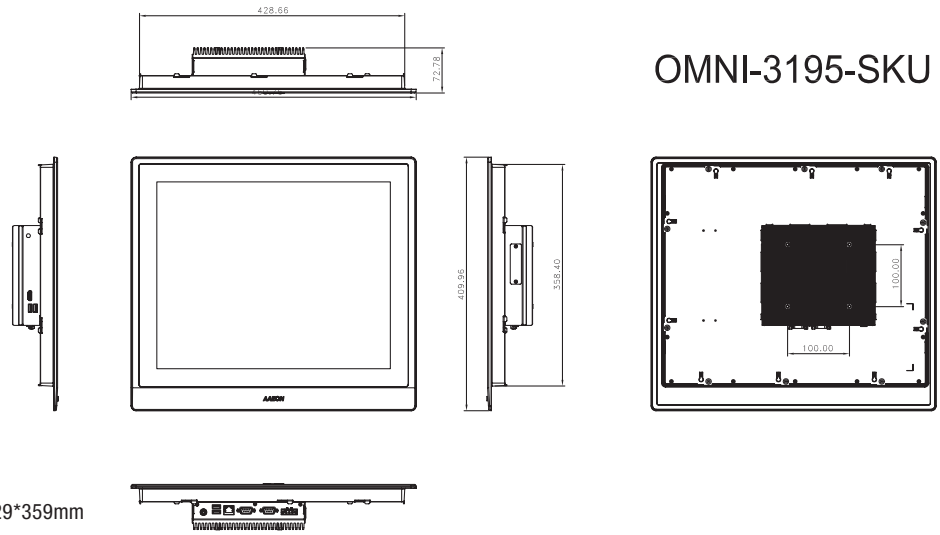

Cutout Dimension = 429*359mm

Ordering Information

	Part Number	Display Type	Max Resolution	Luminance	View Angle	CPU	LAN	USB 3.2 Gen 1	RS-232/ 422/485	Storage	RAM	Display	Internal Expansion	Mounting	Power	Operating Temp.	Touch	OMNI I/O Module Support
Panel PC	OMNI-3195HTT-SKU-A1-1111	19" TFT LCD	1280 x 1024	350 cd/m²	170°(H) 160°(V)	Intel® i5-6300U, 2.4 GHz	1	4	2	2.5" SATA HDD x 1	DDR4, up to 16GB	HDMI x 1	Mini-Card x 1 (Full Size)	VESA 100/ Panel mount	DC 9~30V	-20°C~55°C with airflow	5-wire Resistive	Yes
	OMNI-3195HTT-SKU-A2-1111	19" TFT LCD	1280 x 1024	350 cd/m²	170°(H) 160°(V)	Intel® Celeron® 3955U, 2 GHz	1	4	2	2.5" SATA HDD x 1	DDR4, up to 16GB	HDMI x 1	Mini-Card x 1 (Full Size)	VESA 100/ Panel mount	DC 9~30V	-20°C~55°C with airflow	5-wire Resistive	Yes
	OMNI-3195HTT-SKU-A3-1110	19" TFT LCD	1280 x 1024	350 cd/m²	170°(H) 160°(V)	Intel® i5-6300U, 2.4 GHz	1	4	2	2.5" SATA HDD x 1	DDR4, up to 16GB	HDMI x 1	Mini-Card x 1 (Full Size)	VESA 100/ Panel mount	DC 9~30V	-20°C~55°C with airflow	Projected capacitive	Yes
	OMNI-3195HTT-SKU-A4-1110	19" TFT LCD	1280 x 1024	350 cd/m²	170°(H) 160°(V)	Intel® Celeron® 3955U, 2 GHz	1	4	2	2.5" SATA HDD x 1	DDR4, up to 16GB	HDMI x 1	Mini-Card x 1 (Full Size)	VESA 100/ Panel mount	DC 9~30V	-20°C~55°C with airflow	Projected capacitive	Yes
Panel Kit	OMNI-319DHTT-KIT-A1-1012	19" TFT LCD	1280 x 1024	350 cd/m²	170°(H) 160°(V)	—	—	—	—	—	—	—	—	—	—	-20°C~55°C with airflow	5-wire Resistive	No
	OMNI-319DHTT-KIT-A2-1011	19" TFT LCD	1280 x 1024	350 cd/m²	170°(H) 160°(V)	—	—	—	—	—	—	—	—	—	—	-20°C~55°C with airflow	Projected capacitive	No
CPU BOX Kit	OMNI-SKU-KIT-A1-1110	—	—	—	—	Intel® i5-6300U, 2.4 GHz	1	4	2	2.5" SATA HDD x 1	DDR4, up to 16GB	HDMI x 1	Mini-Card x 1 (Full Size)	VESA 100/ Panel mount	DC 9~30V	-20°C~55°C with airflow	—	Yes
	OMNI-SKU-KIT-A2-1110	—	—	—	—	Intel® Celeron® 3955U, 2 GHz	1	4	2	2.5" SATA HDD x 1	DDR4, up to 16GB	HDMI x 1	Mini-Card x 1 (Full Size)	VESA 100/ Panel mount	DC 9~30V	-20°C~55°C with airflow	—	Yes
	OMNI-SKU-KIT-A3-1110	—	—	—	—	Intel® i7-6600U Processor	1	4	2	2.5" SATA HDD x 1	DDR4, up to 16GB	HDMI x 1	Mini-Card x 1 (Full Size)	Wall mount	DC 9~30V	-20°C~55°C with airflow	—	Yes
	OMNI-SKU-KIT-A4-1110	—	—	—	—	Intel® i3-6100U Processor	1	4	2	2.5" SATA HDD x 1	DDR4, up to 16GB	HDMI x 1	Mini-Card x 1 (Full Size)	Wall mount	DC 9~30V	-20°C~55°C with airflow	—	Yes

Note: 1. AAEON OMNI Modular display kit only workable for OMNI-BOX Kit 2. RAM not included

Packing List

- **Phoenix Power Connector**
- **OMNI-3195-SKU**

Optional Accessories

- **AP-OT9789LA1000**
  LCD Monitor Stand 230mm, LA-100
- **1702031802**
  Power Cord (US Type)
- **1702031803**
  Power Cord (European Type)
- **170203180E**
  Power Cord (Japanese Type)
- **1255900849**
  12V 84W Power Adapter w/ 3pin Terminal Block

OMNI Module (with AAEON Interface)

- **9741215501**
  Mini Card x 2, SIM x 2 Module
- **9741215502**
  Dual LAN Module
- **9741215506**
  DIO Module
- **9741215508**
  Audio Module
- **9741215510**
  HMS Kit (Europe Limitation)
- **9741215512**
  Wifi 802.11/b/g/n Moudle
- **9741215513**
  RS-485/422/232 x 2 Module
- **9741215515**
  USB / COM / LAN Module
- **9741215516**
  RS-485/422/232 x 4 Module
- **9741215517**
  Isolation RS-485/422/232 x 4 Module
- **9741215518**
  RS-485/422/232 x 2, DIO x 16 Module

Wide Temperature DRAM

- **AP-DR968D4004G9**
  4GB Wide Temperature DRAM (-40°C ~ 85°C)
- **AP-DR968D4008GA**
  8GB Wide Temperature DRAM (-40°C ~ 85°C)
- **AP-DR968D4016G7**
  16GB Wide Temperature DRAM (-40°C ~ 85°C)

**Users should select the wide temperature DRAM above and use wide temperature storage devices if the OMNI panel pc is to be operated at over 40°C.

13

OMNI Series : Modular Display Solutions

13

OMNI-215M

15.6” Touch Display Monitor, DC 12~30V



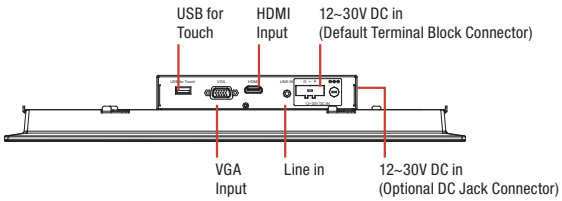

Features

- 15.6” WXGA (1366 x 768) TFT LCD Display
- Provide Projective Capacitive Touch or Resistive Touch Screen
- IP65 Aluminum Front Bezel
- DC 12~30V with Over Voltage/Current, Under Voltage Protection
- Optional Built-in Speakers

LED Backlight

Specifications

System	
Input Signal	VGA/HDMI
On Screen Display Control	5 keys OSD keypad (Up, Down, Menu, Auto, Power)
I/O Port	DB-15 VGA x 1 HDMI x 1 USB x 1 (For Enable T/S Function) Line in x 1 (For optional internal Speaker) Power Input x 1(Terminal Block 3pin)
Os Support	Windows® 7 32/64-bit, Windows® 8 32/64-bit, Windows® 10 64-bit, Linux Ubuntu 16.04
Mechanical	
Construction	IP65 aluminum front bezel & SGCC chassis
Mounting	Panel Mount / VESA 100x100 / Stand
Dimension	16.5” x 10.4” x 2.4” (420.2mm x 264.5mm x 60.2mm)
Carton Dimension	20.9” x 17.5” x 7.9” (530mm x 445mm x 200mm)
Gross Weight	14.1 lbs (6.4 kg)
Net Weight	11.2 lbs (5.1 kg)
Environmental	
Operating Temperature	14°F ~ 131°F (-10°C ~ 55°C) With 0.5m/s Airflow
Storage Temperature	-4°F ~ 140°F (-20°C ~ 60°C)
Storage Humidity	10%~90% @104°F (40°C); non-condensing
Vibration	1 Grms / 5~500Hz/random Operation
Shock	—
EMC	CE/FCC, Class A
Power Supply	
Dc Input	DC 12~30V Power Input with 3 Pin Terminal Block
LCD	
Display Type	15.6” TFT-LCD
Max. Resolution	1366 x 768
Max. Colors	16.7M
Luminance	400 cd/m^2
Viewing Angle	170° (H), 160° (V)
Back Light	LED
Back Light MTBF (Hours)	50,000
Touchscreen	
Type	Projective Capacitive Multi Touch or 5 Wire Resistive Touch Screen (By Model)
Light Transmission	P-CAP (90% ± 3%), 5-wire Resistive (80% ± 3%)
Life Time	—

Note: All specifications are subject to change without notice.

Dimension

Unit: mm

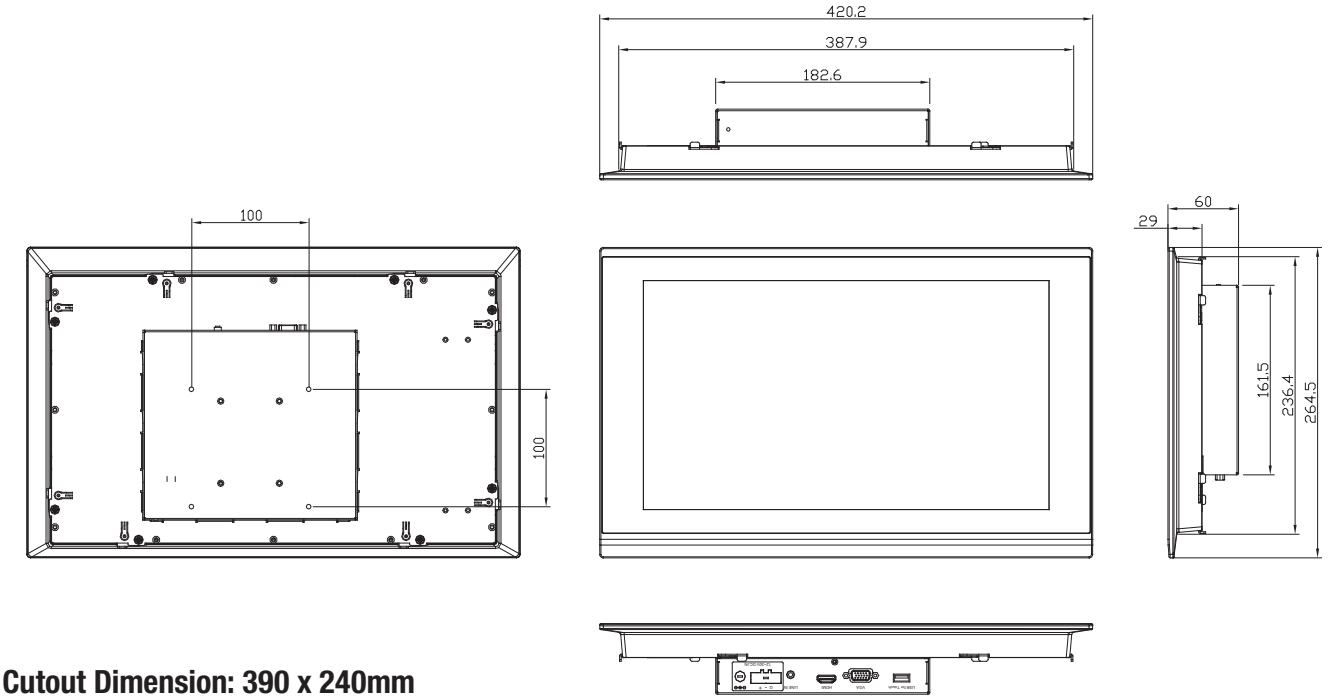

Cutout Dimension: 390 x 240mm

Ordering Information

Part Number	Display Type	Max. Resolution	Luminance	View Angle	Backlight MTBF (Hours)	Display	Mounting	Power	Temp.	Touch	Others
OMNI-215MHTT-A1-1010	15.6" TFT-LCD	1366 x 768	400 cd/m²	160(H), 140(V)	50,000	VGA x 1 HDMI x 1	Panel mount VESA 100	DC 12V~30V	14°F ~ 131°F (-10°C ~ 55°C) (with 0.5 m/s airflow)	Flat 5 Wire Resistive	—
OMNI-215MHTT-A2-1011	15.6" TFT-LCD	1366 x 768	400 cd/m²	160(H), 140(V)	50,000	VGA x 1 HDMI x 1	Panel mount VESA 100	DC 12V~30V	14°F ~ 131°F (-10°C ~ 55°C) (with 0.5 m/s airflow)	Projected Capacitive	—

Packing List

- **VGA Cable x 1**
- **USB Cable for Touch x 1**
- **Phoenix Power Connector**
- **OMNI-215M**

Optional Accessories

- **125530040F**
  12V 40W FSP040-DHAN3
- **1702031802**
  Power Cord (US Type)
- **1702031803**
  Power Cord (European Type)
- **170203180E**
  Power Cord (Japanese Type)
- **AP-0T9789LA1000**
  LCD Monitor Stand 230mm, LA-100

OMNI-221M

21.5” Touch Display Monitor, DC 12~30V



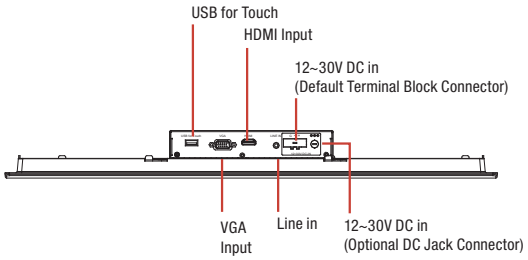

Features

- **21.5” FHD (1920 x 1080) TFT LCD Display**
- **Provide Projective Capacitive Touch or Resistive Touch Screen**
- **IP65 Aluminum Front Bezel**
- **DC 12~30V with Over Voltage/Current, Under Voltage Protection**
- **Optional Built-in Speakers**

LED Backlight

Specifications

System	
Input Signal	VGA/HDMI
On Screen Display Control	5 keys OSD keypad (Up, Down, Menu, Auto, Power)
I/O Port	DB-15 VGA x 1 HDMI x 1 USB x 1 (For Enable T/S Function) Line in x 1 (For optional internal Speaker) Power Input x 1(Terminal Block 3pin)
Os Support	Windows® 7 32/64-bit, Windows® 8 32/64-bit, Windows® 10 64-bit, Linux Ubuntu 16.04
Mechanical	
Construction	IP65 aluminum front bezel & SGCC chassis
Mounting	Panel Mount / VESA 100 x 100 / Stand
Dimension	21.6” x 14.6” x 2.1” (549mm x 372mm x 53mm)
Carton Dimension	26.4” x 20.7” x 7.9” (670mm x 525mm x 200mm)
Gross Weight	18.5 lbs (8.4 kg)
Net Weight	15.4 lbs (7.0 kg)
Environmental	
Operating Temperature	14°F ~ 131°F (-10°C ~ 55°C) With 0.5m/s Airflow
Storage Temperature	-4°F ~ 140°F (-20°C ~ 60°C)
Storage Humidity	10%~90% @104°F (40°C); non-condensing
Vibration	1 Grms / 5~500Hz/random Operation
Shock	—
EMC	CE/FCC, Class A
Power Supply	
Dc Input	DC 12~30V Power Input with 3 Pin Terminal Block
LCD	
Display Type	21.5” TFT-LCD
Max. Resolution	1920 x 1080
Max. Colors	16.7M
Luminance	250 cd/m^2
Viewing Angle	178° (H), 178° (V)
Back Light	LED
Back Light MTBF (Hours)	50,000
Touchscreen	
Type	Projective Capacitive Multi Touch or 5 Wire Resistive Touch Screen (By Model)
Light Transmission	P-CAP (90% ± 3%), 5-wire Resistive (80% ± 3%)
Life Time	—

Note: All specifications are subject to change without notice.

Dimension

Unit: mm

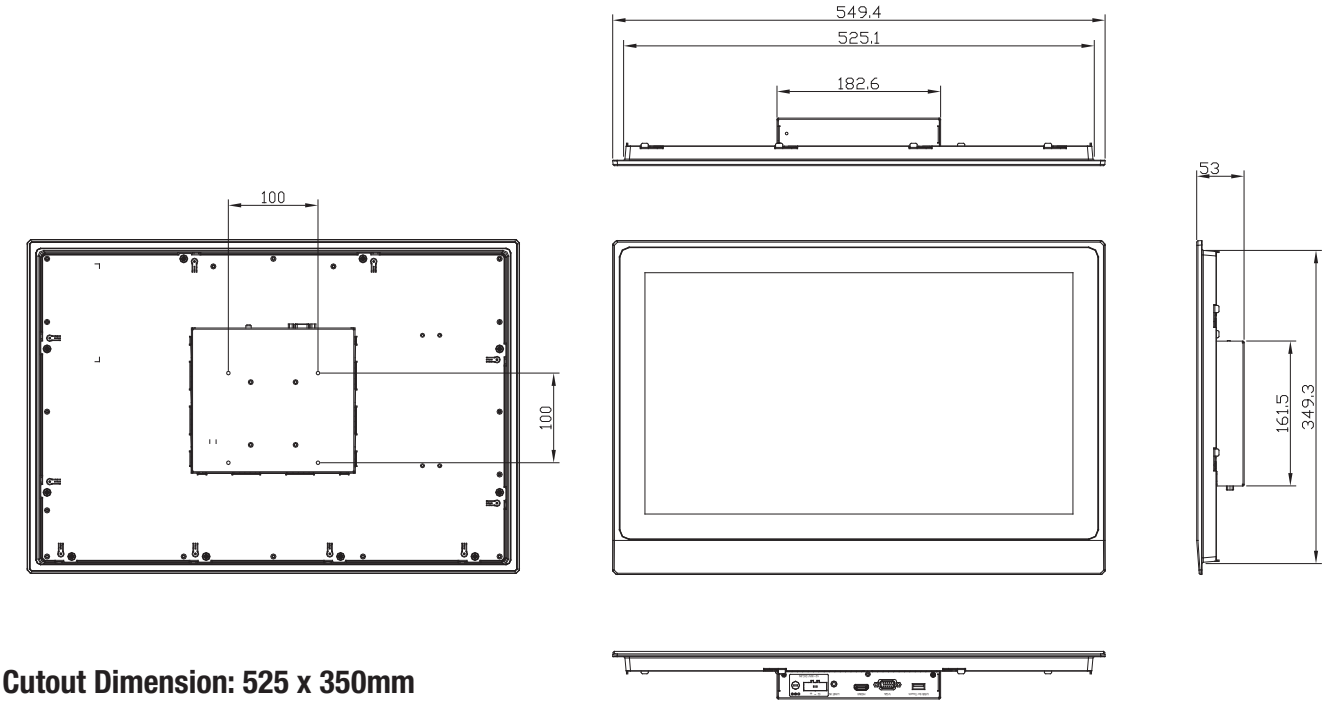

Cutout Dimension: 525 x 350mm

Ordering Information

Part Number	Display Type	Max. Resolution	Luminance	View Angle	Backlight MTBF (Hours)	Display	Mounting	Power	Temp.	Touch	Others
OMNI-221MHTT-A1-1011	21.5" TFT-LCD	1920 x 1080	250 cd/m²	178(H), 178(V)	50,000	VGA x 1 HDMI x 1	Panel mount VESA 100	DC 12V~30V	14°F ~ 131°F (-10°C ~ 55°C) (with 0.5 m/s airflow)	Flat 5 Wire Resistive	—
OMNI-221MHTT-A2-1011	21.5" TFT-LCD	1920 x 1080	250 cd/m²	178(H), 178(V)	50,000	VGA x 1 HDMI x 1	Panel mount VESA 100	DC 12V~30V	14°F ~ 131°F (-10°C ~ 55°C) (with 0.5 m/s airflow)	Projected Capacitive	—

Packing List

- **VGA Cable x 1**
- **USB Cable for Touch x 1**
- **Phoenix Power Connector**
- **OMNI-221M**

Optional Accessories

- **125530040F**
  12V 40W FSP040-DHAN3
- **1702031802**
  Power Cord (US Type)
- **1702031803**
  Power Cord (European Type)
- **170203180E**
  Power Cord (Japanese Type)
- **AP-0T9789LA1000**
  LCD Monitor Stand 230mm, LA-100

OMNI-310M

10.4” Touch Display Monitor, DC 12~30V



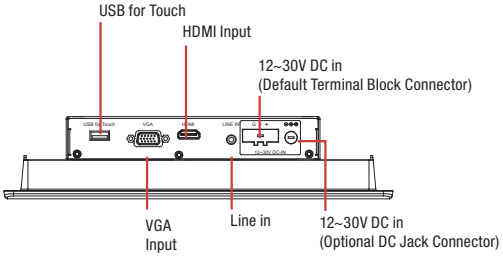

Features

- **10.4” SVGA (800 x 600) TFT LCD Display**
- **Provide Projective Capacitive Touch or Resistive Touch Screen**
- **IP65 Aluminum Front Bezel**
- **DC 12~30V with Over Voltage/Current, Under Voltage Protection**
- **Optional Built-in Speakers**

LED Backlight

Specifications

System	
Input Signal	VGA / HDMI
On Screen Display Control	5 keys OSD keypad (Up, Down, Menu, Auto, Power)
I/O Port	DB-15 VGA x 1 HDMI x 1 USB x 1 (For Enable T/S Function) Line in x 1 (For optional internal Speaker) Power Input x 1(Terminal Block 3pin)
Os Support	Windows® 7 32/64-bit, Windows® 8 32/64-bit, Windows® 10 64-bit, Linux Ubuntu 16.04
Mechanical	
Construction	IP65 aluminum front bezel & SGCC chassis
Mounting	Panel Mount / VESA 100 x 100 / Stand
Dimension	11.0” x 9.4” x 2.33” (280mm x 239.3mm x 59.1mm)
Carton Dimension	16.3” x 15.4” x 7.04” (415mm x 391mm x 179mm)
Gross Weight	7.9 lbs (3.6 kg)
Net Weight	1.1 lbs (2.4 kg)
Environmental	
Operating Temperature	14°F ~ 131°F (-10°C ~ 55°C) With 0.5m/s Airflow
Storage Temperature	-4°F ~ 140°F (-20°C ~ 60°C)
Storage Humidity	10%~90% @104°F (40°C); non-condensing
Vibration	1 Grms / 5~500Hz/random Operation
Shock	—
EMC	CE/FCC, Class A
Power Supply	
Dc Input	DC 12~30V Power Input with 3 Pin Terminal Block
LCD	
Display Type	10.4” TFT-LCD
Max. Resolution	800 x 600
Max. Colors	16.2M
Luminance	230 cd/m^2
Viewing Angle	160° (H), 130° (V)
Back Light	LED
Back Light MTBF (Hours)	30,000
Touchscreen	
Type	Projective Capacitive Multi Touch or 5 Wire Resistive Touch Screen (By Model)
Light Transmission	P-CAP (90% ± 3%), 5-wire Resistive (80% ± 3%)
Life Time	—

Note: All specifications are subject to change without notice.

Dimension

Unit: mm

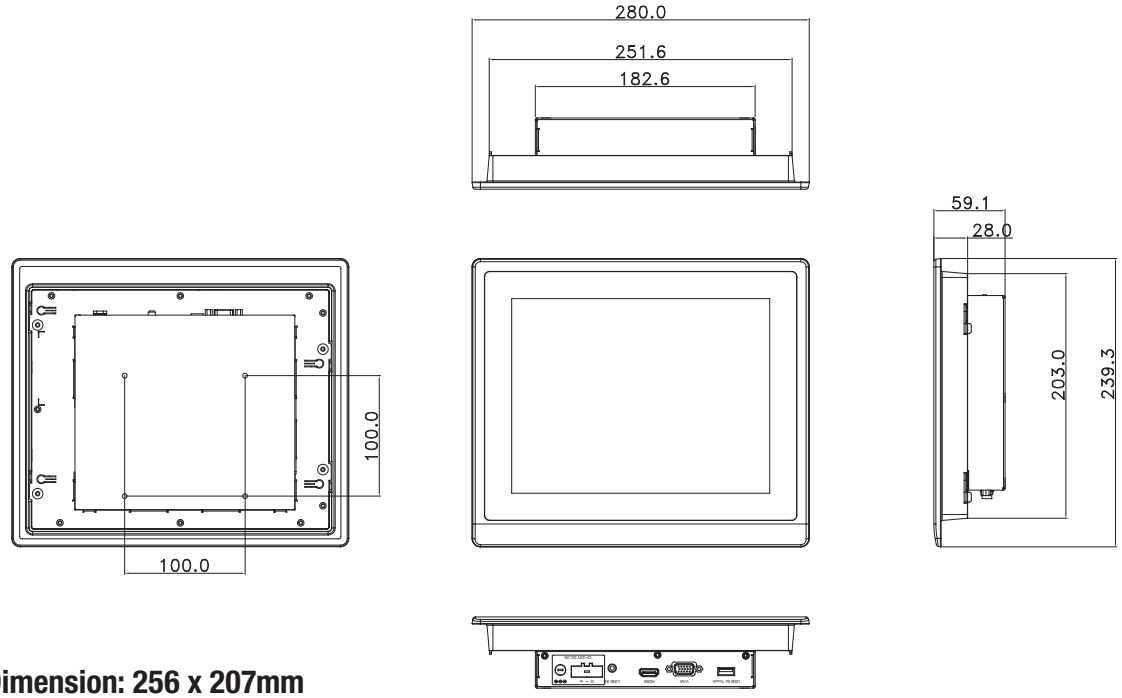

Cutout Dimension: 256 x 207mm

Ordering Information

Part Number	Display Type	Max. Resolution	Luminance	View Angle	Backlight MTBF (Hours)	Display	Mounting	Power	Temp.	Touch	Others
OMNI-310MHTT-A1-1010	10.4" TFT-LCD	800 x 600	230 cd/m²	120(H), 100(V)	50,000	VGA x 1 HDMI x 1	Panel mount VESA 100	DC 12V~30V	14°F ~ 131°F (-10°C ~ 55°C) (with 0.5 m/s airflow)	Flat 5 Wire Resistive	—
OMNI-310MHTT-A2-1010	10.4" TFT-LCD	800 x 600	230 cd/m²	120(H), 100(V)	50,000	VGA x 1 HDMI x 1	Panel mount VESA 100	DC 12V~30V	14°F ~ 131°F (-10°C ~ 55°C) (with 0.5 m/s airflow)	Projected Capacitive	—

Packing List

- **VGA Cable x 1**
- **USB Cable for Touch x 1**
- **Phoenix Power Connector**
- **OMNI-310M**

Optional Accessories

- **125530040F**
  12V 40W FSP040-DHAN3
- **1702031802**
  Power Cord (US Type)
- **1702031803**
  Power Cord (European Type)
- **170203180E**
  Power Cord (Japanese Type)
- **AP-0T9789LA1000**
  LCD Monitor Stand 230mm, LA-100

OMNI-312M

12.1” Touch Display Monitor, DC 12~30V



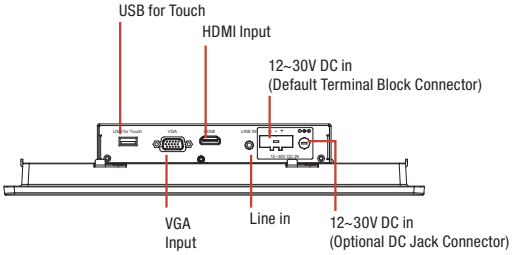

Features

- **12.1” XGA (1024 x 768) TFT LCD Display**
- **Provide Projective Capacitive Touch or Resistive Touch Screen**
- **IP65 Aluminum Front Bezel**
- **DC 12~30V with Over Voltage/Current, Under Voltage Protection**
- **Optional Built-in Speakers**

LED Backlight

Specifications

System	
Input Signal	VGA / HDMI
On Screen Display Control	5 keys OSD keypad (Up, Down, Menu, Auto, Power)
I/O Port	DB-15 VGA x 1 HDMI x 1 USB x 1 (For Enable T/S Function) Line in x 1 (For optional internal Speaker) Power Input x 1(Terminal Block 3pin)
Os Support	Windows® 7 32/64-bit, Windows® 8 32/64-bit, Windows® 10 64-bit, Linux Ubuntu 16.04
Mechanical	
Construction	IP65 aluminum front bezel & SGCC chassis
Mounting	Panel Mount / VESA 100 x 100 / Stand
Dimension	12.9” x 11.3” x 2.2” (328.5mm x 288.1mm x 55.9mm)
Carton Dimension	20.9” x 17.5” x 7.9” (530mm x 445mm x 200mm)
Gross Weight	10.4 lbs (4.7 kg)
Net Weight	7.7 lbs (3.5 kg)
Environmental	
Operating Temperature	14°F ~ 131°F (-10°C ~ 55°C) With 0.5m/s Airflow
Storage Temperature	-4°F ~ 140°F (-20°C ~ 60°C)
Storage Humidity	10%~90% @104°F (40°C); non-condensing
Vibration	1 Grms / 5~500Hz/random Operation
Shock	—
EMC	CE/FCC, Class A
Power Supply	
Dc Input	DC 12~30V Power Input with 3 Pin Terminal Block
LCD	
Display Type	12.1” TFT-LCD
Max. Resolution	1024 x 768
Max. Colors	16.2M
Luminance	500 cd/m^2
Viewing Angle	160° (H), 160° (V)
Back Light	LED
Back Light MTBF (Hours)	50,000
Touchscreen	
Type	Projective Capacitive Multi Touch or 5 Wire Resistive Touch Screen (By Model)
Light Transmission	P-CAP (90% ± 3%), 5-wire Resistive (80% ± 3%)
Life Time	—

Note: All specifications are subject to change without notice.

Dimension

Unit: mm

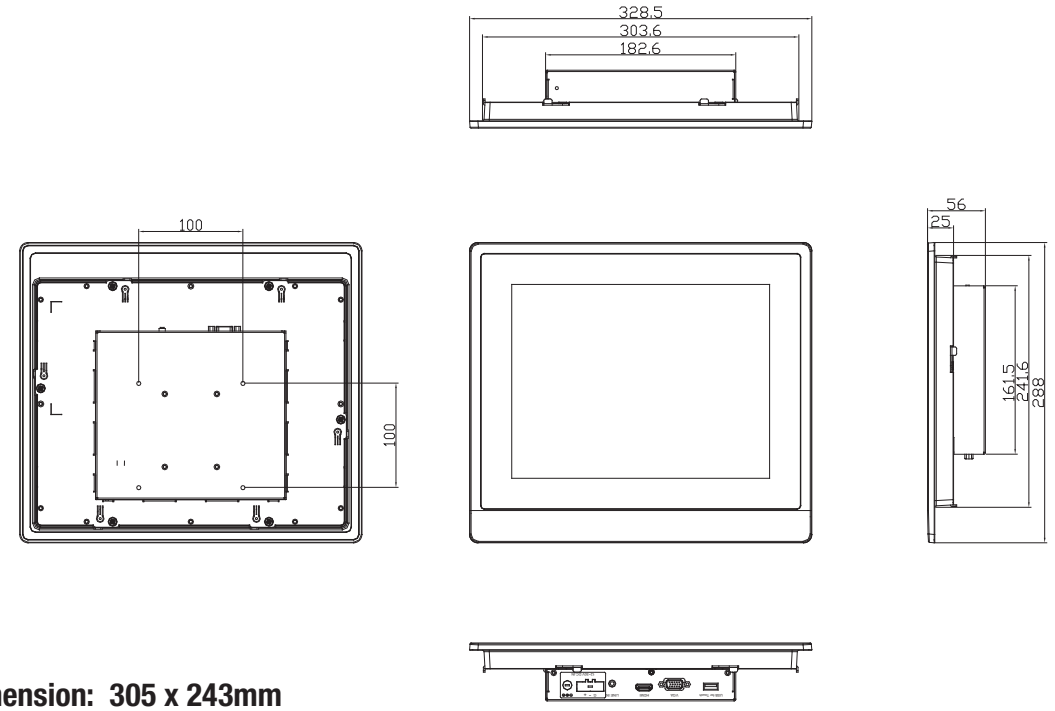

Cutout Dimension: 305 x 243mm

Ordering Information

Part Number	Display Type	Max. Resolution	Luminance	View Angle	Backlight MTBF (Hours)	Display	Mounting	Power	Temp.	Touch	Others
OMNI-312MHTT-A1-1010	12.1" TFT-LCD	1024 x 768	500 cd/m²	160(H), 160(V)	50,000	VGA x 1 HDMI x 1	Panel mount VESA 100	DC 12V~30V	14°F ~ 131°F (-10°C ~ 55°C) (with 0.5 m/s airflow)	Flat 5 Wire Resistive	—
OMNI-312MHTT-A2-1010	12.1" TFT-LCD	1024 x 768	500 cd/m²	160(H), 160(V)	50,000	VGA x 1 HDMI x 1	Panel mount VESA 100	DC 12V~30V	14°F ~ 131°F (-10°C ~ 55°C) (with 0.5 m/s airflow)	Projected Capacitive	—

Packing List

- **VGA Cable x 1**
- **USB Cable for Touch x 1**
- **Phoenix Power Connector**
- **OMNI-312M**

Optional Accessories

- **125530040F**
  12V 40W FSP040-DHAN3
- **1702031802**
  Power Cord (US Type)
- **1702031803**
  Power Cord (European Type)
- **170203180E**
  Power Cord (Japanese Type)
- **AP-0T9789LA1000**
  LCD Monitor Stand 230mm, LA-100

OMNI-315M

15” Touch Display Monitor, DC 12~30V







Features

- **15” XGA (1024 x 768) TFT LCD Display**
- **Provide Projective Capacitive Touch or Resistive Touch Screen**
- **IP65 Aluminum Front Bezel**
- **DC 12~30V with Over Voltage/Current, Under Voltage Protection**
- **Optional Built-in Speakers**

LED Backlight

Specifications

System	
Input Signal	VGA / HDMI
On Screen Display Control	5 keys OSD keypad (Up, Down, Menu, Auto, Power)
I/O Port	DB-15 VGA x 1 HDMI x 1 USB x 1 (For Enable T/S Function) Line in x 1 (For optional internal Speaker) Power Input x 1(Terminal Block 3pin)
Os Support	Windows® 7 32/64-bit, Windows® 8 32/64-bit, Windows® 10 64-bit, Linux Ubuntu 16.04
Mechanical	
Construction	IP65 aluminum front bezel & SGCC chassis
Mounting	Panel Mount / VESA 100 x 100 / Stand
Dimension	14.5” x 12.4” x 2.3” (369mm x 314mm x 58mm)
Carton Dimension	20.1” x 18.1” x 9.8” (510mm x 460mm x 250mm)
Gross Weight	14 lbs (6.35 kg)
Net Weight	11.2 lbs (5.1 kg)
Environmental	
Operating Temperature	14°F ~ 131°F (-10°C ~ 55°C) With 0.5m/s Airflow
Storage Temperature	-4°F ~ 140°F (-20°C ~ 60°C)
Storage Humidity	10%~90% @104°F (40°C); non-condensing
Vibration	1 Grms / 5~500Hz/random Operation
Shock	—
EMC	CE/FCC, Class A
Power Supply	
Dc Input	DC 12~30V Power Input with 3 Pin Terminal Block
LCD	
Display Type	15” TFT-LCD
Max. Resolution	1024 x 768
Max. Colors	16.2M (8bit/color)
Luminance	300 cd/m^2
Viewing Angle	176° (H), 176° (V)
Back Light	LED
Back Light MTBF (Hours)	70,000
Touchscreen	
Type	Projective Capacitive Multi Touch or 5 Wire Resistive Touch Screen (By Model)
Light Transmission	P-CAP (90% ± 3%), 5-wire Resistive (80% ± 3%)
Life Time	—

Note: All specifications are subject to change without notice.

Dimension

Unit: mm

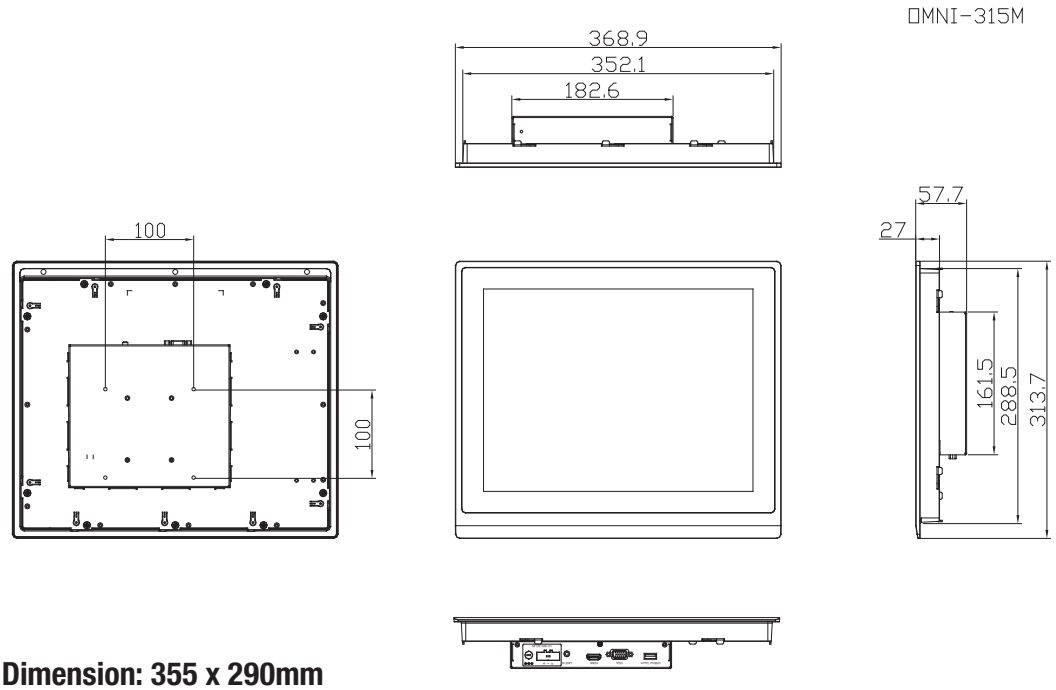

Cutout Dimension: 355 x 290mm

Ordering Information

Part Number	Display Type	Max. Resolution	Luminance	View Angle	Backlight MTBF (Hours)	Display	Mounting	Power	Temp.	Touch	Others
OMNI-315MHTT-A1-1011	15" TFT-LCD	1024 x 768	300 cd/m²	176° (H), 176° (V)	70,000	VGA x 1 HDMI x 1	Panel mount VESA 100	DC 12V~30V	14°F ~ 131°F (-10°C ~ 55°C) (with 0.5 m/s airflow)	Flat 5 Wire Resistive	—
OMNI-315MHTT-A2-1011	15" TFT-LCD	1024 x 768	300 cd/m²	176° (H), 176° (V)	70,000	VGA x 1 HDMI x 1	Panel mount VESA 100	DC 12V~30V	14°F ~ 131°F (-10°C ~ 55°C) (with 0.5 m/s airflow)	Projected Capacitive	—

Packing List

- **VGA Cable x 1**
- **USB Cable for Touch x 1**
- **Phoenix Power Connector**
- **OMNI-315M**

Optional Accessories

- **125530040F**
  12V 40W FSP040-DHAN3
- **1702031802**
  Power Cord (US Type)
- **1702031803**
  Power Cord (European Type)
- **170203180E**
  Power Cord (Japanese Type)
- **AP-0T9789LA1000**
  LCD Monitor Stand 230mm, LA-100

OMNI-317M

17” Touch Display Monitor, DC 12~30V



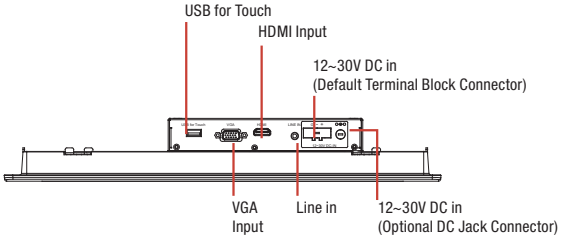

Features

- **17” SXGA (1280 x 1024) TFT LCD Display**
- **Provide Projective Capacitive Touch or Resistive Touch Screen**
- **IP65 Aluminum Front Bezel**
- **DC 12~30V with Over Voltage/Current, Under Voltage Protection**
- **Optional Built-in Speakers**

LED Backlight

Specifications

System	
Input Signal	VGA / HDMI
On Screen Display Control	5 keys OSD keypad (Up, Down, Menu, Auto, Power)
I/O Port	DB-15 VGA x 1 HDMI x 1 USB x 1 (For Enable T/S Function) Line in x 1 (For optional internal Speaker) Power Input x 1(Terminal Block 3pin)
Os Support	Windows® 7 32/64-bit, Windows® 8 32/64-bit, Windows® 10 64-bit, Linux Ubuntu 16.04
Mechanical	
Construction	IP65 aluminum front bezel & SGCC chassis
Mounting	Panel Mount / VESA 100 x 100 / Stand
Dimension	16.1” x 14.6” x 2.3” (410mm x 370mm x 59.1mm)
Carton Dimension	20.6” x 19.3” x 10.3” (522mm x 490mm x 262mm)
Gross Weight	14.8 lbs (6.7 kg)
Net Weight	11.7 lbs (5.3 kg)
Environmental	
Operating Temperature	14°F ~ 131°F (-10°C ~ 55°C) With 0.5m/s Airflow
Storage Temperature	-4°F ~ 140°F (-20°C ~ 60°C)
Storage Humidity	10%~90% @104°F (40°C); non-condensing
Vibration	1 Grms / 5~500Hz/random Operation
Shock	—
EMC	CE/FCC, Class A
Power Supply	
Dc Input	DC 12~30V Power Input with 3 Pin Terminal Block
LCD	
Display Type	17” TFT-LCD
Max. Resolution	1280 x 1024
Max. Colors	16.7M
Luminance	350 cd/m^2
Viewing Angle	160° (H), 140° (V)
Back Light	LED
Back Light MTBF (Hours)	50,000
Touchscreen	
Type	Projective Capacitive Multi Touch or 5 Wire Resistive Touch Screen (By Model)
Light Transmission	P-CAP (90% ± 3%), 5-wire Resistive (80% ± 3%)
Life Time	—

Note: All specifications are subject to change without notice.

Dimension

Unit: mm

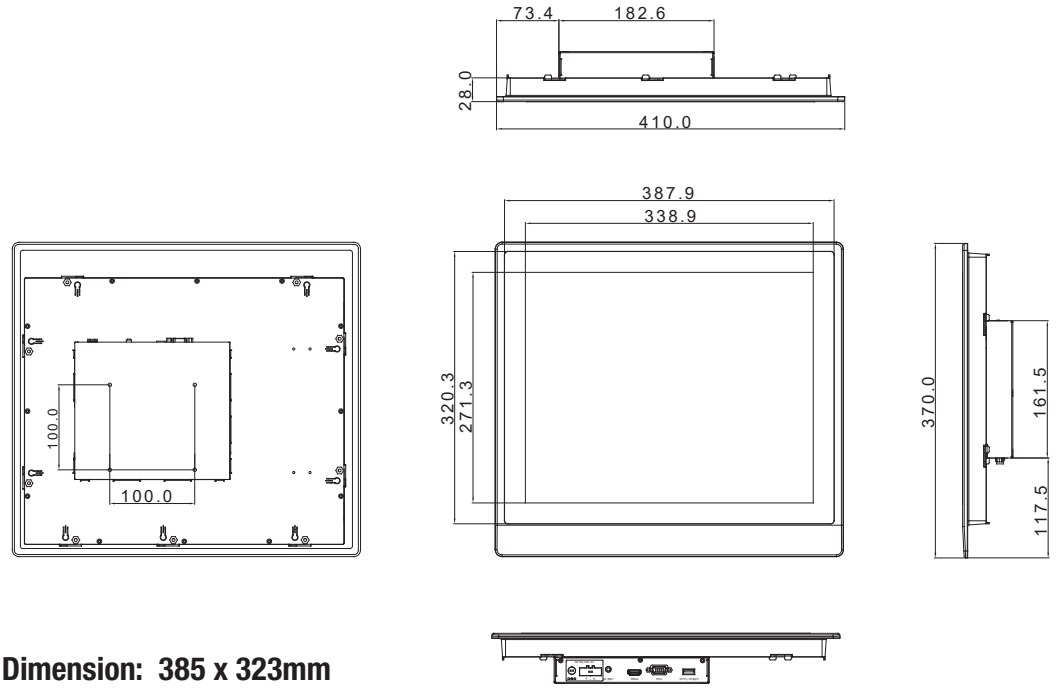

Cutout Dimension: 385 x 323mm

Ordering Information

Part Number	Display Type	Max. Resolution	Luminance	View Angle	Backlight MTBF (Hours)	Display	Mounting	Power	Temp.	Touch	Others
OMNI-317MHTT-A1-1011	17" TFT-LCD	1280 x 1024	350 cd/m²	160°(H), 140°(V)	50,000	VGA x 1 HDMI x 1	Panel mount VESA 100	DC 12V~30V	14°F ~ 131°F (-10°C ~ 55°C) (with 0.5 m/s airflow)	Flat 5 Wire Resistive	—
OMNI-317MHTT-A2-1010	17" TFT-LCD	1280 x 1024	350 cd/m²	160°(H), 140°(V)	50,000	VGA x 1 HDMI x 1	Panel mount VESA 100	DC 12V~30V	14°F ~ 131°F (-10°C ~ 55°C) (with 0.5 m/s airflow)	Projected Capacitive	—

Packing List

- **VGA Cable x 1**
- **USB Cable for Touch x 1**
- **Phoenix Power Connector**
- **OMNI-317M**

Optional Accessories

- **125530040F**
  12V 40W FSP040-DHAN3
- **1702031802**
  Power Cord (US Type)
- **1702031803**
  Power Cord (European Type)
- **170203180E**
  Power Cord (Japanese Type)
- **AP-0T9789LA1000**
  LCD Monitor Stand 230mm, LA-100

OMNI-319M

19” Touch Display Monitor, DC 12~30V

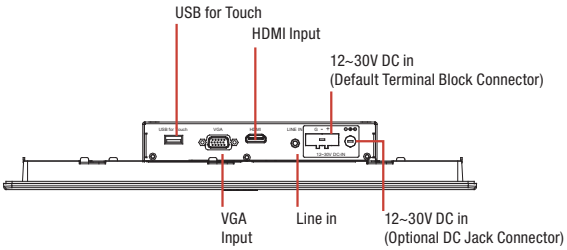

Features

- 19” SXGA (1280 x 1024) TFT LCD Display
- Provide Projective Capacitive Touch or Resistive Touch Screen
- IP65 Aluminum Front Bezel
- DC 12~30V with Over Voltage/Current, Under Voltage Protection
- Optional Built-in Speakers

LED Backlight

Specifications

System	
Input Signal	VGA / HDMI
On Screen Display Control	5 keys OSD keypad (Up, Down, Menu, Auto, Power)
I/O Port	DB-15 VGA x 1 HDMI x 1 USB x 1 (For Enable T/S Function) Line in x 1 (For optional internal Speaker) Power Input x 1(Terminal Block 3pin)
Os Support	Windows® 7 32/64-bit, Windows® 8 32/64-bit, Windows® 10 64-bit, Linux Ubuntu 16.04
Mechanical	
Construction	IP65 aluminum front bezel & SGCC chassis
Mounting	Panel Mount / VESA 100 x 100 / Stand
Dimension	18.1” x 16.1” x 2.3” (460.8mm x 410mm x 59.1mm)
Carton Dimension	26.0” x 19.5” x 8.1 (661mm x 496mm x 206mm)
Gross Weight	18.1 lbs (8.2 kg)
Net Weight	15.2 lbs (6.9 kg)
Environmental	
Operating Temperature	14°F ~ 131°F (-10°C ~ 55°C) With 0.5m/s Airflow
Storage Temperature	-4°F ~ 140°F (-20°C ~ 60°C)
Storage Humidity	10%~90% @104°F (40°C); non-condensing
Vibration	1 Grms / 5~500Hz/random Operation
Shock	—
EMC	CE/FCC, Class A
Power Supply	
Dc Input	DC 12~30V Power Input with 3 Pin Terminal Block
LCD	
Display Type	19” TFT-LCD
Max. Resolution	1280 x 1024
Max. Colors	16.7M
Luminance	350 cd/m^2
Viewing Angle	170° (H), 160° (V)
Back Light	LED
Back Light MTBF (Hours)	50,000
Touchscreen	
Type	Projective Capacitive Multi Touch or 5 Wire Resistive Touch Screen (By Model)
Light Transmission	P-CAP (90% ± 3%), 5-wire Resistive (80% ± 3%)
Life Time	—

Note: All specifications are subject to change without notice.

Dimension

Unit: mm

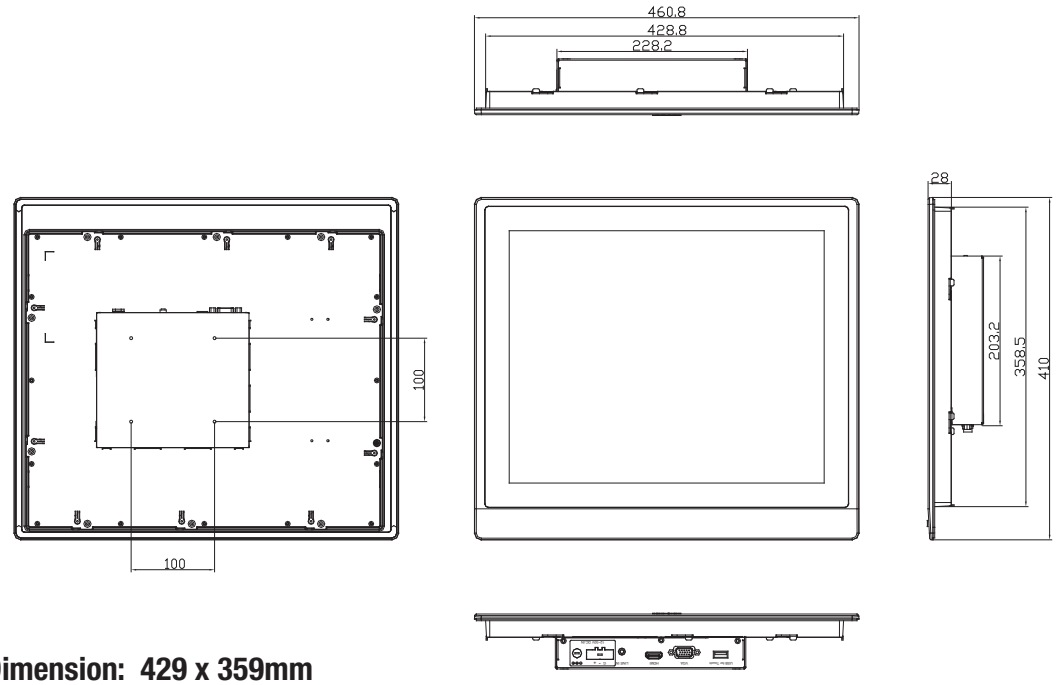

Cutout Dimension: 429 x 359mm

Ordering Information

Part Number	Display Type	Max. Resolution	Luminance	View Angle	Backlight MTBF (Hours)	Display	Mounting	Power	Temp.	Touch	Others
OMNI-319MHTT-A1-1011	19" TFT-LCD	1280 x 1024	350 cd/m²	170(H), 160(V)	50,000	VGA x 1 HDMI x 1	Panel mount VESA 100	DC 12V~30V	14°F ~ 131°F (-10°C ~ 55°C) (with 0.5 m/s airflow)	Flat 5 Wire Resistive	—
OMNI-319MHTT-A2-1010	19" TFT-LCD	1280 x 1024	350 cd/m²	170(H), 160(V)	50,000	VGA x 1 HDMI x 1	Panel mount VESA 100	DC 12V~30V	14°F ~ 131°F (-10°C ~ 55°C) (with 0.5 m/s airflow)	Projected Capacitive	—

Packing List

- **VGA Cable x 1**
- **USB Cable for Touch x 1**
- **Phoenix Power Connector**
- **OMNI-319M**

Optional Accessories

- **125530040F**
  12V 40W FSP040-DHAN3
- **1702031802**
  Power Cord (US Type)
- **1702031803**
  Power Cord (European Type)
- **170203180E**
  Power Cord (Japanese Type)
- **AP-0T9789LA1000**
  LCD Monitor Stand 230mm, LA-100

14

bridge
the gap

UP Systems

14

UP-GWS01

Tiny Gateway System with UP Board

Front View



Rear View

Features

- Intel® Atom™ x5-Z8350 SoC
- Onboard DDR3L Memory
- Onboard eMMC Storage
- Gigabit LAN x 1, USB 2.0 x 4, USB 3.0 x 1, HDMI x 1
- Optimized Fanless Cooling Design
- Wi-Fi (Optional)
- BT 4.0 (Optional)

Specifications

System	
CPU	Intel® Atom™ x5-Z8350 Processor (2M Cache, 1.44 GHz up to 1.92 GHz) CPU with 64 bit architecture; Quad Core
Memory	Onboard DDR3L memory
Graphics	Intel® HD 400 Graphics ,12 EU GEN 8, up to 500MHz Support DX*11.1/12, Open GL*4.2, Open CL*1.2 OGL ES3.0, H.264, HEVC (decode), VP8
Storage	Onboard eMMC
Ethernet	Gb LAN x 1
WIFI/BT	Optional
Audio	HDMI x 1
USB	USB2.0 x 4, USB3.0 OTG x 1
Expansion Slot	—
I/O Placements	
Power	DC-in Jack x 1
USB	USB2.0 x 4, USB3.0 OTG x 1
Display Port	HDMI x 1
Ethernet	Gb LAN x 1
COM	—
Environment	
Power	5V/4A DC Only
Form Factor	3.74" x 3.58" x 1.46" (95mm x 91mm x 37mm)
Gross Weight	—
Operating Temperature	32°F ~ 104°F (0°C ~ 40°C)
Operating Humidity	0% ~ 90% relative humidity non-condensing
Certification	CE/FCC Class A
OS Support	Windows® 10, Linux, Windows® 10 IoT core

Note: All specifications are subject to change without notice.

Dimension

Unit: mm

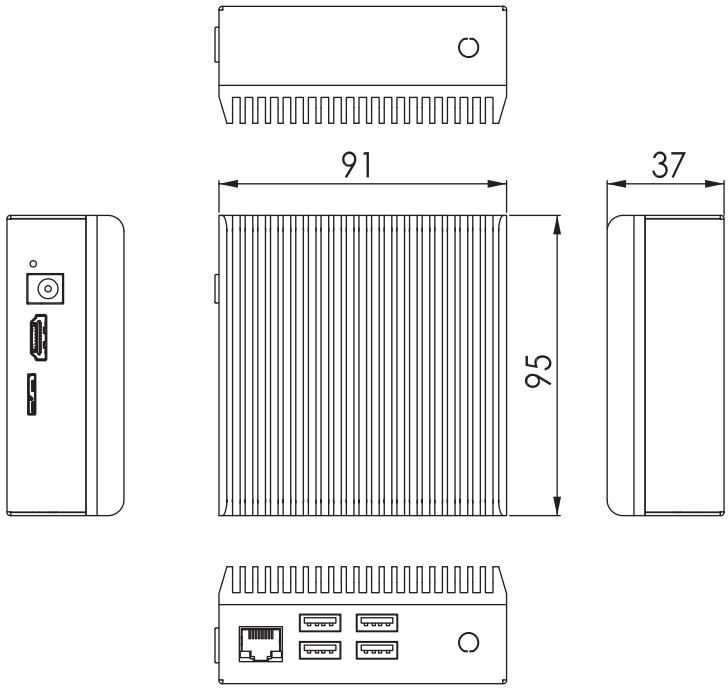

Ordering Information

Product SKU	Description
UP-GWS01-A20-0216-A11	UP-GWS01.Intel CPU x5-z8350.2G memory.16G eMMC.w/o VESA.A1.1
UP-GWS01-A20-0232-A11	UP-GWS01.Intel CPU x5-z8350.2G memory.32G eMMC.w/o VESA.A1.1
UP-GWS01-A20-0432-A11	UP-GWS01.Intel CPU x5-z8350.4G memory.32G eMMC.w/o VESA.A1.1
UP-GWS01-A20-0464-A11	UP-GWS01.Intel CPU x5-z8350.4G memory.64G eMMC.w/o VESA.A1.1
UP-GWS01-A20-1432-A11	UP-GWS01.Intel CPU x5-z8350.4G memory.32G eMMC.w VESA.A1.1

Packing List

- **UP-GWS01**

Optional Accessories

- **UP-WIFIKIT-A20-4001**
  WiFi module KIT, IEEE 802.11 a/b/g/n, 2.4GHz and 5GHz, w/ Cable and Antenna
- **UP-WIFIKIT-A20-7001**
  WiFi module KIT, IEEE 802.11 b/g/n, 2.4GHz, w/ Cable and Antenna
- **UP-BTKIT-A20-0001**
  Bluetooth module, 2.4GHz, w/ Cable and Antenna
- **1255300203**
  5V/4A Power Adapter
- **1709100802**
  USB 3.0 OTG cable, Micro B to Micro B

UPS-GWS01

Tiny Gateway System with UP Squared

Front View



Rear View



Features

- **Intel® Pentium® N4200/ Celeron® N3350 Processor SoC/Atom® E3950**
- **Onboard LPDDR4 Memory, eMMC Storage**
- **Gigabit LAN x 2**
- **HDMI x 1, DP x 1**
- **USB 3.0 x 3, USB 3.0 OTG x 1**
- **3G/ WiFi/ BT(Optional)**

Specifications

System	
CPU	Intel® Pentium® N4200/ Celeron® N3350 Processor SoC/Atom® E3950
Memory	Onboard Single/ Dual Channel LPDDR4 memory, Max. 8GB
Graphics	Intel® Graphics, GEN 9
Storage	eMMC ver 5.0 x 1, Max. 128G
Ethernet	Realtek® 8111G x 2
WIFI/BT	—
Audio	HDMI x 1, DP x 1
USB	USB3.0 x 3
Expansion Slot	Minicard (MINI card with SIM) socket x 1
I/O Placements	
Power	DC-in Jack x 1, Power Button x 1
USB	USB3.0 x 2, USB3.0 OTG x 1/ USB3.0 x 1
Display Port	HDMI x 1, DP x 1
Ethernet	Realtek® 8111G x 2
COM	—
Environment	
Power	5V DC Only
Form Factor	3.74" x 3.74" x 1.97" (95mm x 95mm x 50mm)
Gross Weight	—
Operating Temperature	32°F ~ 113°F (0°C ~ 45°C)
Operating Humidity	0% ~ 90% relative humidity non-condensing
Certification	CE, FCC Class A, UL
OS Support	Windows® 10, Linux, Android 7.0, Windows® 10 IoT core

Note: All specifications are subject to change without notice.

Dimension

Unit: mm

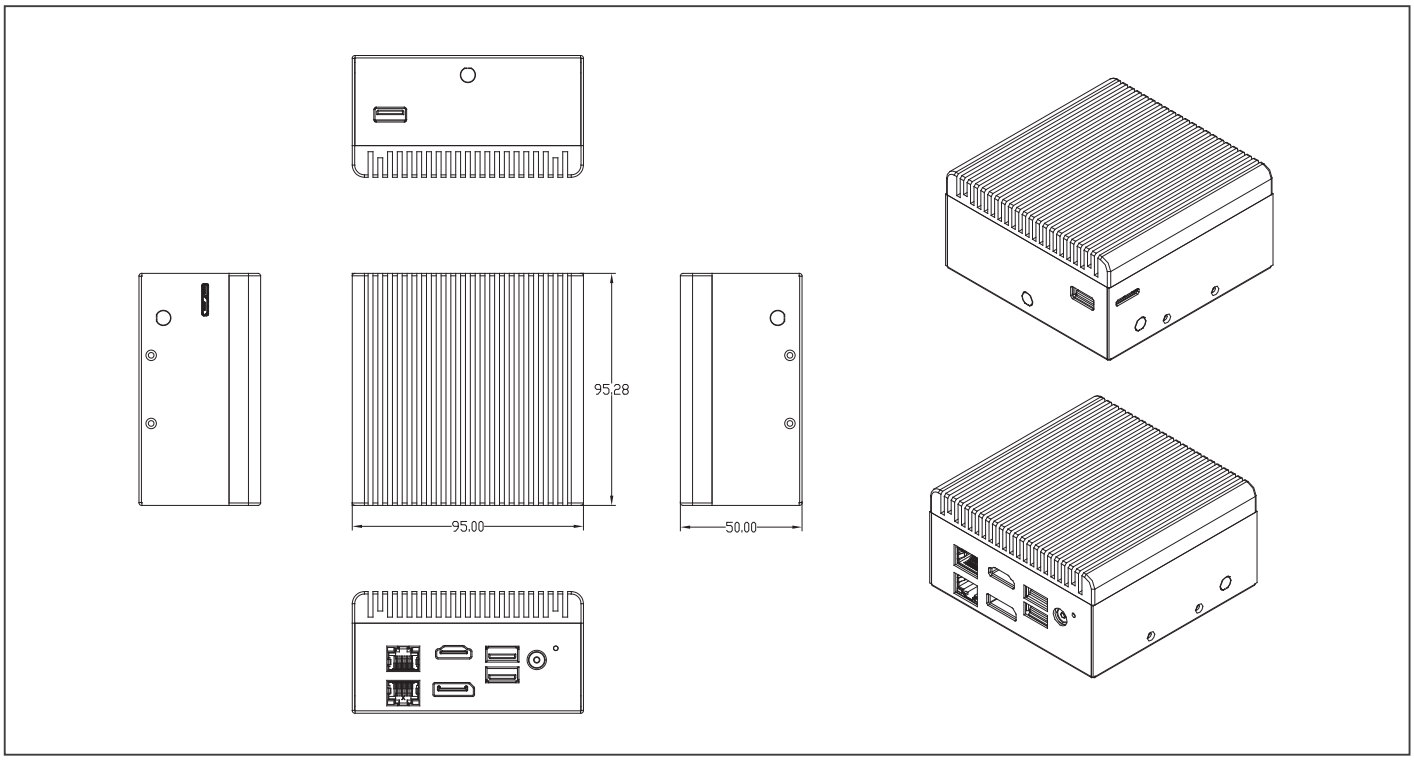

Ordering Information

Product SKU	Description
UPS-GWS01C2F-A20-0232	UPS-GWS01, CPU N3350(F1), w/2G memory, 32G eMMC board w/o VESA plate
UPS-GWS01C2F-A20-1232	UPS-GWS01, CPU N3350(F1), w/2G memory, 32G eMMC board w/ VESA plate
UPS-GWS01C2F-A20-0432	UPS-GWS01, CPU N3350(F1), w/4G memory, 32G eMMC board w/o VESA plate
UPS-GWS01C2F-A20-1432	UPS-GWS01, CPU N3350(F1), w/4G memory, 32G eMMC board w/ VESA plate
UPS-GWS01P4F-A20-0432	UPS-GWS01, CPU N4200(F1), w/4G memory, 32G eMMC board w/o VESA plate
UPS-GWS01P4F-A20-1432	UPS-GWS01, CPU N4200(F1), w/4G memory, 32G eMMC board w/ VESA plate
UPS-GWS01P4F-A20-0864	UPS-GWS01, CPU N4200(F1), w/8G memory, 64G eMMC board w/o VESA plate
UPS-GWS01P4F-A20-1864	UPS-GWS01, CPU N4200(F1), w/8G memory, 64G eMMC board w/ VESA plate
UPS-GWS01X7F-A20-0432	UPS-GWS01, CPU E3950(F1), w/4G memory, 32G eMMC board w/o VESA plate
UPS-GWS01X7F-A20-0864	UPS-GWS01, CPU E3950(F1), w/8G memory, 64G eMMC board w/o VESA plate
UPS-GWS01X7F-0464-AI	UPS-GWS01.CPU E3950(F1).4GB memory.64GB eMMC.AI core X w/o OS

Packing List

- **UPS-GWS01**

Optional Accessories

- **1702020910**
  Power cord for EU
- **1702020911**
  Power cord for US
- **1255300362**
  30W.5VDC/6A power adapter
- **PER-TAICX-A10-003**
  AI Core X mPCIe card with single Myriad X .w/o heat sink

UPX-Edge

UP Xtreme Edge Computing System

Front View



Rear View



Features

- Intel® WHL-U Core™ i7/i5/i3/Celeron Processor SoC
- Onboard DDR4 memory, Max 16GB
- eMMC 64GB
- HDMI 2.0 x 1 (Support 4K at 60 Hz)
- COM ports (RS-232/422/485) x 2
- 16pin GPIO connectors (1 x GPIO for STM32, 1 x GPIO for 40pin HAT)
- Audio Jack x 1 (line out + Mic)
- 12-60V DC-in
- Fanless Chassis design

HDMI DDR 4 USB 3.2 Gen 2 PCI Express Audio

Specifications

System	
CPU	8th generation Intel® Core™ i7/i5/i3/Celeron Processor SoC
Memory	Onboard DDR4 memory, Max 16GB Single Channel: 4GB Dual Channel: 8GB, 16GB
Graphics	Intel® Graphics, GEN 9
Storage	eMMC 64GB
Ethernet	i7/i5 SKU LAN (i210 AT) x 1, LAN (i219 LM) x 1 i3/Celeron® LAN (i210 AT) x 1, LAN (i219 V) x 1
WIFI/BT	Optional
Audio	Line out + MIC x 1
USB	USB 3.2 Gen 2 x 4
Expansion Slot	M.2 2230 E Key x 1 M.2 2280 M Key x 1 mPCIe slot x 1 100pin connector x 1 40 pin HAT x 1 SATA3 connector x 1 (support 2.5" HDD/SSD expansion)
I/O Placements	
Power	DC-in Jack x 1, Power Button x 1
USB	USB 3.2 Gen 2 STACK Connector for 2 ports (Front) x 1 USB 3.2 Gen 2 STACK Connector for 2 ports (Rear) x 1
Display Port	HDMI 2.0 x 1 (Support 4K at 60 Hz), DP 1.2 x 1, 16pin GPIO connectors (1 x GPIO for SMT32, 1 x GPIO for 40pin HAT)
Ethernet	RJ45 connector x 2
COM	RS-232/422/485 x 2
Environment	
Power	12V - 60VDC
Form Factor	7.48" x 5.12" x 3.1" (190mm x 130mm x 78.6mm)
Gross Weight	6.61lbs (3kg)
Operating Temperature	eMMC: 32°F ~ 140°F (0°C ~ 60°C) SATA: -4°F ~ 158°F (-20°C ~ 70°C) With AI module: 32°F ~ 140°F (0°C ~ 60°C)
Operating Humidity	0% ~ 90% relative humidity non-condensing
Certification	CE/FCC Class A, RoHS Compliant, REACH
OS Support	Win 10, Linux Ubuntu 18.04 with Kernel 5.0, Linux Yocto 2.7 with Kernel 4.19

Note: All specifications are subject to change without notice.

Dimension

Unit: mm

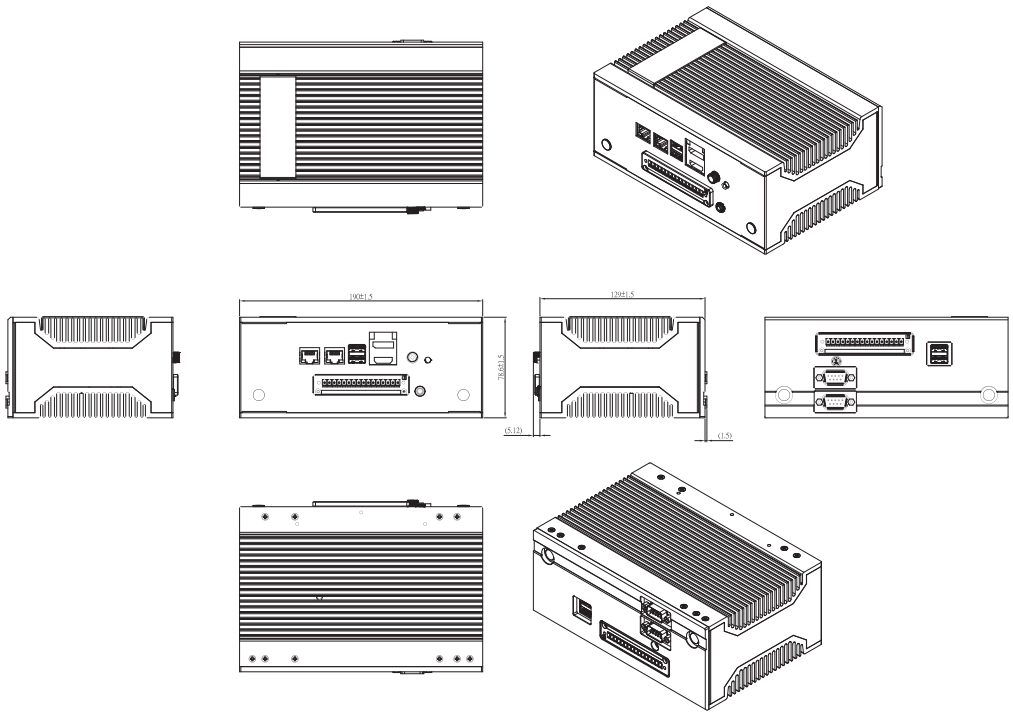

Ordering Information

Part number	CPU	RAM	Storage	LAN	USB	RS-232/422/485	Power	Operation Temp.	Others
UPX-EDGEI7-A10-1664-F01	Core™ I7-8665UE	16GB	64GB	GbE x 2	USB 3.2 Gen 2 x 4	2	12-60V	eMMC: 32°F ~ 140°F (0°C ~ 60°C) SATA: -4°F ~ 158°F (-20°C ~ 70°C) With AI module: 32°F ~ 140°F (0°C ~ 60°C)	—
UPX-EDGEI5-A10-0864-F01	Core™ I5-8365UE	8GB	64GB	GbE x 2	USB 3.2 Gen 2 x 4	2	12-60V		—
UPX-EDGEI3-A10-0864-F01	Core™ I3-8145UE	8GB	64GB	GbE x 2	USB 3.2 Gen 2 x 4	2	12-60V		—
UPX-EDGECR-A10-0464-F01	Celeron® 4305UE	4GB	64GB	GbE x 2	USB 3.2 Gen 2 x 4	2	12-60V		—
UPX-EDGEI7C1-A10-1664-F01	Core™ I7-8565U	16GB	64GB	GbE x 2	USB 3.2 Gen 2 x 4	2	12-60V		—
UPX-EDGEI7-A10-1664-FX1	Core™ i7-8665UE	16GB	64GB	GbE x 2	USB 3.2 Gen 2 x 4	2	12-60V		With foundation kit image preload, AI Core X 2280
UPX-EDGEI5-A10-0864-FX1	Core™ i5-8365UE	8GB	64GB	GbE x 2	USB 3.2 Gen 2 x 4	2	12-60V		With foundation kit image preload, AI Core X 2280
UPX-EDGEI3-A10-0864-FX1	Core™ i3-8145UE	8GB	64GB	GbE x 2	USB 3.2 Gen 2 x 4	2	12-60V		With foundation kit image preload, AI Core X 2280
UPX-EDGECR-A10-0464-FX1	Celeron® 4305UE	4GB	64GB	GbE x 2	USB 3.2 Gen 2 x 4	2	12-60V		With foundation kit image preload, AI Core X 2280

Packing List

- **VESA Kit**
- **DIN-RAIL Kit**
- **SATA cable**
- **Screw packs**
- **UPX-EDGE**

Optional Accessories

- **125530065A**
  19Vdc/3.42A.65W power adapter
- **1702031830**
  Power cord for USA
- **9741364A00**
  Wireless LAN Kit M.2 2230 802.11ac/a/b/g/n + BT4.0,2T2R,with 2 sets of cable & antenna (Enli,QCNFA364A)
- **PER-TAIX2-A20-2280**
  AI Core XM 2280.N/A.M.2 2280 B+M key card. with Dual Myriad X
- **9741159H00**
  (TF)Wireless LAN kit.IEEE 802.11.b/g/n.w/ BT 4.0/3.0.(AzureWave.AW-NB159H).w/ cable.&antenna (mini card)
- **9741EC25E0**
  (TF)PCIe mimi card.4G LTE.module kit .for Europe.W/Cable & antenna.Quectel EC25-E

UP Xtreme i11 EDGE

UPX-EDGE i11 system is powered by 11th Generation Intel® Core™ i7/i5/i3/Celeron® Processor SoC (formerly Tiger Lake UP3)

Front View



Rear View



Features

- **11th generation Intel® Core™ i7/i5/i3/Celeron® Processor SoC (formerly Tiger Lake UP3)**
- **DDR4 SO-DIMM Slot x 2 (up to 64GB)**
- **16pin GPIO connector x 1**
- **SATA storage**
- **Support 5G via M.2 3052**
- **Support AI Accelerator via M.2 2280**
- **Support WiFi 6**
- **Support USB 4.0**
- **Support LAN up to 2.5Gbps**

HDMI DDR 4 USB 3.2 Gen 2 PCI Express Audio

Specifications

System	
CPU	11th Gen Intel® Core™ Processor SoC Core i7-1185G7E Core i7-1185GRE Core i5-1145G7E Core i5-1145GRE Core i3-1115GRE Celeron® 6305E
Memory	DDR4 SO-DIMM Slot x 2 (up to 64GB 3200Mhz)
Graphics	Intel® Iris® Xe graphics
Storage	SATA CONN x 1 with POWER CONN M.2 2280 M Key NVMe(PCIe [x2])
Ethernet	Intel® i225IT x 1, Intel® i219 (vPRO) x 1
WIFI/BT	Optional
Audio	Realtek ALC888s x 1 (Mic /Line out)
USB	USB 3.2 Gen2 x 3 USB 2.0 x 1 (Type A) USB 4.0 via USB type C
Expansion Slot	M.2 2230 E-Key x 1 M.2 2280 M-Key x 1 M.2 3052 B-Key x 1 with SIM SATA3.0 with power connector x 1 PCIe x 4 slot (Optional)
I/O Placements	
Power	12V DC-in (Lockable plug)/ Phoenix connector
USB	USB3.2 Gen2 x 3 USB2.0 x 1 (Type A) USB4.0 via USB type C
Display Port	HDM 2.0 x 1 /DP 1.4 x 1 eDP x 1, 4K at 60hz panel
Ethernet	Intel® i225IT x 1, Intel® i219 (vPRO) x 1
COM	RS232/422/485 x 2
Environment	
Power	12V (AT & ATX)
Form Factor	124mm x 152mm x 66.5mm
Gross Weight	GW: 2.3kg
Operating Temperature	32°F ~ 140°F (0°C ~ 60°C)
Operating Humidity	0% ~ 90% relative humidity, non-condensing
Certification	CE,FCC Class A
OS Support	Windows 10 /IOT, Yocto 3.1, Ubuntu 20.04.02

Note: All specifications are subject to change without notice.

Dimension

Unit: mm

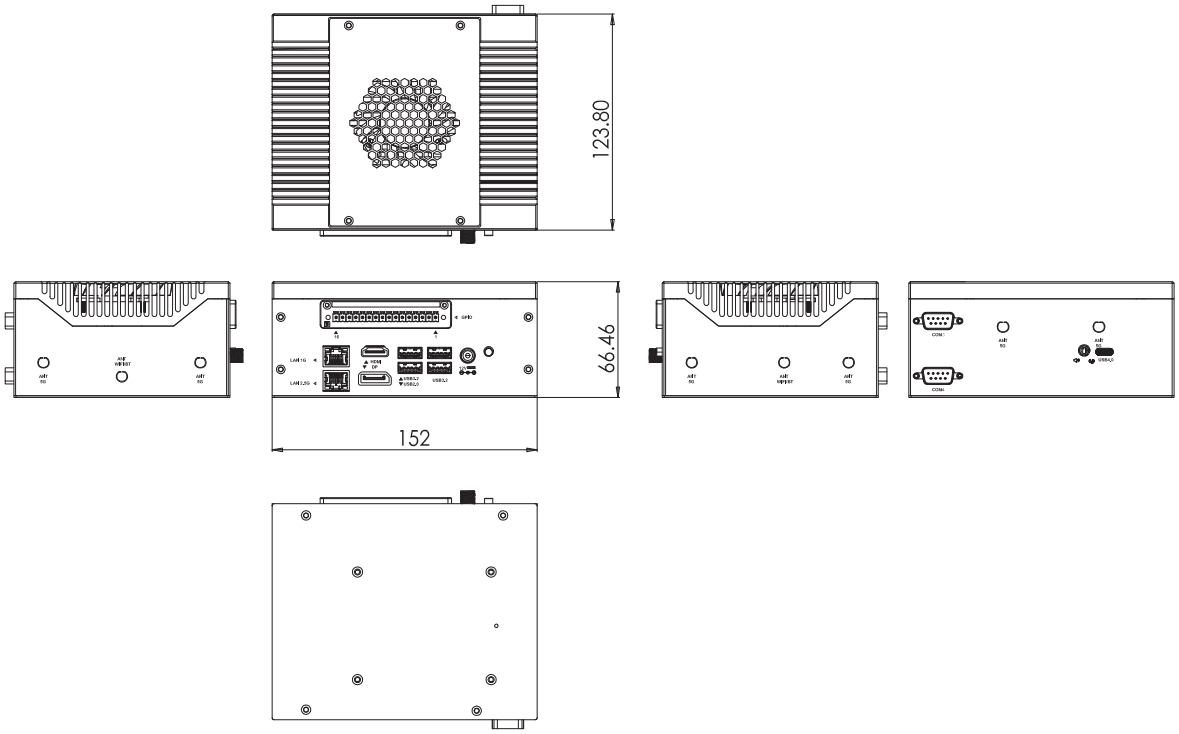

Ordering Information

Part Number	CPU	Core	LAN	Memory	USB	COM Ports	Expansion Slot	GPIO	Display	Power	Operation Temp
UPX-EDGE-TGLI7-A10-0000	Intel Core i7-1185GRE	4	GbE x 2 (Intel i225 IT up to 2.5Gbps, Intel i219 up to 1Gbps)	SO-DIMM (Up to 3200Mhz, 64GB)	USB 3.2 Gen 2 x 3 USB 2.0 x 1 USB4.0 x 1	2	M.2 2280 M key x 1,M.2 2230 E key x 1, M.2 3052 B key x 1SATA 3 x 1, PCIe 4.0 x 1(Optional)	16pin x 1	HDMI, DP, eDP, DP via USB type C	12V	32°F ~140°F (0°C ~ 60°C)
UPX-EDGE-TGLI5-A10-0000	Intel Core i5-1145GRE	4	GbE x 2 (Intel i225 IT up to 2.5Gbps, Intel i219 up to 1Gbps)	SO-DIMM (Up to 3200Mhz, 64GB)	USB 3.2 Gen 2 x 3 USB 2.0 x 1 USB4.0 x 1	2	M.2 2280 M key x 1,M.2 2230 E key x 1, M.2 3052 B key x 1SATA 3 x 1, PCIe 4.0 x 1(Optional)	16pin x 1	HDMI, DP, eDP, DP via USB type C	12V	32°F ~140°F (0°C ~ 60°C)
UPX-EDGE-TGLI3-A10-0000	Intel Core i3-1115GRE	2	GbE x 2 (Intel i225 IT up to 2.5Gbps, Intel i219 up to 1Gbps)	SO-DIMM (Up to 3200Mhz, 64GB)	USB 3.2 Gen 2 x 3 USB 2.0 x 1 USB4.0 x 1	2	M.2 2280 M key x 1,M.2 2230 E key x 1, M.2 3052 B key x 1SATA 3 x 1, PCIe 4.0 x 1(Optional)	16pin x 1	HDMI, DP, eDP, DP via USB type C	12V	32°F ~140°F (0°C ~ 60°C)
UPX-EDGE-TGLCR-A10-0000	Intel Celeron® 6305E	2	GbE x 2 (Intel i225 IT up to 2.5Gbps, Intel i219 up to 1Gbps)	SO-DIMM (Up to 3200Mhz, 64GB)	USB 3.2 Gen 2 x 3 USB 2.0 x 1 USB4.0 x 1	2	M.2 2280 M key x 1,M.2 2230 E key x 1, M.2 3052 B key x 1SATA 3 x 1, PCIe 4.0 x 1(Optional)	16pin x 1	HDMI, DP, eDP, DP via USB type C	12V	32°F ~140°F (0°C ~ 60°C)
UPX-EDGE-TGLI7G7E-A10-0000	Intel Core I7-1185G7E	4	GbE x 2 (Intel i225 IT up to 2.5Gbps, Intel i219 up to 1Gbps)	SO-DIMM (Up to 3200Mhz, 64GB)	USB 3.2 Gen 2 x 3 USB 2.0 x 1 USB4.0 x 1	2	M.2 2280 M key x 1,M.2 2230 E key x 1, M.2 3052 B key x 1SATA 3 x 1, PCIe 4.0 x 1(Optional)	16pin x 1	HDMI, DP, eDP, DP via USB type C	12V	32°F ~140°F (0°C ~ 60°C)
UPX-EDGE-TGLI5G7E-A10-0000	Intel Core I5-1145 G7E	4	GbE x 2 (Intel i225 IT up to 2.5Gbps, Intel i219 up to 1Gbps)	SO-DIMM (Up to 3200Mhz, 64GB)	USB 3.2 Gen 2 x 3 USB 2.0 x 1 USB4.0 x 1	2	M.2 2280 M key x 1,M.2 2230 E key x 1, M.2 3052 B key x 1SATA 3 x 1, PCIe 4.0 x 1(Optional)	16pin x 1	HDMI, DP, eDP, DP via USB type C	12V	32°F ~140°F (0°C ~ 60°C)

Packing List

- SATA cable
- SATA power cable
- UP Xtreme i11 EDGE

Optional Accessories

- **1255X00032**
  (TF)AC/DC Adapter.Input AC.100~240V.Output DC.12V.MAX 72W.6.0A.180D.W/LOCK.EDAC. EA10681U(120)
  (Remark)
- **1255300960**
  (TF)Power Adapter.100-240VAC~50/60Hz.12V/8A.96W.DC jack W/lock.FSP. FSP096-AHAN3/9NA0961403
  (Use this adapter if select AI Core XM)
- **1702031802**
  (TF)POWER CORD.3P-125V 10A 180D.1.8M.USA. FANJET.YP12/YC-12
- **1702031803**
  (TF)POWER CORD.3P-250V 10A 180D.1.8M.VDE. FAN-JET.YP-22/YC-12
- **170203180E**
  (TF)Power cord.3P.125V/7A.1.8M.PSE YP12/YC12 Certificate
- **9741364A00**
  Wireless LAN Kit M.2 2230 802.11ac/a/b/g/n + BT4.0,2T2R,with 2 sets of cable & antenna (Enli,QCNFA364A)
- **9651926001**
  (TF).M.2 2230 WiFi Kit.802.11ac.2.4G/5G,W/BT Intel.9260.NGWG.NV,958867 w/2 cable & antenna

UPN-Edge Pro

UP Squared Pro EDGE System with Intel® Pentium® N4200/ Celeron® N3350/ Atom™ E3950 Processor SoC

Front View

Rear View

Features

- **Intel® Pentium® N4200/ Celeron® N3350/ Atom™ E3950 Processor SoC**
- **Onboard LPDDR4 Memory up to 8GB**
- **Onboard eMMC Storage up to 64GB**
- **Gigabit LAN x 2, USB 3.2 Gen 1 (Type A) x 3**
- **12-24 VDC-in, 5A**
- **16pin GPIO connector for 40 pin HAT**
- **Audio Jack x 1 (line out + Mic)**
- **SATA3 x 1**

HDMI DDR 4 USB 3.2 Gen 1 Audio

Specifications

System	
CPU	Intel® Apollo Lake N4200/N3350/E3950 Processor SoC
Memory	onboard DDR4, Max 8GB Single Channel:2GB Dual Channel:4GB,8GB
Graphics	Intel® Graphic ,Gen 9
Storage	Emmc 32G/64G
Ethernet	Intel i210 x2
WIFI/BT	Optional
Audio	Line out+mic in x1
USB	USB 3.2 Gen 1 OTG x 1 USB 3.2 Gen 1 (Type A) x 3
Expansion Slot	40 pin GPIO x 1 M.2 2230 E-key x 1 M.2 2280 M-key x 1 M.2 3052/3042 B-key x 1 (support with SIM) SATA3 connector x 1 (support 2.5" HDD/SSD expansion)
I/O Placements	
Power	DC-in Jack x 1, Power Button x 1
USB	USB3.2 Gen1 OTG x 1 USB3.2 Gen1 (Type A) x 3
Display Port	HDMIx1, DP x1
Ethernet	Gb Ethernet (full speed) RJ-45 x 2 (Intel i210)
COM	RS422/RS232/RS485 x 2
Environment	
Power	12-24VDC
Form Factor	4.61" x4.19" x3.5" (117mm x 106.5mm x 88.8mm)
Gross Weight	2.17 lb (982.5g)
Operating Temperature	32°F ~ 140°F (0°C ~ 55°C) with air flow 0.5m/s
Operating Humidity	0% ~ 90% relative humidity, non-condensing
Certification	CE/FCC Class A, RoHS Compliant , REACH
OS Support	Microsoft Windows 10 (full), Windows IOT Core Linux: Ubuntu 18.04.5 & Ubuntu 20.04.1 Yocto 3.1

Note: All specifications are subject to change without notice.

Dimension

Unit: mm

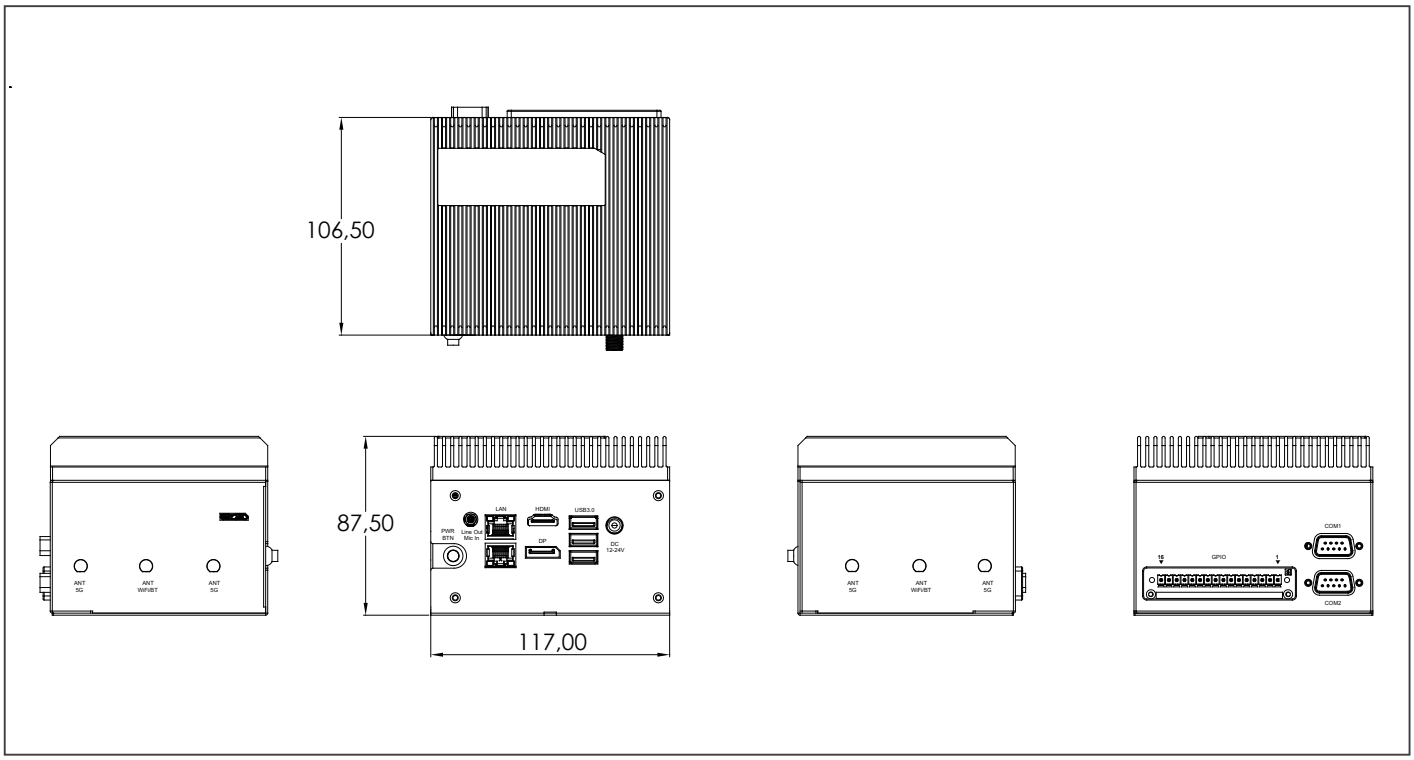

Ordering Information

Product SKU	Description
UPN-EDGE-APLC2F-A10-0232	UPN-EDGE-APL01.CPU N3350(F1).Memory 2GB.eMMC 32GB.REV.A1.0
UPN-EDGE-APLC2F-A10-0432	UPN-EDGE-APL01.CPU N3350(F1).Memory 4GB.eMMC 32GB.REV.A1.0
UPN-EDGE-APLP4F-A10-0432	UPN-EDGE-APL01.CPU N4200(F1).Memory 4GB.eMMC 32GB.REV.A1.0
UPN-EDGE-APLP4F-A10-0864	UPN-EDGE-APL01.CPU N4200(F1).Memory 8GB.eMMC 64GB.REV.A1.0
UPN-EDGE-APLX7F-A10-0464	UPN-EDGE-APL01.CPU E3950(F1).Memory 4GB.eMMC 64GB.REV.A1.0

Packing List

- **UPN-EDGE PRO**

Optional Accessories

- **1255X00032**
  12VDC/6A Adapter
- **1702031803**
  Power cord for EU
- **1702031802**
  Power cord for US
- **9651926001**
  M.2 2230 WiFi Kit.802.11ac.2.4G/5G,W/BT w/2 cable & antenna
- **9741364A00**
  Wireless LAN Kit M.2 2230 802.11ac/a/b/g/n + BT4.0,2T2R,with 2 sets of cable & antenna

UP Squared 6000 Edge PRELIMINARY

UP Squared 6000 System with Intel® Atom® x6000E Pentium® Celeron® Processor SoC

Front View

Rear View

Features

- Intel® Atom® x6000E Pentium® Celeron® Processor SoC
- Onboard LPDDR4 Memory up to 8GB
- Onboard eMMC Storage up to 64GB
- GbE x 1, 2.5GbE x 1 (Intel® i210, i225)
- USB 3.2 x 3 (Type A x 2, Type C x 1)
- 40 pin GPIO x 1
- DP 1.2 / HDMI 2.0b
- COM x 1
- M.2 2230 E-Key / M.2 2280 M-Key / M.2 3052 B-Key x 1
- SATA3 x 1
- TPM 2.0
- 12V DC-in, 6A

HDMI DDR 4 USB 3.2 Gen 2 Audio

Specifications

System	
CPU	Intel® Atom® X6413E / X6425RE, Celeron® N6210 (no PSE), Pentium® J6426 Processor SoC
Memory	Onboard DDR4, Max 8GB Single Channel: 2 GB Dual Channel: 4 GB, 8 GB
Graphics	Intel® UHD Graphics
Storage	Onboard eMMC 32G/64G Optional with M.2 2280 M-key x 1, SATA3 x 1
Ethernet	GbE x 1, 2.5GbE x 1 Atom: Intel® i210-IT, i225-IT PC Client: Intel® i211-AT, i225-V
WIFI/BT	Optional with M.2 2230 E-key x 1
Audio	Line out x 1 Mic in x 1
USB	USB 3.2 Gen 2 Type A x 2 USB 3.2 Gen 2 Type C (support OTG) x 1 (Limited to Atom series)
Expansion Slot	40 pin GPIO x 1 M.2 2230 E-key x 1 M.2 2280 PCIe Gen3.0x2 M-key x 1 SATA3 x 1 M.2 3052 B-key x 1 Micro SIM slot x 1 TPM 2.0 (Limited to Atom series)
I/O Placements	
Power	DC-in Jack x 1, Power Button x 1
USB	USB 3.2 Gen 2 Type A x 2 USB 3.2 Gen 2 Type C (support OTG) x 1 (Limited to Atom series)
Display Port	HDMI 2.0b x 1 DP 1.2 x 1
Ethernet	RJ45 x 2
COM	RS232/RS422 x 1 (Limited to Atom series)
Environment	
Power	12V DC-in (Lockable plug)
Form Factor	4.6” x 4.2” x 2.8” (11.7 x 10.6 x 7 cm)
Gross Weight	TBD
Operating Temperature	With Heatsink: 32°F ~ 140°F (0°C ~ 60°) with air flow 0.5m/s
Operating Humidity	0% ~ 90% relative humidity, non-condensing
Certification	CE/FCC Class A, RoHS Compliant, REACH
OS Support	Microsoft Windows 10 (full), Windows IOT Core Linux: Ubuntu 20.04 LTS, Yocto 3.1

Note: All specifications are subject to change without notice.

Dimension

Unit: mm

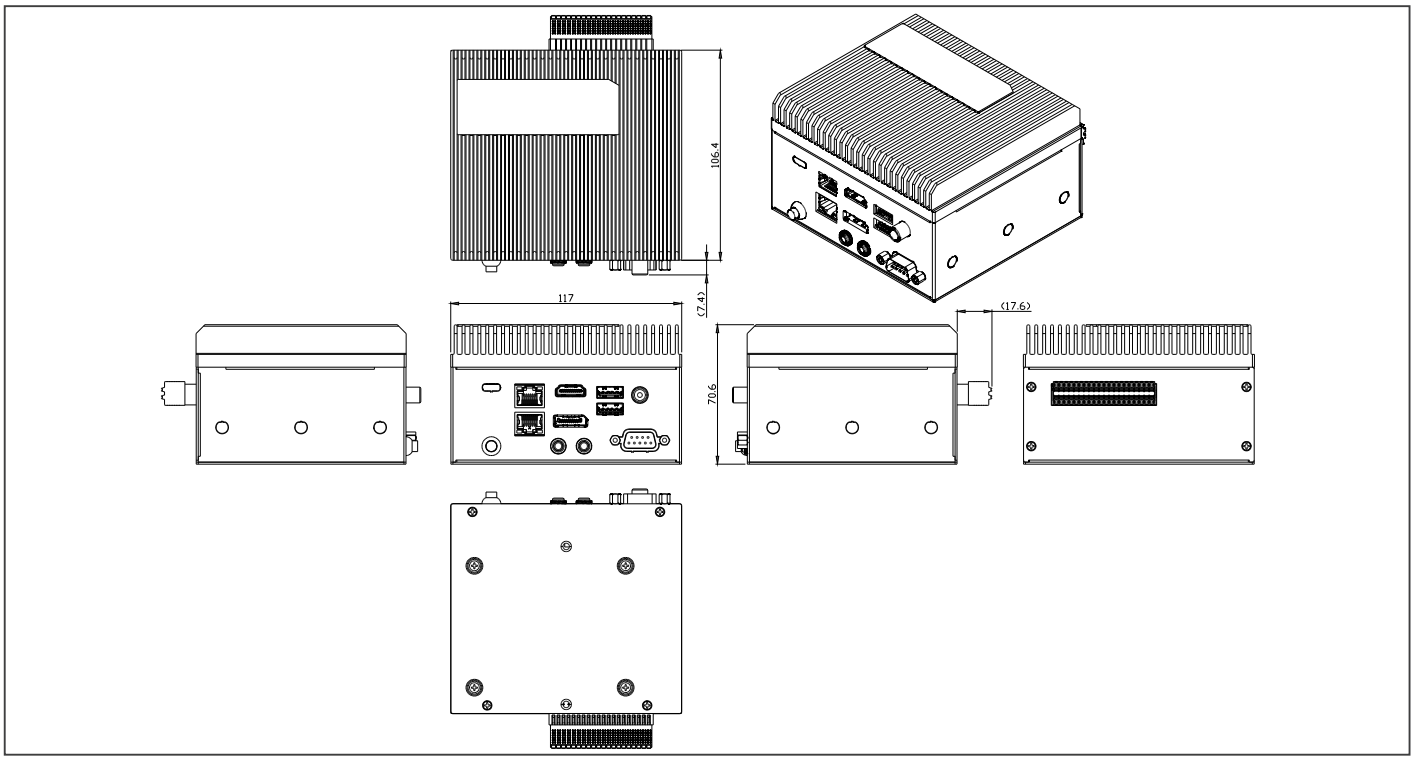

Ordering Information

Part number	CPU	Memory	Storage	USB 3.2 Type C	COM Port	TPM 2.0	LAN
UPN-EDGE-EHLCN2-A10-0232	PC Client: N6210 (No PSE)	2GB	32GB	No	No	No	i211-AT / i225-V
UPN-EDGE-EHLPJ4-A10-0432	PC Client: J6426	4GB	32GB	No	No	No	i211-AT / i225-V
UPN-EDGE-EHLX4E-A10-0432	Embedded: X6413E	4GB	32GB	Yes	Yes	Yes	i210-IT / i225-IT
UPN-EDGE-EHLX4RE-A10-0864	Industrial: X6425RE	8GB	64GB	Yes	Yes	Yes	i210-IT / i225-IT

Packing List

- **40Pin Phoenix Connector**
- **UP Squared 6000 Edge**

Optional Accessories

Part Number	Description
1255X00032	12VDC/6A Adapter
1702031803	Power cord for EU
1702031802	Power cord for US
170203180J	Power cord for UK
170203180E	Power cord for Japlan
170203180B	Power cord for China
1702031811	Power cord for Taiwan
9651926001	M.2 2230 WiFi Kit.802.11ac.2.4G/5G,W/BT w/2 cable & antenna
9741364A00	Wireless LAN Kit M.2 2230 802.11ac/a/b/g/n + BT4.0,2T2R,with 2 sets of cable & antenna
UP-SATAKIT-A10-0001	SATA KIT for UPN-EDGE-APL01/UPN-EDGE-EHL01

15

Turn-Key Chassis Solutions

15

ACS-1U01-BT4

Fanless Solution with Intel® Atom™ J1900/ N2807 Processor

Front View



Rear View



Features

- **Intel® Atom™ J1900/ N2807 Processor**
- **DDR3L 1333 SODIMM x 2, Up to 16GB (J1900), DDR3L 1333 SODIMM x 1, Up to 4GB (N2807)**
- **Dual Independent Display: VGA + HDMI**
- **Rich IO Supported: USB 3.2 Gen 1 x 1, USB 2.0 x 4~7**
- **Compact Size, Low Power & Fanless Solution**

Specifications

System		
CPU		Intel® Atom™ J1900 Processor (4C @ 2.00 GHz CPU, 688/854 MHz GFX, 10W TDP), Intel® Atom™ N2807 Processor (2C @ 1.58 GHz CPU, 313/750 MHz GFX, 4.3W TDP)
Chipset		—
System Memory		204-pin SODIMM x 2 up to 8 GB (for J1900) 204-pin SODIMM x 1 up to 4 GB (for N2807) DDR3L 1333 MHz , Non-ECC, un-buffered memory, Dual-channel memory architecture
I/O Chipset		Fintech 81866D
Display Interface	Chipset	Intel® Graphics Media Accelerator
	DP	VGA x 1, Up to 1920 x 1200 @60 Hz ; HDMI x 1, Up to 1920 x 1200 @60 Hz
Storage Devices		2.5" HDD, Full-Size Mini-Card (optional)
Network	LAN	Realtek® PCIe Gb LAN 8111G x 1
I/O		
Front I/O	USB	USB 2.0 port x 4
	Audio	—
	Display	VGA x 1
	Others	On/Off Button x 1, Power LED + HD LED x 1, (COM port optional if not use VGA port)
Rear I/O	USB	USB 3.2 Gen 1/2.0 port x 1, USB 2.0 port x 2
	Audio	Line-out (green) x 1, Line-in (blue) x 1
	Display	HDMI x 1
	LAN	RJ-45 connector x 1
	Power	DC Power x 1
	Others	RS-232 connector x 1
Expansion	Mini PCIe	Full-size Mini-Card (PCIe +USB or mSATA) + SIM Card (mSATA default) x 1, Half-size Mini-Card (PCIe +USB) x 1
	Storage	Full-size Mini-Card slot (mSATA default) x 1, SATA3 (6.0Gb/s) x 1, SATA2 (3.0Gb/s) x 1, SATA power connector x 1
	Others	RS-232 9-pin int. box header x 1, RS-232/422/485 9-pin box header x 1, 5-pin USB 2.0 header(p=2.00mm) x 2
Indicator	Front	Power LED x 1, HDD Active LED x 1
	Rear	—
Power		
Battery		Lithium battery
Power Requirement		DC: 12V
Mechanical		
Dimension (WxHxD)		8" x 8" x 1.75" (203.20mm x 203.20mm x 44.45mm)
VESA Mounting		Wallmount
Anti-Vibration		0.5 Grms/ 5~ 500Hz/ operation – HDD
Anti-Shock		10 G peak acceleration (11 msec. duration)
Environmental		
Operating temperature		32°F ~ 122°F (0°C ~ 50°C)
Certificate		CE & FCC Class A
Operating System		
MS Windows		Windows® 7 32/64-bit, Windows® 8.1 32/64-bit
Linux		Fedora

Note: All specifications are subject to change without notice.

Dimension

Unit: mm

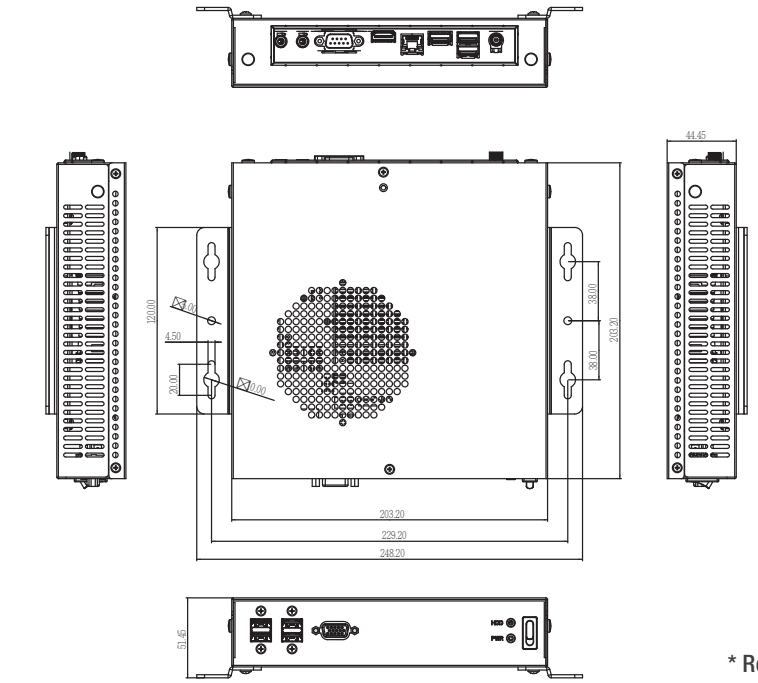

* Removable wallmount brackets

Ordering Information

Part Number	CPU	RAM Module	Display	Cooler	Storage	LAN	USB	Serial Port	Expansion Slot	Power	Mounting
ACS-1U01-BT4-1900-V10	J1900 2.42G/2M	—	VGA x 1 HDMI x 1	Fanless w/ CPU heatsink	2.5" HDD shelf, Full-Size Mini-Card (mSATA) x 1	GbE x 1	USB 3.2 Gen 1 x 1 USB 2.0 x 7	RS-232 x 1, RS-232/422/485 x 1 (W/O VGA)	Half-size Mini-Card x 1 w/o SIM Slot	DC12V	wallmount

Packing List

- **Wallmount Kit**
- **2.5" HDD tray**
- **ACS-1U01-BT4 (1U Chassis w/ EMB-BT4)**

Optional Accessories

- **1702031802**
  Power Cord (US & Taiwan Type)
- **1702031803**
  Power Cord (European Type)
- **170203180B**
  Power Cord (China Type)
- **170203180E**
  Power Cord (Japanese Type)
- **1255300607**
  60W Power Adapter

ACS-1U01-H110B

Mini-ITX 1U Chassis with 6th Generation Intel® Processor

Front View



Rear View



Features

- **LGA 1151 Socket For 6th Generation Intel® 14 nm Processor**
- **Intel® H110**
- **DDR4 2133/1867 MHz SODIMM x 2, Up to 32GB**
- **Dual Independent Display: HDMI x 2, BOM Changeable to DP**
- **Rich IO Supported: USB 3.2 Gen 1 x 4, USB 2.0 x 4**
- **Compact Size, Low Profile**

DDR 4 | Giga LAN | USB 2.0 | USB 3.2 Gen 1 | PCI Express

Specifications

System		
CPU Board		EMB-H110B-A10-HH
CPU		Intel® Skylake 14nm LGA 1151 socket Processor, Max. 65W TDPs (follow thin mini-ITX)
Chipset		Intel® H110
System Memory		2 x SODIMM, Max. 32GB, DDR4 2133/1867 MHz, Non-ECC, Un-buffered
I/O Chipset		NCT6791D
Display Interface		Intel® HD Graphics DP(BOM Change, default HDMI): Up to 1920 x 1200 @60Hz, with Digital Audio HDMI: Up to 4096 x 2304 @24Hz / 2560 x 1600 @60Hz, with Digital Audio LVDS: Up to 1920 x 1200 @60Hz, Dual Channel 18/24-bit colay eDP: Up to 4096 x 2304 @60Hz
Storage Devices		2.5" HDD x 1, Full-Size Mini-Card(mSATA default, PCIe + USB optional) x 1
LAN		Realtek® PCIe Gb LAN 8111G x 2
I/O		
Front I/O Ports		USB 2.0 port x 4 Power S/W x 1 COM port x 1 HDD LED x 1 POWER LED x 1
Rear I/O Ports		USB 3.2 Gen 1 port x 4 Mic-In (pink) x 1 Line-Out (green) x 1 HDMI x 2 (BOM Changeable to DP) RJ-45 Connector x 2 DC Power jack x 1
Expansion	Mini PCIe	Half-Size Mini-Card slot (PCIe + USB) x 1, Full-Size Mini-Card (Default mSATA, PCIe + USB optional) x 1
	Storage	Full-size Mini-Card slot (mSATA default) x 1, SATA3(6.0Gb/s) x 1, SATA power connector x 1
	Others	RS-232 9-pin int. box header x 1, RS/232/422/485 9-pin box header x 1, 5-pin USB 2.0 header(p=2.00mm) x 2
Power		
Battery		Lithium battery
Power Requirement		DC: 12V
Mechanical		
Dimension (WxHxD)		8" x 8" x 1.75" (203.20mm x 203.20mm x 44.45mm)
VESA Mounting		Wallmount
Anti-Vibration		0.5 Grms/ 5~ 500Hz/ operation – HDD
Anti-Shock		10 G peak acceleration (11 msec. duration)
Environmental		
Operating temperature		32°F ~ 122°F (0°C ~ 50°C)
Certificate		CE & FCC Class A
Operating System		
MS Windows		WIndows® 7 32 / 64-bit, WIndows® 8.1 32 / 64-bit, WIndows® 10 32 / 64-bit
Linux		Ubuntu 16.04.02/Kernal 4.8.0

Note: All specifications are subject to change without notice.

Dimension

Unit: mm

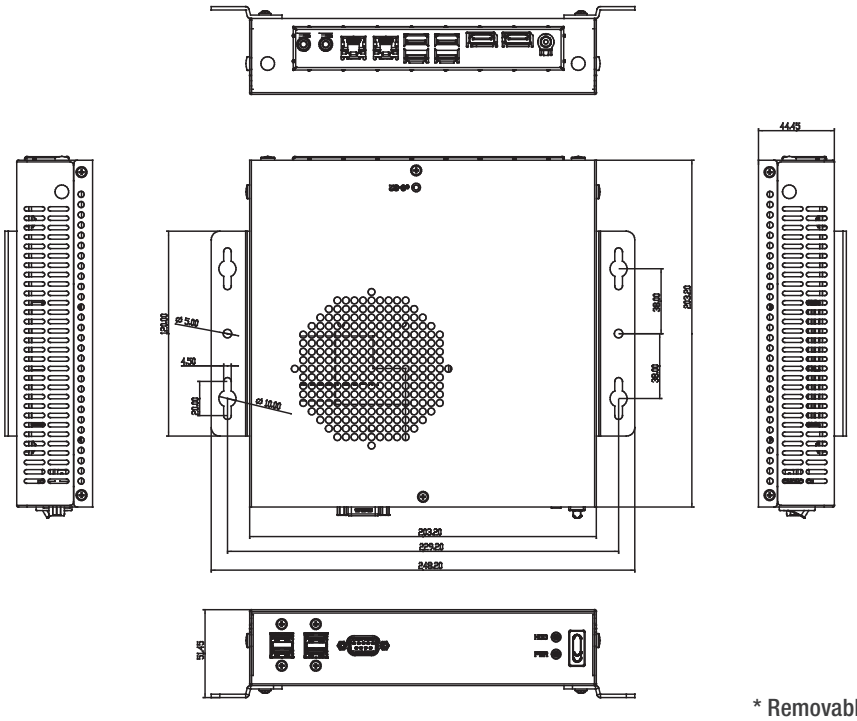

* Removable wallmount brackets

Ordering Information

Part Number	CPU	RAM Module	Display	Cooler	Storage	LAN	USB	Serial Port	Expansion Slot	Power	Mounting
ACS-1U01-H110B-C10	LGA 1151 Socket Type	—	HDMI x 2 / HDMI x 1, DP x 1	1U aluminium cooler x 1	2.5" HDD shelf, Full-Size Mini-Card	GbE x 2	USB 3.2 Gen 1/2.0 x 4 USB 2.0 x 4	RS-232 x 1, RS-232/422/485 x1	Half size Mini-Card x 1	DC 12V ~ 24V	Wallmount

Packing List

- **Wallmount Kit**
- **2.5" HDD Tray**
- **ACS-1U01-H110B (1U Chassis w/ EMB-H110B)**

Optional Accessories

- **1702031802**
  Power Cord (US & Taiwan Type)
- **1702031803**
  Power Cord (European Type)
- **170203180B**
  Power Cord (China Type)
- **170203180E**
  Power Cord (Japanese Type)
- **1255201200**
  120W Power Adapter

ACS-1U01

Low-profile Mini-ITX Embedded Chassis

Features

- **Supports Low-profile Mini-ITX Motherboard**
- **Supports 1 x 2.5” Internal HDD Bays**
- **Supports Wallmount Bracket**

Specifications

System	
M/B	Mini-ITX
Dimension (W x D x H)	8” x 8” x 1.75” (203.20mm x 203.20mm x 44.45mm)
Color	Black
Processor Support	TDP < 65W
Drive Bay	2.5” internal HDD bracket x 1
Front I/O	USB 2.0 Port x 4 COM/VGA Port
Button	Power Switch x 1
LED	Power LED x 1 HDD LED x 1
Other	Antenna Hole x 4
Environmental	
Operating temperature	32°F~122°F (0°C~50°C)

Packing List

- **Screw Bag**
- **Wallmount Kit**
- **SATA 7P Cable**
- **SATA Power Cable**
- **USB 2.0 Cable 2.0MM**
- **USB 2.0 Cable 2.54MM**
- **COM Cable**
- **ACS-1U01**

Note: All specifications are subject to change without notice.

Focus • Agility • Competitiveness

16

Industrial Chassis - Rackmount

ARC-645

4U 14-Slot Rackmount Chassis, Full-Size/ Half-Size CPU Cards Support

Front View



Front View

Top View



Rear View

Features

- **4U Height 19" Rackmount Chassis**
- **14-Slot ISA/ PICMG Bus Passive Backplanes**
- **Standard PS2 AT/ATX**
- **5.25" x 4 and 3.5" x 1 Front Access Drive Bays**
- **3.5" x 2 Internal Drive Bays**
- **Dual Lockable Front Doors For Added Protection**
- **USB2.0 x 4 On Front Panel**

Specifications

System	
Construction	1.2 mm SECC Zinc-coated Steel
Storage	External: 3.5" Drive Bay x 1 5.25" Drive Bay x 4 Internal: 3.5" Drive Bay x 2
System Fan	12 cm Ball Bearing Fan with Removable Filter x 1
Front Panel	Power ON/OFF Switch x 1 Reset Button x 1 Power ON LED x 1 Hard Disk Drive Active LED x 1 USB Port x 4
Rear Panel	AT Keyboard Cut-out x 1 14 Slots (including system slot), supports max. 339 mm (length) for expansion card
Color	Black
Dimensions	19" (W) x 20.8" (D) x 7" (H) (482mm x 528mm x 177mm)
Carton Size	21.6" (W) x 27" (D) x 12.4" (H) (548mm x 685mm x 315mm)
Net Weight	26.4 lb (12 kg)
Gross Weight	30.8 lb (14 kg)
Environmental	
Operating Temperature	32°F ~ 122°F (0°C ~ 50°C)
Storage Temperature	-4°F ~ 176°F (-20°C ~ 80°C)
Storage Humidity	10 ~ 90% @ 40°C, non-condensing
Vibration	0.5 Grms/ 5 ~ 500Hz/ operation (2.5" Hard Disk Drive) 1.5 Grms/ 5 ~ 500Hz/ non operation
Shock	15 G peak acceleration (11 m sec. duration), operation 30 G peak acceleration (11 m sec. duration), non operation
EMC	CE/FCC Class A

Note: All specifications are subject to change without notice.

Dimension

Unit: mm

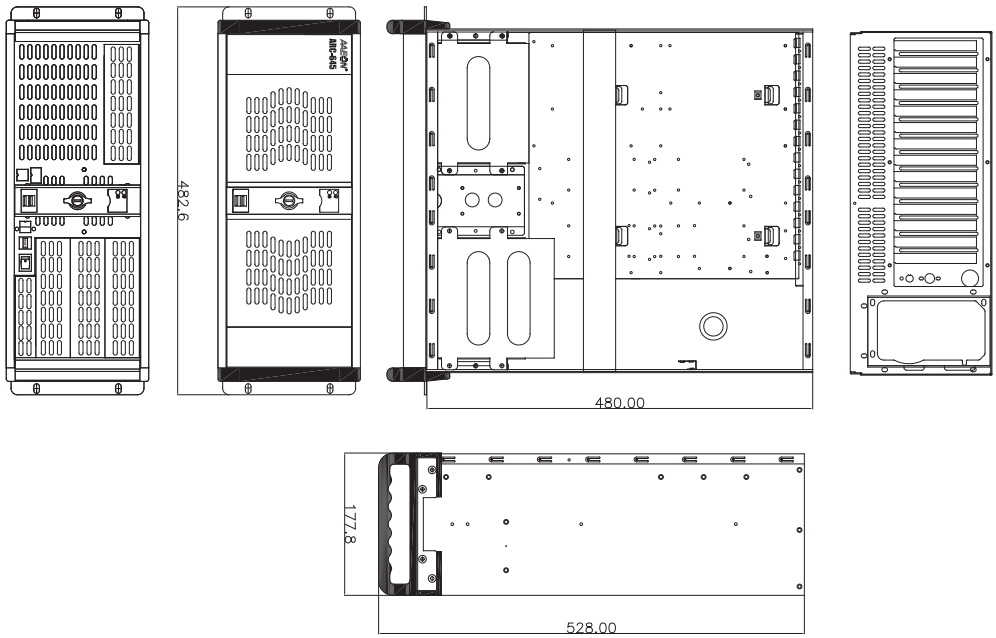

Power Supply Options

P/N	TYPE	PFC Support	Input Voltage	Watt	Size
1255304003	ATX	Active PFC	Auto 90 ~ 264V	400W	PS2
AP-PS1255305000	ATX	Active PFC	Auto 90 ~ 264V	500W	PS2

Passive Backplane Options

P/N	Description	Master Interface	Slots	Power Connector, ATX Extend Function
BP-214SH-P3E2I6	Rackmount, PICMG 1.3, 14-Slot Backplane, 3 PCI, 2 PCI-E, 6 ISA, Single Segment, ATX	PICMG 1.3	3/2/6/2 (PCI/PCI-E/ISA/PICMG 1.3)	ATX
BP-214SH-P8E4	Rackmount, PICMG 1.3, 14-Slot Backplane, 8 PCI, 4 PCI-E, Single Segment, ATX	PICMG 1.3	8/4/2 (PCI/PCI-E/PICMG1.3)	ATX
BP-214SG-P4	Rackmount, PICMG 14-Slot Backplane, 4 PCI/ 8 ISA, Single Segment, AT/ATX, Bulk Pack	PICMG 1.0	4/9/2 (PCI/ ISA/ PICMG)	AT, ATX, 3-pin ATX extend
BP-214SG-P7	Rackmount, PICMG 14-Slot Backplane, 7 PCI/ 5 ISA, Single Segment, AT/ATX, Bulk Pack	PICMG 1.0	7/6/2 (PCI/ ISA/ PICMG)	ATX
BP-214SG-P12	Rackmount, PICMG 14-Slot Backplane, 12 PCI/ 1 ISA, Single Segment, AT/ATX, Bulk Pack	PICMG 1.0	12/1/2 (PCI/ ISA/ PICMG)	AT, ATX, 3-pin ATX extend

CPU Card Options

Model/Name	CPU Level	Master Interface
FSB-B75G	Socket LGA 1155, Intel® 3rd Generation Core™ i3/i5/i7	PICMG 1.0

CPU Cooler Options

Model/Name	Description
175920000D	LGA1155/1150 CPU Cooler (2U)
1759218000	LGA1155/1150 CPU Cooler (1.5U)
175920000G	LGA775 CPU Cooler
1759200335	LGA775 CPU Cooler

Ordering Information

Model/Name	Description
TF-ARC-645-B02	Rackmount 4U Chassis, Bare for 14-Slot Backplane, PS2 Power, PS_SW (ATX), Black

ARC-645M

4U Rackmount Chassis, Industrial Main Board Support

Front View



Front View

Top View



Rear View



Features

- **4U Height 19" Rackmount Chassis**
- **System Fan x 2, Support Cool Down CPU And Key Component Temperature**
- **Standard Motherboard ATX/ Micro ATX/ Mini-ITX**
- **Standard PS2 AT/ATX**
- **5.25" x 4 and 3.5" x 1 Front Access Drive Bays**
- **3.5" x 2 Internal Drive Bays**
- **Dual Lockable Front Doors For Added Protection**
- **USB2.0 x 4 On Front Panel**

Specifications

System	
Construction	1.2mm SECC Zinc-coated Steel (Japanese Manufactured)
Storage	External: 3.5" Drive Bay x 1 5.25" Drive Bay x 4 Internal: 3.5" Drive Bay x 2
System Fan	12 cm Fan on Front Panel x 1, 8 cm Fan On Rear Side x 1
Front Panel	Power ON/OFF Switch x 1 Reset Button x 1 Power ON LED x 1 Hard Disk Drive Active LED x 1 USB Port x 4
Rear Panel	AT Keyboard Cut-out x 1 Reserved Cut-out for DB Connector x 4 7 Slots, supports max. 312 mm (length) for expansion card
Color	Black
Dimensions	19" (W) x 7" (H) x 20.8" (D) (482mm x 177mm x 528mm)
Carton Size	21.6" (W) x 12.4" (H) x 27" (D) (548mm x 315mm x 685mm)
Net Weight	26.4 lb (12 kg)
Gross Weight	30.8 lb (14 kg)
Environmental	
Operating Temperature	32°F ~ 122°F (0°C ~ 50°C)
Storage Temperature	-4°F ~ 176°F (-20°C ~ 80°C)
Storage Humidity	10 ~ 90% @ 40°C, non-condensing
Vibration	0.5 Grms/ 5 ~ 500Hz/ operation (2.5" Hard Disk Drive) 1.5 Grms/ 5 ~ 500Hz/ non operation
Shock	15 G peak acceleration (11 m sec. duration), operation 30 G peak acceleration (11 m sec. duration), non operation
EMC	CE/FCC Class A

Note: All specifications are subject to change without notice.

Dimension

Unit: mm

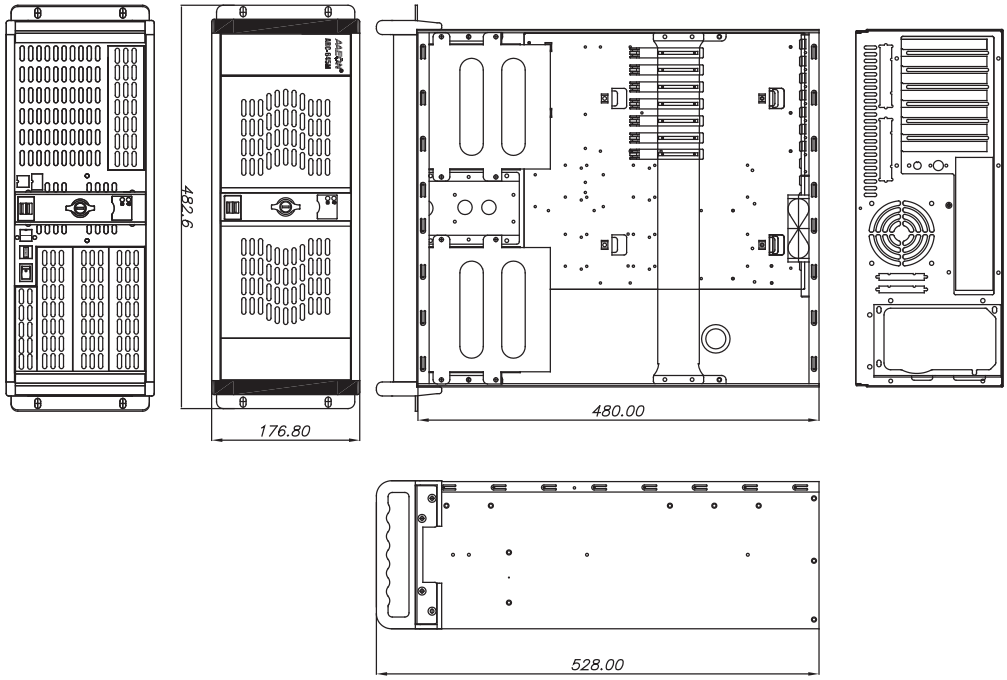

Power Supply Options

P/N	TYPE	PFC Support	Input Voltage	Watt	Size
1255304003	ATX	Active PFC	Auto 90 ~ 264V	400W	PS2
AP-PS1255305000	ATX	Active PFC	Auto 90 ~ 264V	500W	PS2

Industrial Motherboard Options

CPU Card	CPU Level	Remark
IMBA-H61A	Socket LGA1155, Intel® 2nd/3rd Generation Core™ i3/i5/i7 CPU, TDP 95W	Recommend with Min. 300W Power supply
IMBA-Q87A	Socket LGA1150, Intel® 4th Generation Core™ i3/i5/i7 CPU, TDP 95W	Recommend with Min. 400W Power supply
IMBM-B75A	Socket LGA1155, Intel® 2nd/3rd Generation Core™ i3/i5/i7 CPU, TDP 95W	Recommend with Min. 400W Power supply
IMBM-H61A	Socket LGA1155, Intel® 2nd/3rd Generation Core™ i3/i5/i7 CPU, TDP 95W	Recommend with Min. 300W Power supply
IMBM-Q87A	Socket LGA1150, Intel® 4th Generation Core™ i3/i5/i7 CPU, TDP 95W	Recommend with Min. 400W Power supply
IMBA-Q77	Socket LGA1155, Intel® 3rd Generation Core™ i3/i5/i7 CPU, TDP95W	Recommend with Min. 400W Power Supply
IMBA-967	Socket LGA1155, Intel® Core™ i3/i5/i7 CPU, TDP 95W	Recommend with Min. 400W Power Supply

Ordering Information

P/N	Description
TF-ARC-645M-B	Rackmount 4U Chassis, Bare for Motherboard & PS2 Power, PS_SW (ATX), Black

CPU Cooler Options

Model/Name	Description
175920000D	LGA1155/1150 CPU Cooler (2U)
1759218000	LGA1155/1150 CPU Cooler (1.5U)
175920000G	LGA775 CPU Cooler
1759200335	LGA775 CPU Cooler

ARC-625M

2U 3-Slot Rackmount Chassis, Main Board Support

Front View



Front View

Top View



Rear View



Features

- 2U Height 19" Rackmount Chassis
- Industrial ATX/uATX/Mini-ITX Motherboard
- Standard PS2 AT/ATX Power
- 5.25" x 1 and 3.5" x 1 Front Access Drive Bays
- 3.5" x 2 Internal Drive Bays
- Dual Lockable Front Doors Added Protection
- USB2.0 x 2 On Front Panel

Specifications

System	
Construction	1.2mm SECC Zinc-Coated Steel
Storage	External: 3.5" Disk Drive x 1 5.25" CD-ROM or Removable Hard Disk Drive x 1 Internal: 3.5" Hard Disk Drive Bay x 2
System Fan	8cm Ball Bearing Fan with Removable Filter x 1
Front Panel	Power ON/OFF Switch x 1 Reset Button x 1 Power ON LED x 1 Hard Disk Drive Active LED x 1 USB x 2
Expansion	PCI via riser card x 3, supports max. 167 mm (length) for expansion card
Color	Black
Dimensions	19" (W) x 20.8" (D) x 3.5" (H) (482mm x 528mm x 88.2mm)
Carton Size	21.6" (W) x 27" (D) x 8.8" (H) (548mm x 685mm x 224mm)
Net Weight	22 lb (10 kg)
Gross Weight	26.4 lb (12 kg)
Environmental	
Operating Temperature	32°F ~ 122°F (0°C ~ 50°C)
Storage Temperature	-4°F ~ 176°F (-20°C ~ 80°C)
Storage Humidity	10 ~ 90% @ 40°C, non-condensing
Vibration	0.5 Grms/ 5 ~ 500Hz/ operation (2.5" Hard Disk Drive) 1.5 Grms/ 5 ~ 500Hz/ non operation
Shock	15 G peak acceleration (11 m sec. duration), operation 30 G peak acceleration (11 m sec. duration), non operation
EMC	CE/FCC Class A

Note: All specifications are subject to change without notice.

Dimension

Unit: mm

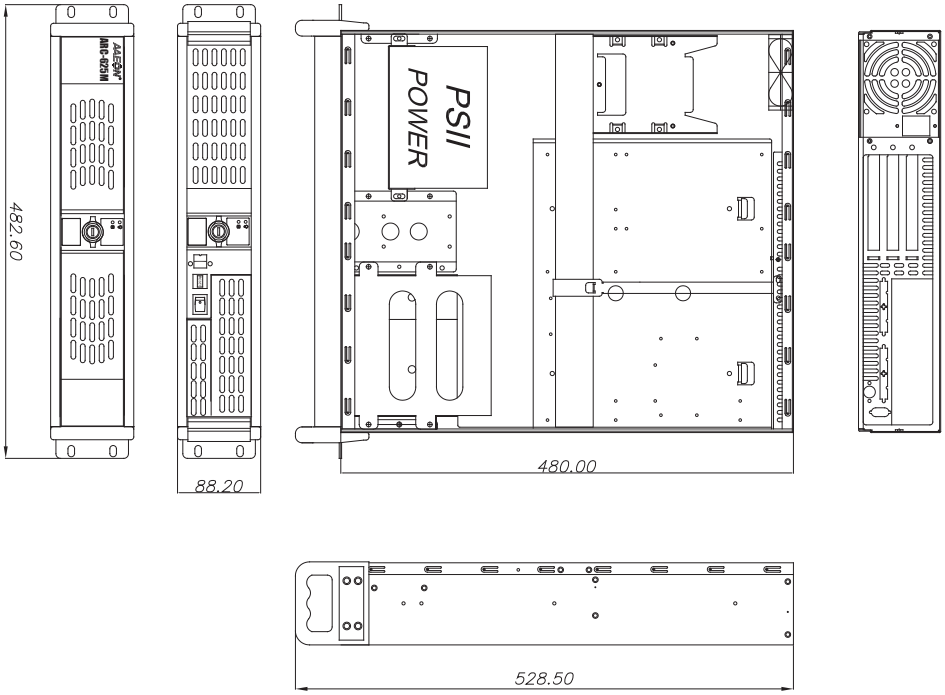

Power Supply Options

P/N	TYPE	PFC Support	Input Voltage	Watt	Size
1255304003	ATX	Active PFC	Auto 90 ~ 264V	400W	PS2

Industrial Motherboard Options

CPU Card	CPU Level	Remark
IMBA-H61A	Socket LGA1155, Intel® 2nd/3rd Generation Core™ i3/i5/i7 CPU, TDP 95W	Recommend with Min. 300W Power supply
IMBA-Q87A	Socket LGA1150, Intel® 4th Generation Core™ i3/i5/i7 CPU, TDP 95W	Recommend with Min. 400W Power supply
IMBM-B75A	Socket LGA1155, Intel® 2nd/3rd Generation Core™ i3/i5/i7 CPU, TDP 95W	Recommend with Min. 400W Power supply
IMBM-H61A	Socket LGA1155, Intel® 2nd/3rd Generation Core™ i3/i5/i7 CPU, TDP 95W	Recommend with Min. 300W Power supply
IMBM-Q87A	Socket LGA1150, Intel® 4th Generation Core™ i3/i5/i7 CPU, TDP 95W	Recommend with Min. 400W Power supply
IMBA-Q77	Socket LGA1155, Intel® 3rd Generation Core™ i3/i5/i7 CPU, TDP95W	Recommend with Min. 400W Power Supply
IMBA-967	Socket LGA1155, Intel® Core™ i3/i5/i7 CPU, TDP 95W	Recommend with Min. 400W Power Supply

Ordering Information

P/N	Description
TF-ARC-625M-B	Rackmount 2U Chassis, Bare for Motherboard & PS2 Power, PS_SW (ATX), Black

CPU Cooler Options

Model/Name	Description
175920000D	LGA1155/1150 CPU Cooler (2U)
1759218000	LGA1155/1150 CPU Cooler (1.5U)
175920000G	LGA775 CPU Cooler (1U)
1759200335	LGA775 CPU Cooler (1U)

Riser Card Options

Model/Name	Description
968666660W	PCIe[x4] to PCIe[x4] x 1 Riser Card, 10 cm

17

Industrial Chassis - Wallmount

AMC-280M

7-Slot Wallmount Chassis, Industrial Main Board Support

Front View

Rear View



Features

- **7-Slot Wallmount Chassis**
- **ATX, Micro ATX, Mini-ITX Factor Motherboard**
- **Standard PS2 AT/ATX Power**
- **External 5.25" Drive Bay x 2**
- **Internal 3.5" Disk Drive Bay x 1 (+2 Optional)**
- **USB2.0 x 2 and Keyboard Connector x 1 On Front Panel**

Specifications

System	
Construction	Heavy-duty Steel
Storage	External: 5.25" External Drive Bay x 2 Internal: Up to 3.5" Drive Bay x 1 Optional: Two 3.5 HDD Bay Cage
System Fan	12cm Ball Bearing Fan with Removable Filter x 1
Front Panel	Power ON/OFF Switch x 1 Reset Button x 1 Power ON LED x 1 Hard Disk Drive Active LED x 1 PS/2 Keyboard Connector x 1 USB x 2
Rear Panel	I/O Bracket provided by motherboard mfg 7 slots, supports max. 312 mm (length) for expansion card
Color	White
Dimensions	7.7" (W) x 17.7" (D) x 13" (H) (196mm x 450mm x 330mm)
Carton Size	11.1" (W) x 20.3" (D) x 18" (H) (281mm x 515mm x 457mm)
Net Weight	19.8 lb (9 kg)
Gross Weight	22 lb (10 kg)
Environmental	
Operating Temperature	32°F ~ 122°F (0°C ~ 50°C)
Storage Temperature	-4°F ~ 176°F (-20°C ~ 80°C)
Storage Humidity	10 ~ 90% @ 40°C, non-condensing
Vibration	0.5 Grms/ 5 ~ 500Hz/ operation
Shock	15 G peak acceleration (11 m sec. duration), operation
EMC	CE/ FCC Class A

Note: All specifications are subject to change without notice.

Dimension

Unit: mm

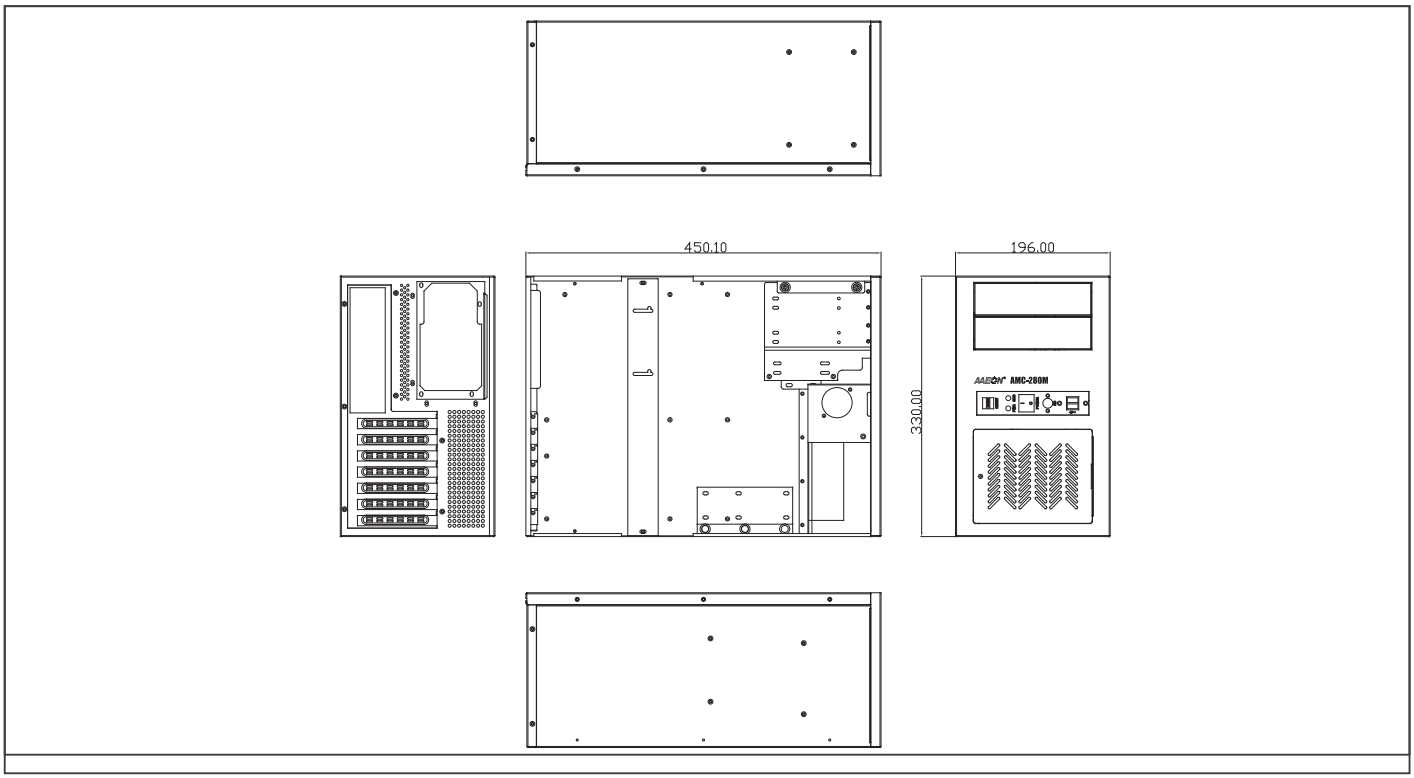

Power Supply Options

P/N	TYPE	PFC Support	Input Voltage	Watt	Size
1255304003	ATX	Active PFC	Auto 90 ~ 264V	400W	PS2
AP-PS1255305000	ATX	Active PFC	Auto 90 ~ 264V	500W	PS2

Industrial Motherboard Options

CPU Card	CPU Level	Remark
IMBA-H61A	Socket LGA1155, Intel® 2nd/3rd Generation Core™ i3/i5/i7 CPU, TDP 95W	Recommend with Min. 300W Power Supply
IMBA-Q87A	Socket LGA1150, Intel® 4th Generation Core™ i3/i5/i7 CPU, TDP 95W	Recommend with Min. 400W Power Supply
IMBM-B75A	Socket LGA1155, Intel® 2nd/3rd Generation Core™ i3/i5/i7 CPU, TDP 95W	Recommend with Min. 400W Power Supply
IMBM-H61A	Socket LGA1155, Intel® 2nd/3rd Generation Core™ i3/i5/i7 CPU, TDP 95W	Recommend with Min. 300W Power Supply
IMBM-Q87A	Socket LGA1150, Intel® 4th Generation Core™ i3/i5/i7 CPU, TDP 95W	Recommend with Min. 400W Power Supply
IMBA-967	Socket LGA1155, Intel® Core™ i7/i3/i5 4C/2C 32nm Core, TDP 95W	Recommend with Min. 400W Power Supply
IMBA-Q77	Socket LGA1155, Intel® 3rd Generation Core™ i3/i5/i7 CPU, TDP95W	Recommend with Min. 400W Power Supply

Ordering Information

Model/Name	Description
TF-AMC-280M-W-01	ATX/Micro ATX, Wallmount, Bare Chassis, for PS2 Power, PS_SW (ATX), Color: 413-01, w/o HDD Cage

CPU Cooler Options

Model/Name	Description
175920000D	LGA1155/1150 CPU Cooler (2U)
1759218000	LGA1155/1150 CPU Cooler (1.5U)
175920000G	LGA775 CPU Cooler
1759200335	LGA775 CPU Cooler

Optional Accessory

Model/Name	Description
M00280M000	Internal Two 3.5” Drive Bay Cage

AEC-206

6-Slot Wallmount Chassis, Full-Size/ Half-Size CPU Cards Support

Front View

Rear View



Top View



Features

- **High Performance Full-Size CPU Cards And 6-Slot PICMG Bus Passive Backplanes**
- **Wallmount Or Desktop Applications**
- **External 3.5" Drive Bay x 1**
- **External 5.25" Drive Bay x 1**
- **Internal 3.5" Drive Bay x 2**
- **Easy-To-Replace Ball Bearing Cooling Fan with Filter x 1 For Card Area**
- **Card Hold-Down Bar x 1**

Specifications

System	
Construction	Heavy-duty Steel
Storage	External: 5.25" Drive Bay x 1 (Front Accessible) 3.5" Drive Bay x 1 (Front Accessible) Internal: 3.5" Drive Bay x 2
System Fan	12cm Ball Bearing Fan with Removable Filter (Flow-in) x 1
Front Panel	Power On/ Off Switch with LED x 1 Reset Button x 1 Hard Disk Drive Active LED x 1 USB x 2
Rear Panel	COM x 1 Parallel x 1 Reserved Cut-out for LVDS Connector x 1 6 slots (including system slot), supports max. 339 mm (length) for expansion card
Color	Black
Dimension	7.7" (W) x 15.55" (D) x 8.5" (H) (196mm x 395mm x 216mm)
Carton Size	12.2" (W) x 13.2" (D) x 20" (H) (310mm x 335mm x 510mm)
Net Weight	17 lb (7.8 kg)
Gross Weight	20 lb (9.2 kg)
Environmental	
Operating Temperature	32°F ~ 122°F (0°C ~ 50°C)
Storage Temperature	32°F ~ 167°F (0°C ~ 75°C)
Storage Humidity	5 ~ 95%@40°C, non-condensing
Vibration	1 Grms/ 5 ~ 500Hz/ random operation
Shock	15 G peak acceleration (11 msec. duration)
EMC	CE/FCC class A

Note: All specifications are subject to change without notice.

Dimension

Unit: mm

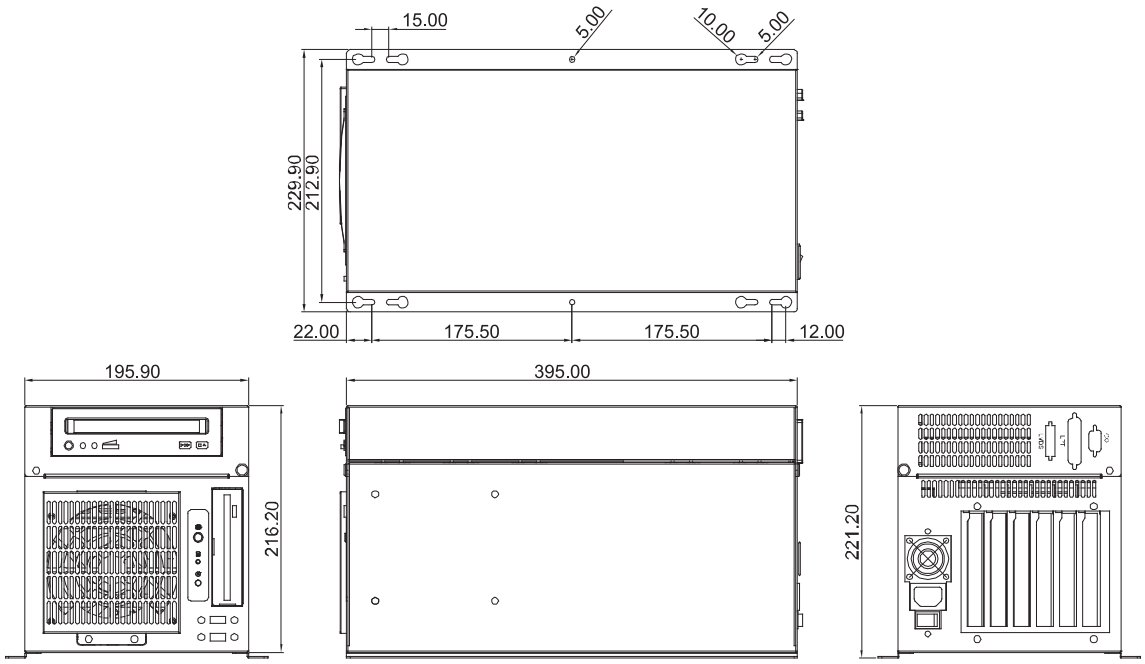

Power Supply Options

P/N	TYPE	PFC Support	Input Voltage	Watt	Size
1757930015	ATX	Active PFC	Auto 115-230V	300W	1U (40.5cm)
1757215005	ATX	Active PFC	Auto 115-230V	150W	1U (40.5cm)

Passive Backplane Options

P/N	Description	Master Interface	Slots	Power Connector, ATX Extend Function
BP-206SG-P2	Wallmount, PICMG, 6-Slot Backplane, 2 PCI, 3 ISA, Single Segment, ATX	PICMG 1.0	2/3/1 (PCI/ ISA/ PICMG)	ATX, 3-pin ATX extend
BP-206SG-P4	Wallmount, PICMG, 6-Slot Backplane, 4 PCI, 2 ISA, Single Segment, ATX	PICMG 1.0	4/2/2 (PCI/ ISA/ PICMG)	AT, ATX, 3-pin ATX extend
BP-206SI	Wallmount, ISA 6-Slot Backplane, 6 ISA, Single segment, AT/ATX	ISA	0/6/0 (PCI/ ISA/ PICMG)	AT/ATX

CPU Cards Options

Model/Name	Description	Master Interface
FSB-G41H	Socket LGA 775, Intel® Core™ 2 Duo/ Core™ 2 Quad (800/1066/1333)	PICMG 1.3
FSB-B75G	Socket LGA 1155, Intel® 3rd Generation i3/i5/i7	PICMG 1.0
HSB-800I	Onboard AMD LX 800 Processor	ISA

Ordering Information

Model/Name	Description
TF-AEC-206-B-00	Wallmount, 6-Slot Chassis Bare for 1U Power, PS_SW (AT/ATX), Black

CPU Cooler Options

Model/Name	Description
1759218000	LGA1155/1150 CPU Cooler (1.5U)
175920000G	LGA775 CPU Cooler (1U)
1759200335	LGA775 CPU Cooler (1U)

Memo

Memo

Memo

Memo

MKT-2202201

2022

Focus • Agility • Competitiveness

AAEON Technology Inc.

5F, No. 135, Lane 235, Pao Chiao Rd., Hsin-Tien Dist, New Taipei City, 231, Taiwan, R.O.C.
Tel: +886-2-8919-1234 Fax: +886-2-8919-1056 E-mail: sales@aaeon.com.tw

LITERATURE ORDERING

Contact your local office for literature requests.

USA

USA

California Office
324 W. Blueridge Ave, Orange, CA 92865
Toll Free: +1-877-TO-AAEON (1-877-862-2366)
TEL: +1-714-996-1800
FAX: +1-714-996-1811
E-mail: sales@aaeon.com
Tech Support: tech@aaeon.com

New Jersey Office
11 Crown Plaza, Hazlet, NJ 07730-2441
TEL: +1-732-203-9300
FAX: +1-732-203-9311
E-mail: sales@aaeon.com
Tech Support: tech@aaeon.com

EUR

Netherlands

AAEON EUROPE
Ekkersrijt 4090, 5692 DA Son, Science Park, Eindhoven
TEL: +31(0)499-745200
FAX: +31(0)499-462010
E-mail: sales@aaeon.eu

Germany

AAEON Technology GmbH
Monzastrasse 4e, 63225 Langen
TEL: +49(0)61033 74 79 00
FAX: +49(0)61033 74 79 49
E-mail: sales@aaeon.eu

France

AAEON France Office
Gare de Lyon, 37/39 Avenue Ledru-Rollin, CS 11237, 75012 Paris Cedex 12
TEL: +33 (0) 156 95 16 40
E-mail: sales@aaeon.eu

Italy

AAEON Italy Office
Viale Masini 12/14, 40126 Bologna
TEL: + 39 051 0923582
E-mail: sales@aaeon.eu

ASIA

China

AAEON Technology (Su Zhou) Inc.
Room 12, 2F, Building B, No.5 Xing Han Street, Suzhou Industrial Park, Jiang Su Province
TEL: +86-512-6762-5700
FAX: +86-512-6761-7337
E-mail: sales@aaeon.com.cn

Shanghai Branch Office
20F, Unit D, GEM Building, No.487 Tianlin Road, Xuhui District, Shanghai
TEL: +86-21-3367-5511
FAX: +86-21-3367-4238
E-mail: sales@aaeon.com.cn

Beijing Branch Office
Room 606-608 Block D, Jiahua Building, No.9, Shanghai 3rd Street, Haidian District, Beijing
TEL: +86-10-8278-0904
FAX: +86-10-8278-0214
E-mail: sales@aaeon.com.cn

Wuhan Branch Office
B1501, 111 Guangu Time Spuare Guanshan st. Wuhan Hubei Province
TEL: +86-27-87606090
E-mail: sales@aaeon.com.cn

China

Chengdu Branch Office
Room 2204, 22F, Building6, No.666 JinCheng Avenue, GaoXin District, Chengdu City
TEL: +86-28-85120523
E-mail: sales@aaeon.com.cn

Guangzhou Branch Office
Room 1505,B2,No.122-124 kexue Road, High-Tech Development Zone, Guangzhou
TEL: +86-13534236621
E-mail: sales@aaeon.com.cn

Shenzhen Branch Office
Room 602,6th Floor,Building J, Zhongli Entrepreneurial Community, Liuxian 2 Road, Xinan Street, Baoan District, Shenzhen
TEL: +86-755-8304-7277
FAX: +86-755-8304-7272
E-mail: sales@aaeon.com.cn

Singapore

AAEON Technology Singapore PTE LTD.
57 Genting Lane, #07-00, Singapore 349564
TEL: +65-6749-8749
FAX: +65-6746-1595
E-mail: sales@aaeon.com.sg