



# FWS-7350

1U Rackmount 4 LAN Ports Network Appliance with Intel® Atom™ Processor SoC

Front View



Rear View



## Features

- 1U Rackmount 4 LAN Ports Network Appliance
- Onboard Intel® C2758/C2558 4-Core/ 8-Core 2.4 GHz Processor SoC
- 240-Pin Dual-Channel ECC or non-ECC DDR3(L) 1600 MHz DIMM x 4, Up to 64 GB
- Gigabit Ethernet x 4
- Optional Up to 2 Pairs LAN Bypass Function
- 3.5" SATA HDD x 1 or 2.5" SATA HDD x 2 and CompactFlash™ Socket x 1
- RJ-45 Console x 1, USB 2.0 x 2
- NIM Slot x 1
- Optional PCI-E [x4] x 1
- ATX PSU 100W
- Mini-PCIe Slot x 1



### Internal/ Expansion Interface

PCIe slot	PCIe [x4] signal use [x8] slot
Mini-Card slot	Mini Card x 1
IPMI	—
Keyboard and Mouse	Pin-header
USB	USB 2.0 x 1 Box Header (2.0mm) (optional)

### Miscellaneous

RTC	Internal RTC
Watchdog Timer	1~255 steps by software programmable
Software Button	GPIO Programmable push button x 1
TPM	—
GPIO	—
FAN	1
MTBF (Hours)	109,000
Color	Black

### Environmental Parameters and Dimension

Power Requirement	100W ATX PSU
Operating Temperature	32°F ~ 104°F (0°C ~ 40°C)
Storage Temperature	-4°F ~ 140°F (-20°C ~ 60°C)
Operating Humidity	10% ~ 80%
Storage Humidity	10% ~ 80% @ 40°C, non-condensing
Vibration	0.5 Grms/ 5 ~ 500Hz/ operation (3.5" H.D.D) 1.5 Grms/ 5 ~ 500Hz/ no operation
Shock	10G peak acceleration (11 m sec. duration), operation 20G peak acceleration (11 m sec. duration), non-operation
Dimension (W X D X H)	16.93" x 12.01" x 1.73" (430mm x 305mm x 44mm)

### I/O Interfaces

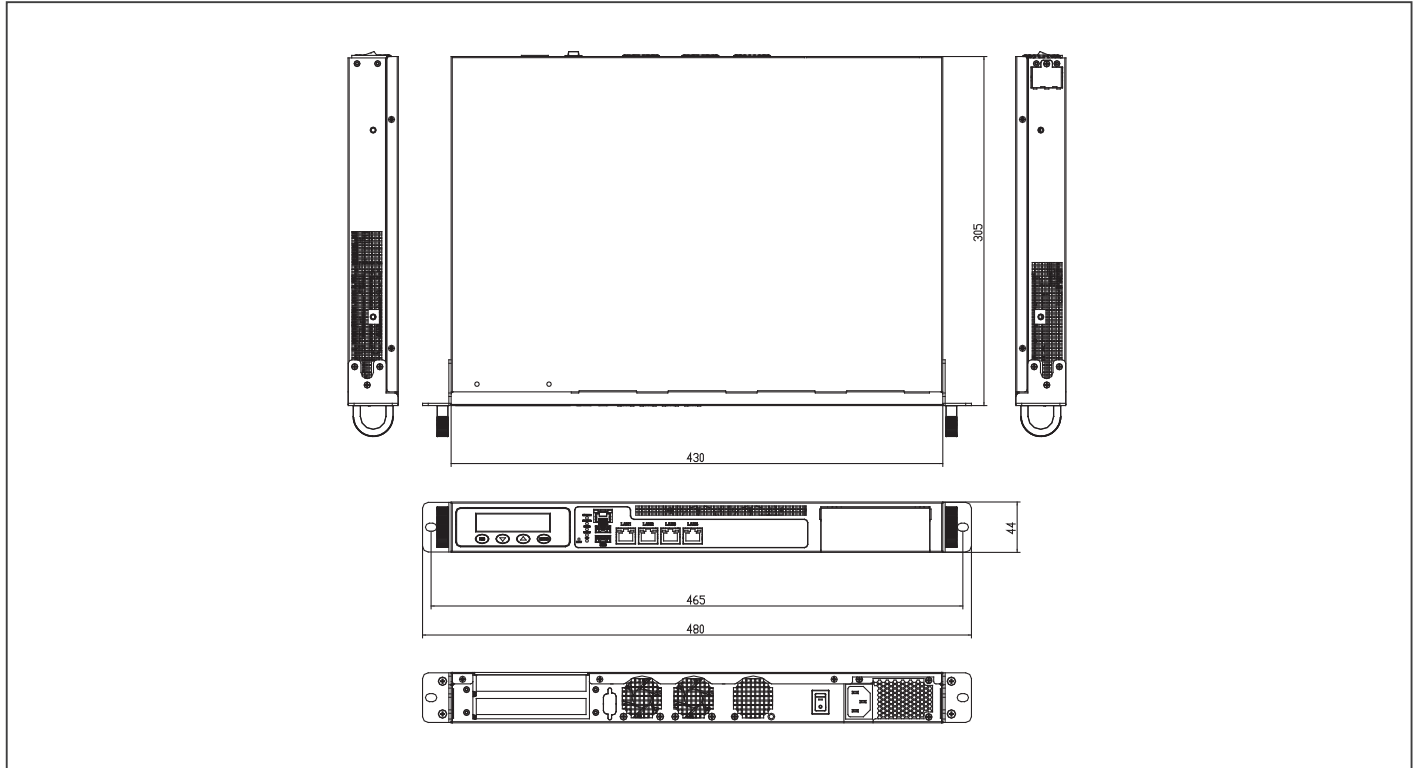
Front Panel	Power LED x 1 Status LED x 1 HDD Active LED x 1 LAN ports Link/Active LED x 4 Bypass LED (Default 2 LEDs) USB 2.0 Ports x 2 RJ-45 Console x 1 Parallel LCM display and 4 keypad x 1 Software Programmable Switch x 1
Rear Panel	AC Power Input x 1 Power Switch x 1 VGA port (Optional) Rear Expansion Slot x 2 (Optional PCIe [x4] signal use x8 slot)

## Specifications

System	
Form Factor	1U Rackmount Network Platform
Processor	Onboard Intel® C2758/C2558 4-Core/ 8-Core 2.4 GHz Processor SoC
Chipset	Integrated
System Memory	DDR3L 1600 UDIMM/ECC, up to 64GB, 240-pin DIMM x 4
Network	
Ethernet	Marvell 88E1543 phy Gigabit Ethernet x 4 + NIM
Bypass	2 ~ 4 (Depends on NIM)
NIM Slot	1
Display	
Graphic Controller	Mini-Card VGA (Optional)
Connector	VGA cable (Optional)
Storage	
HDDs	Internal 3.5" SATA HDD x 1 or 2.5" SATA HDD x 2 (Optional)
CF/CFast/msATA	CF socket x 1

### Dimension

Unit: mm



### Ordering Information

Part Number	CPU	Memory	Storage	Display	LAN	USB	Console	Bypass	*NIM Slot	**Expansion Slot	Mounting	Power
FWS-7350E4-H10-A10-000	Onboard Intel® C2758 8 Core™ 2.4 GHz Processor SoC	DDR3L ECC/UDIMM (Up to 64GB)	2.5" HDD Bay x 2	—	GbE x 4	USB 2.0 x 2	RJ-45 x 1	2	1 (Note 1)	PCIe [x8] slot x 1 use x4 signal (Optional) (Note 2)	1U Rackmount	ATX
FWS-7350E4-H10-A10-001	Onboard Intel® C2558 4 Core™ 2.4 GHz Processor SoC	DDR3L ECC/UDIMM (Up to 64GB)	2.5" HDD Bay x 2	—	GbE x 4	USB 2.0 x 2	RJ-45 x 1	2	1 (Note 1)	PCIe [x8] slot x 1 use x4 signal (Optional) (Note 2)	1U Rackmount	ATX

\*Note 1: Need to configure riser card and module

\*\*Note 2: Need to configure riser card

### Packing List

- Gift Box (Including Console Cable, Ear Brackets)
- FWS-7350

### Optional Accessories

- **M02666600**  
Slide x 2, for Rackmount Usage
- **1702031803**  
Power Cord, 3P-250V/10A, 180D, 1.8M, VDE, YP22/YP12
- **1702031802**  
Power Cord, 3P-250V/10A, 180D, 1.8M, USA, YP22/YP12
- **170203180E**  
Power Cord, 3P-25V/7A, 180D, 1.8M, PSE, YP12/YP12
- **9761EMPV01**  
VGA Cable for FWS-7520/7350
- **PER-T281-A10-01**  
PER-T281, Riser Card for NIM
- **PER-T282-A10-00**  
PER-T282, Riser Card for PCI-E [x8] Expansion
- **PER-C35L-A10-00**  
Fiber Module Intel® 82599, 10 GbE x 2, Rev. A1.0
- **PER-C36L-A10-01**  
Fiber Module Intel® i210.1 GbE x 2, Rev. A1.0
- **PER-C36L-A10-02**  
PCI-Express Gigabit Ethernet Module w/ Intel® i210 Controller, 4 Fiber GbE
- **PER-C38L-A10-02**  
LAN Module Intel® 82580EB 1GbE x 8, 4 pairs Bypass, Rev. A1.0
- **PER-C39L-A10-01**  
LAN Module Intel® 82580EB 1GbE x 8, Rev. A1.0
- **PER-C38L-A10-02**  
LAN Module Intel® 82580EB 1GbE x 8, 4 pairs Bypass, Rev. A1.0
- **PER-C40L-A10-01**  
LAN Module Intel® 82580EB 1GbE x 4, Rev. A1.0
- **PER-C41L-A10-01**  
LAN Module Intel® 82580EB 1GbE x 4, 2 pairs Bypass, Rev. A1.0