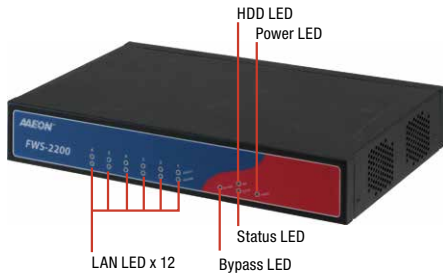



## Desktop 6 LAN Ports Network Appliance with Intel® Atom™ D525 + ICH8M

Front View



Rear View



## Specifications

Platform	
Form Factor	Desktop 6-Port Network Appliance
Processor	Intel® Atom™ D525 1.8 GHz (Dual Core)
Chipset	Intel® ICH8M
System Memory	204-pin Single channel DDR3 800MHz SODIMM x 2, up to 4 GB
Network	
Ethernet	Intel® 82574L Controller, Gigabit Ethernet x 6
Bypass	Supports up to 2 pairs bypass function
Display	
Graphic Controller	Reserve internal VGA pin header x 1
Connector	—
Storage	
HDDs	Internal 2.5" SATA HDD Bay x 1
CF/CFast/mSATA	CF socket x 1

## Features

- Onboard Intel® Dual-Core Atom™ D525 Processor
- Intel® Atom™ D525 + ICH8M
- 204-pin Single Channel DDR3 800 MHz SODIMM Slot x 2, Up to 4 GB
- 10/100/1000Base-TX Ethernet x 6 with One Pair LAN Bypass Function (Optional Two Pairs LAN Bypass Function)
- 2.5" SATA HDD x 1, CompactFlash™ Socket x 1
- RS-232 Console x 1 For Console, USB 2.0 x 2
- DC 12V Power Input Requirement
- Mini-PCI Slot x 1



## Expansion/Internal Interface

PCIe slot	—
Mini-PCIe slot	Mini-Card slot x 1
Keyboard and Mouse	Reserve pin-header
Universal Serial Bus	USB 2.0 x 2

## Miscellaneous

RTC	Internal RTC
Watchdog Timer	1~255 steps by software programmable
Software Button	GPIO Programmable push button x 1
TPM	—
GPIO	—
FAN	System Fan x 1
MTBF (Hours)	90,000
Color	Black

## Environmental Parameters and Dimension

Power Requirement	12V DC power in connector/ 60W Power adapter x 1 4-pin DC power out connector for HDD x 1
Operation Temp.	32°F ~ 104°F (0°C ~ 40°C)
Storage Temp.	-4°F ~ 140°F (-20°C ~ 60°C)
Operating Humidity	10%~80% relative humidity, non-condensing
Storage Humidity	10%~80% @40°C, non-condensing
Vibration	0.5 Grms/ 5 ~ 500Hz/ operation (2.5" Hard Disk Drive) 1.5 Grms/ 5 ~ 500Hz/ non-operation
Shock	10 G peak acceleration (11 m sec. duration), operation 20 G peak acceleration (11 m sec. duration), non-operation
Chassis Dimension (W x D x H)	10.24" x 7.01" x 1.73" (260mm x 178mm x 44mm)

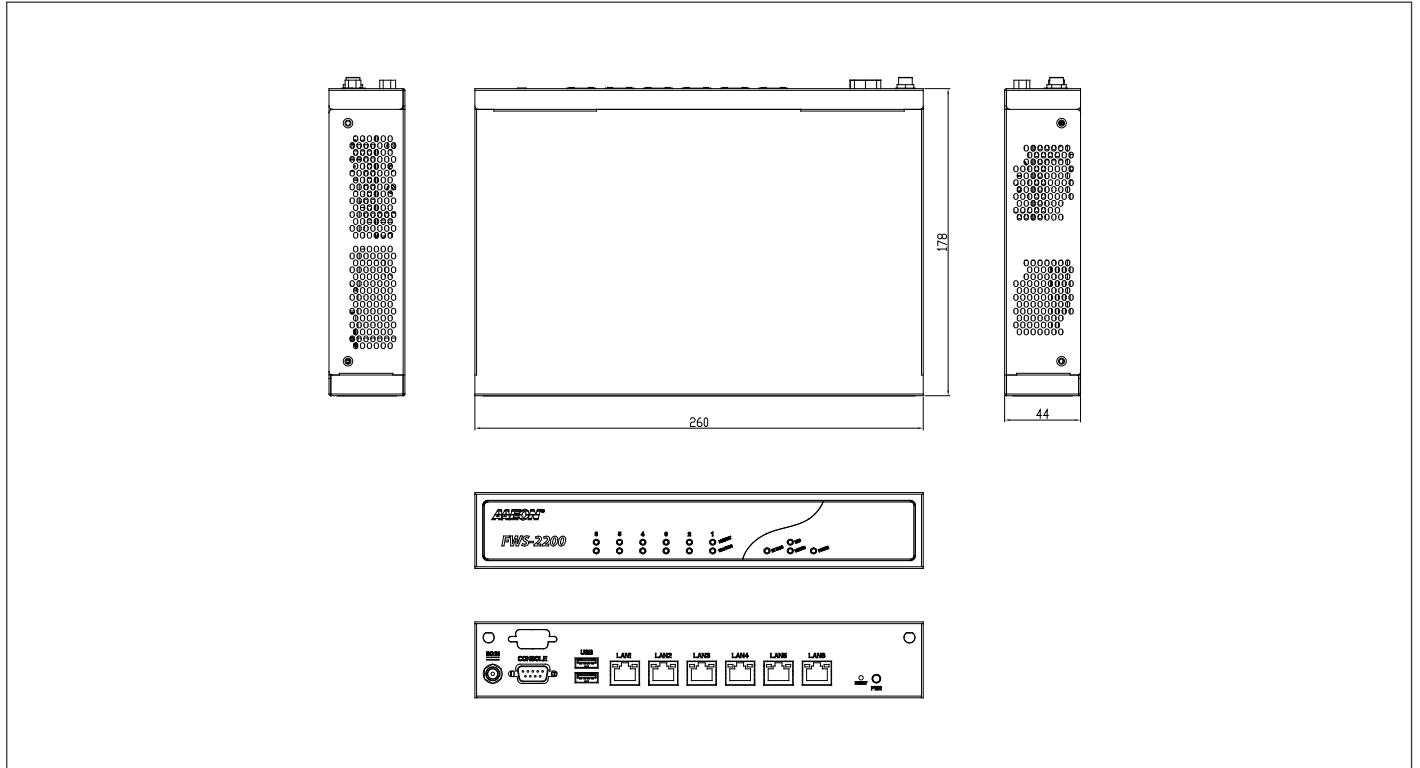
## I/O Interfaces

Front Panel	- Power LED x 1 - Status LED x 1 - HDD Active LED x 1 - Bypass LED x 2 (Optional) - LAN LED x 12
Rear Panel	- 12V DC Power Input x 1 - Power Button x 1 - USB 2.0 x 2 - RJ-45 LAN x 6 - RJ-45 Console x 1 - Software Programmable Button x 1

# FWS-2200

## Dimension

Unit: mm



## Ordering Information

Part Number	CPU	Memory	Bypass	Mini-Card Slot	Storage	LAN	USB	Console	System Fan	TPM	Display	Mounting	Power
FWS-2200E6-A10-A10-00	Intel® Atom™ D525	DDR3, SODIMM	2 Pairs	1	2.5" HDD Bay x 1 CompactFlash™ socket x 1	6	USB 2.0 x 2	RJ-45 x 1	Fan	—	—	Desktop	DC

## Packing List

- **1757306007**  
60W Power Adapter
- **1700091804**  
D-Sub 9-pin Cable
- **1702150201**  
SATA Power Cable
- **1709070150**  
SATA Cable
- **Product CD**
- **FWS-2200**

## Optional Accessories

- **9761220030**  
Ear Bracket Kit
- **1700160253**  
VGA Cable