


## Full-Size SBC with Intel® 3rd Generation Core™ i7/i5/i3 Processor



## Features

- Intel® 3rd Generation Core™ i7/i5/i3 LGA 1155 Processor
- Intel® B75 Chipset
- Dual-Channel DDR3 DIMM Socket x 2, Up to 16 GB
- Intel® B75 Integrated Intel® HD Graphics
- Gigabit Ethernet x 2
- SATA 6.0 Gb/s x 1, SATA 3.0 Gb/s x 2 (Backplane x 2), CFAST™ x 1
- COM x 2, USB 3.0 x 4, USB 2.0 x 4, LPT x 1
- PICMG 1.3
- ATX 2.1 Power Requirement

## Specifications

System	
Form Factor	Full size CPU Card
Bus Interface	PICMG 1.3
CPU	LGA 1155 for Intel® Core™ i7/i5/i3 processor
Memory Type	Up to 16 GB (DDR 3 1333/1666 DIMM x 2)
Chipset	Intel® B75
BIOS	AMI
Wake on LAN	No
Watchdog Timer	255 Levels
Watchdog Timer	Yes
Power Requirement	ATX 2.1
Power Consumption (Typical)	Intel® Core™ i7-3770 3.4 GHz, DDR3 8 GB 3.38A@+12V, 3.11A@+5V, 0.41A@+3.3V, 0.2A@5VSB, 58.45W (Full load)
Dimension (L x W)	13.3" x 5" (339 mm x 126 mm)
Operating Temperature	32°F ~ 140°F (0°C ~ 60°C)
Storage Temperature	-40°F ~ 176°F (-40°C ~ 80°C)
Operating Humidity	0% ~ 90% relative humidity, non-condensing
MTBF (Hours)	60,000
Certification	CE/FCC, Class A
Display	
VGA/LCD Controller	Intel® B75
Video Output	Up to 2048 x 1536@75 Hz for CRT, Up to 1920 x 1200 @ 60Hz for DVI (single link)
Backlight inverter supply	—
I/O	
Ethernet	10/100/1000Base-TX x 2
Audio	HDAC Daughter Board (optional) Mic-in/ Line-in/ Line-out
USB Port	USB 3.0 x 4, USB 2.0 x 4
Serial Port	RS-232 x 1 RS-232/422/485 x 1
Parallel Port	1
HDD Interface	SATA 3 x 1, SATA 2 x 2
FDD Interface	Optional
SSD	CFAST™ x 1
Expansion Slot	PCI x 4, PCI-Express [x4] x 1, PCI-Express [x16] x 1 in backplane
DIO	8-bit programmable (4-in/4-out)
TPM	—



## Packing List

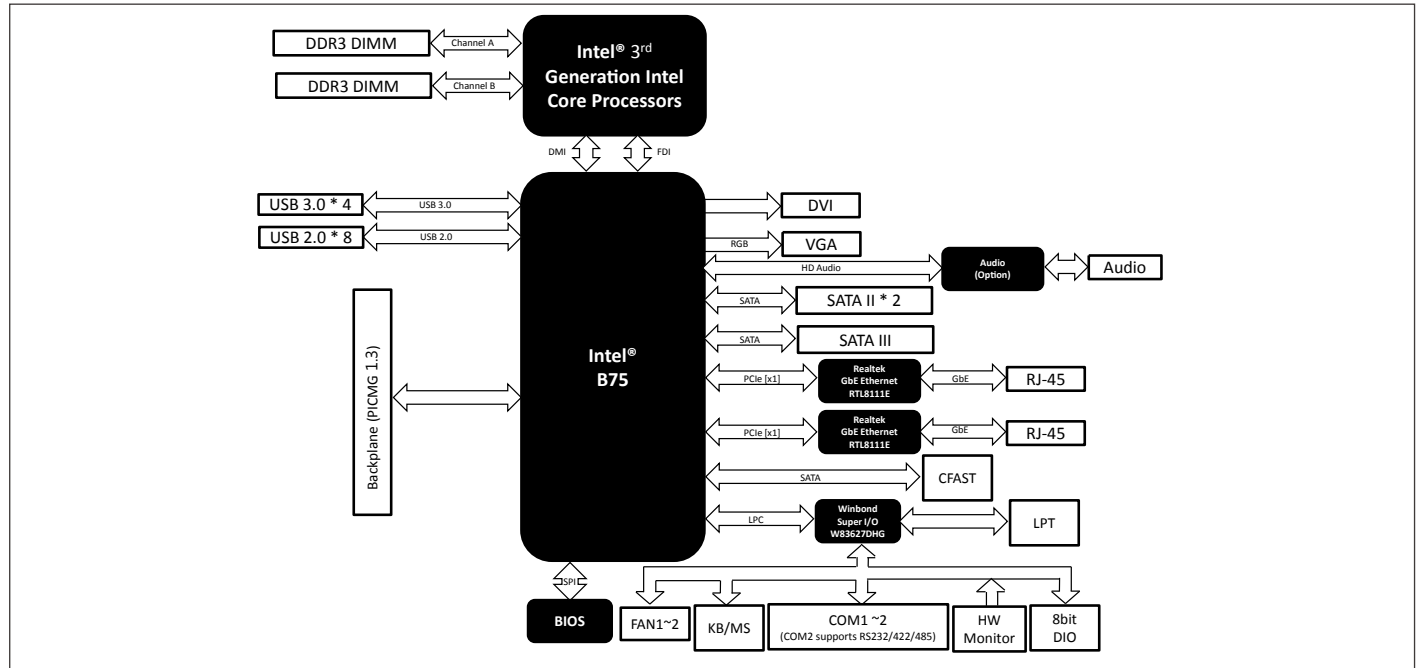
- COM Port & LPT Cable
- COM Port Cable
- SATA Cable x 4
- FSB-B75H

## Optional Accessories

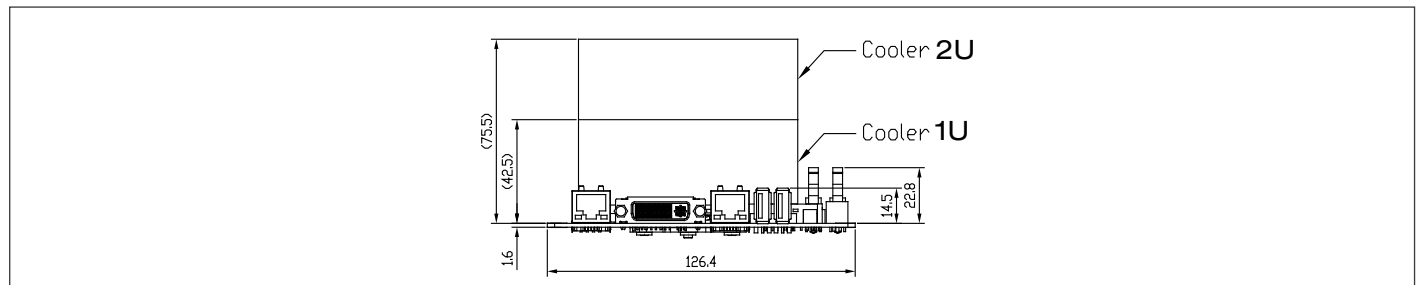
- **1175920000D**  
LGA1155/1150 CPU Cooler, Aluminum (2U Height, 95Watt)
- **1759218000**  
LGA1155/1150 CPU Cooler, Copper (1U Height, 95Watt)
- **1709080207**  
KB/MS Cable
- **1700200401**  
2 Ports USB3.0 Cable with Bracket, 40cm

# FSB-B75H

## Block Diagram



## Dimension Unit: mm



## Passive Backplane Options

P/N	Description	Master interface	Slots	Power Connector, ATX Extend Function
TF-BP-214SH-P3E2I6	Rackmount, PICMG 1.3, 14-Slot, Backplane, 3 PCI, 2 PCI-E, 6 ISA, Single Segment, ATX	PICMG 1.3	3/2/6/2 (PCI/PCI-E/ISA/PICMG 1.3)	ATX
BP-214SH-P8E4	Rackmount, PICMG 1.3, 14-Slot, Backplane, 8 PCI, 4 PCI-E, Single Segment, ATX	PICMG 1.3	8/4/1 (PCI/PCI-E/PICMG1.3)	ATX
TF-BP-208RH-P4E3	Rackmount, PICMG 1.3, 8-Slot, Backplane, 4 PCI, 2 PCI-E[x1], 1 PCI-E[x16], Single Segment, ATX	PICMG 1.3	4/2/1 (PCI/PCI-E [x1]/PCI-E [x16]/ PICMG1.3)	ATX
BP-208SH-P3E4	Wallmount, PICMG 1.3, 8-Slot, Backplane, 3 PCI, 4 PCI-E, Single Segment, ATX	PICMG 1.3	3/4/1 (PCI/PCI-E/PICMG1.3)	ATX
TF-BP-206VH-P4	Rackmount, PICMG 1.3, 6-slot Backplane, 4 PCI, Single Segment, ATX	PICMG 1.3	4/1 (PCI/ PICMG 1.3)	ATX
TF-BP-206VH-E4	Rackmount, PICMG 1.3, 6-slot Backplane, 4 PCI-E, Single Segment, ATX	PICMG 1.3	4/1 (PCI-E/ PICMG 1.3)	ATX
TF-BP-206SH-P3	Wallmount, PICMG 1.3, 6-Slot, Backplane, 3 PCI, 2 PCI-E, Single Segment, ATX	PICMG 1.3	3/2/1 (PCI/PCI-E/PICMG 1.3)	ATX
BP-206VH-P2E2	Rackmount, PICMG 1.3, 6-Slot, Backplane, 2 PCI, 2 PCI-E, Single Segment, ATX	PICMG 1.3	2/2/1 (PCI/PCI-E/PICMG1.3)	ATX

## Ordering Information

Part Number	CPU	RAM	Fan/Fanless	Display	Storage	LVDS	LAN	USB	RS-232	RS-232/422/485	Expansion Slot	Power	Temp.
FSB-B75H-A10-D	Socket	DIMM	Fan	DVI-I	SATA 6.0 Gb/s x 1, SATA 3.0 Gb/s x 2 (Backplane x 2), CFAST™ x 1	—	GbE x 2	USB 3.0 x 4 USB 2.0 x 4	1	1	PICMG 1.3	ATX	0°C ~ 60°C
FSB-B75H-A10-V	Socket	DIMM	Fan	VGA	SATA 6.0 Gb/s x 1, SATA 3.0 Gb/s x 2 (Backplane x 2), CFAST™ x 1	—	GbE x 2	USB 3.0 x 4 USB 2.0 x 4	1	1	PICMG 1.3	ATX	0°C ~ 60°C