


ETX CPU Module with AMD Geode™ LX Series Processor



Features

- Onboard AMD Geode™ LX Series Processor
- AMD CS5536
- DDR 333/400 MHz SODIMM x 1, Up to 1 GB
- 10/100Base-TX Ethernet
- CRT, Up to 24-bit LVDS LCD, TTL LCD
- AC97 2.3 Codec 2CH Audio
- PATA x 2, SATA 3.0 Gb/s x 2 (on Module), CompactFlash™ Type 1 Slot x 1 (On Module)
- USB2.0 x 4, COM x 2
- +5V Only Operation



Specifications

System	
Form Factor	ETX
CPU	Onboard AMD Geode™ LX 800
CPU Frequency	LX800: 500 MHz
Chipset	AMD Geode™ LX 800 + CS5536
Memory Type	DDR333/400, DDR SODIMM x 1, DDR333: 1 GB, DDR400: 512 MB
Max. Memory Capacity	1 GB
BIOS	Award PLCC Type, 2MB
Wake on LAN	Yes
Watchdog Timer	255 Levels
Power Requirement	+5V
Power Consumption (Typical)	LX 800, DDR333 1 GB 0.25A@+12V, 2.02A@+5V W/ TF-ECB-901A-A10-01
Power Supply Type	AT/ ATX
Dimension (L x W)	4.5" x 3.74" (114mm x 95mm)
Operating Temperature	32°F ~ 140°F (0°C ~ 60°C)
Storage Temperature	-40°F ~ 176°F (-40°C ~ 80°C)
Operating Humidity	0% ~ 90% relative humidity, non-condensing
MTBF (Hours)	110,000
Certification	CE/FCC
Display	
VGA/LCD Controller	AMD Geode™ LX 800 processor integrated
Video Output	CRT, LVDS LCD, TTL LCD
Backlight Inverter Supply	—
I/O	
Ethernet	Realtek RTL8139DL, 10/100Base-TX
Audio	Realtek ALC203
USB Port	USB2.0 x 4
Serial Port	COM 1/2
Parallel Port	SPP/EPP/ECP x 1
HDD Interface	PATA x 2, SATA 1 x 2
FDD Interface	Option
SSD	—
Expansion Slot	PCI Express [x1] x3 I2C x 2 SPI x 2, 1 for boot
DIO	—
TPM	—

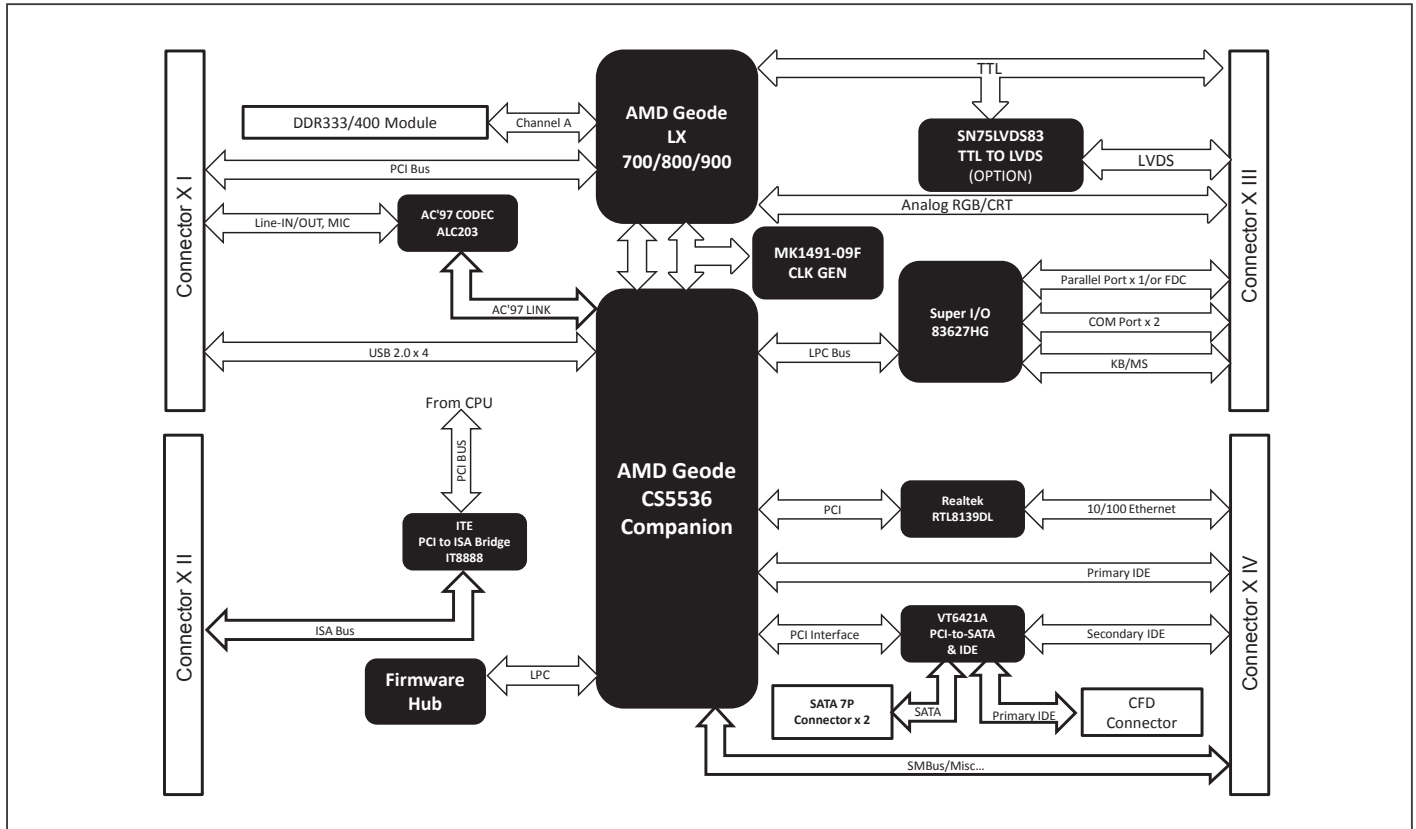
Packing List

- M2.5 Screw x 4
- Product CD
- ETX-701

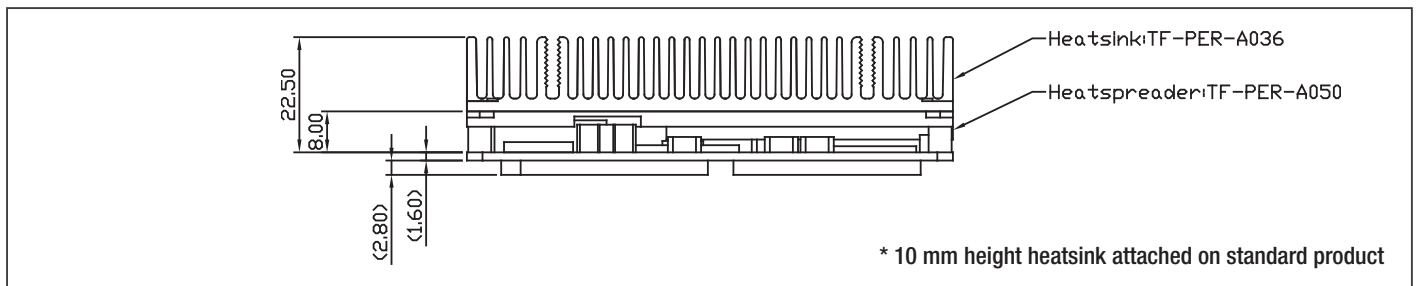
Optional Accessories

- **TF-ECB-902M-A10**
ETX Carrier Board, LAN, Audio, 4 COM, USB2.0, PCI, ISA, AT/ATX, Rev. A1.0 (For ETX-LN, ETX-945GSE, ETX-701, ETX-700)

Block Diagram



Dimension



Ordering Information

Part Number	CPU	Memory	Display	LVDS	Storage	LAN	USB2.0	KB/MS	UART	LPT	Expansion Slot	Power	Temp
TF-ETX-701-A10	AMD Geode™ LX800/500 MHz	DDR SODIMM x1 up to 1 GB	CRT, TTL	24b, TTL	SATA2 x1 PATA x2 CF x1	FE x1	4	1	2	1	8-bit/16-bit/ISA 32-bit PCI x4	5V	0°C-60°C
TF-ETX-701-A10-01	AMD Geode™ LX800/500 MHz	DDR SODIMM x1 up to 1 GB	CRT, LVDS	18b, 1CH	SATA2 x1 PATA x2 CF x1	FE x1	4	1	2	1	8-bit/16-bit/ISA 32-bit PCI x4	5V	0°C-60°C
TF-ETX-701-A10-02	AMD Geode™ LX800/500 MHz	DDR SODIMM x1 up to 1 GB	CRT, LVDS	24b, 1CH	SATA2 x1 PATA x2 CF x1	FE x1	4	1	2	1	8-bit/16-bit/ISA 32-bit PCI x4	5V	0°C-60°C