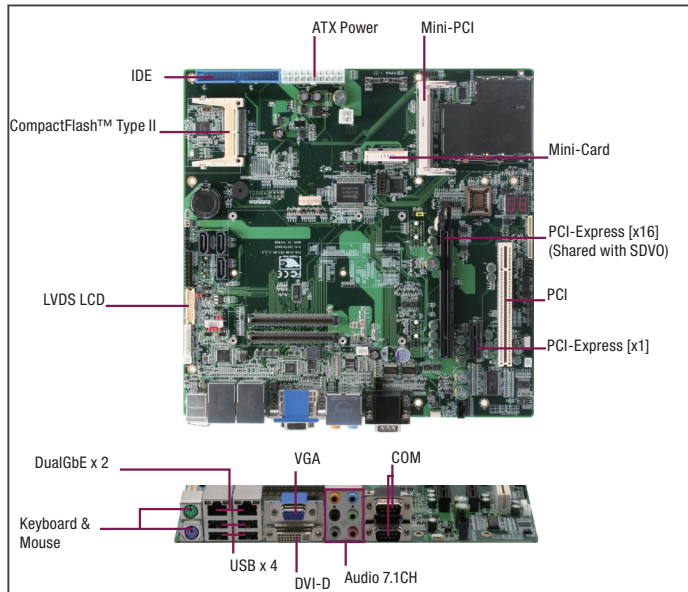


## COM Express Carrier Board for PICMG COM.0 R2.0 Type 2



## Features

- Supports COM Express Module Rev. 2.0 Pin-out Type 2
- Supports Gigabit Ethernet, RJ-45 x 2
- VGA/ DVI-D Connector
- 7.1 Channel Audio
- PATA Connector x 1, SATA Port x 3 (4), CompactFlash™ Type 2 Slot x 1
- USB Port x 5, COM Port x 2
- PCI-Express [x16] Slot x 1, PCI-Express [x1] Slot x 1, PCI Slot x 1
- Express Card Slot x 1, Mini-PCI Slot x 1, Mini-Card Slot x 1
- AT/ ATX Power Input
- LPC Connector x 1, microATX Form Factor

## Specifications

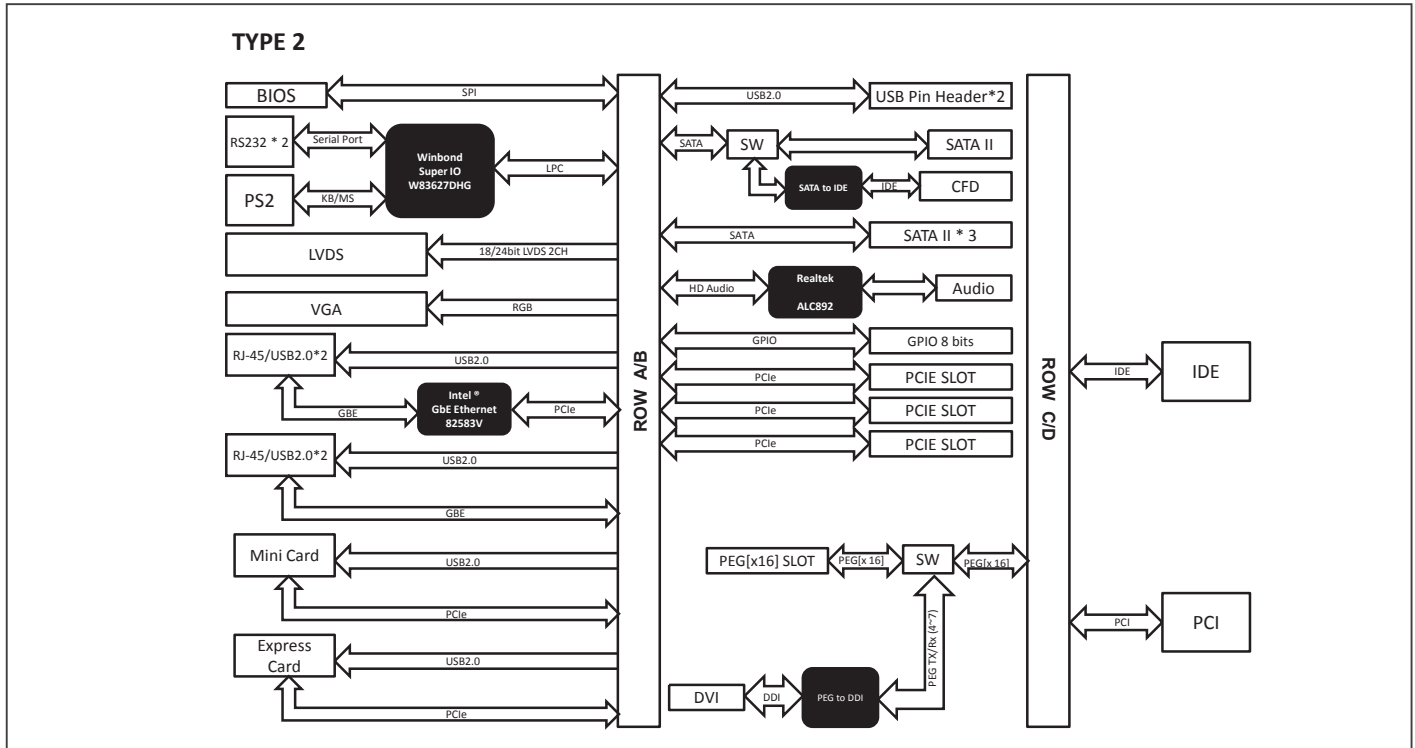
System	
Form Factor	Micro-ATX
COM Express Connector	x2
I/O Chipset	Winbond W83627DHG
Front Panel Control	10-pin (5x2) header
Ethernet	Intel® 82573L, 10/100/1000Base-TX, RJ-45 x 1 10/100 Base-TX or 10/100/1000Base-TX, RJ-45 x 1 (From CPU module)
Expansion Interface	PCI-Express [x1] slot x 1 ( additional 2 for test only) PCI-Express [x16] slot x 1 ==> Add a 3-pin header for SDVO enabled or disabled PCI slot x 1 Mini-PCI slot x 1 Mini-Card slot x 1 Express Card slot x 1
Power Supply Type	AT/ATX
CMOS Battery	RTC battery socket x 1
BIOS	SPI x 1 Firmware Hub x 1 (with DIP Switch for BIOS Selection)
Board Size	9.6" x 9.6"(243.84mm x 243.84mm)
Gross Weight	1.32 lb (0.6 kg)
Operating Temperature	32°F ~ 140°F (0°C ~ 60°C)
Storage Temperature	-40°F ~ 176°F (-40°C ~ 80°C)
Operating Humidity	0% ~ 90% relative humidity, non-condensing
MTBF (Hours)	77,000
Display	
DVI/CRT	DVI 29-pin + DB 15-pin stack-type connector
LVDS	30-pin (15 x 2) Dual-Channel LVDS connector x 1
SDVO	40pin (20 x 2) SDVO connector x 1
I/O	
Storage	40-pin PATA connectorx1 SATA 3.0 Gb/s x 3 CompactFlash™ Type 2 slot x 1
Serial Port	RS-232 Port x 1 RS-232/422/485 Port x 1
USB	Type-A connector x 4
PS/2 Port	x 1
Digital I/O	Supports 8-bit (Programmable)
Audio	Audio jack x 6, Supports 7.1 channel audio Audio Codec: Realtek ALC888 Buzzer x 1
Switch/Button	Power button x 1 Reset button x 1



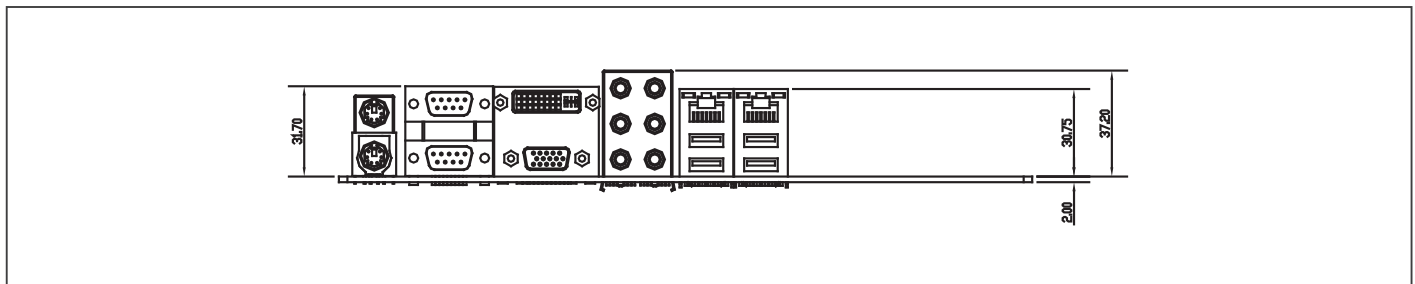
## Packing List

- **9681916M00**  
Cable Kit
  - 1701400453 IDE Cable x 1
  - 1709070500 SATA Cable x 1
  - 1702150150 SATA Power Cable x 1
  - 1701100207 COM Port Cable x 1
  - S1DD308042 Copper Stud x 1
  - S1DC002510 Nut x 1
- Quick Installation Guide
- ECB-916M Rev. B11

## Block Diagram Unit: mm



## Dimension Unit: mm



## Ordering Information

- **TF-ECB-916M-B11-01**  
COM Express Carrier Board, Micro-ATX, Dual LAN, PCI-Express, W/ Type1 Convert Board, AT/ATX, Rev. B1.1
- **Note: For COM-BYTC2 Series**