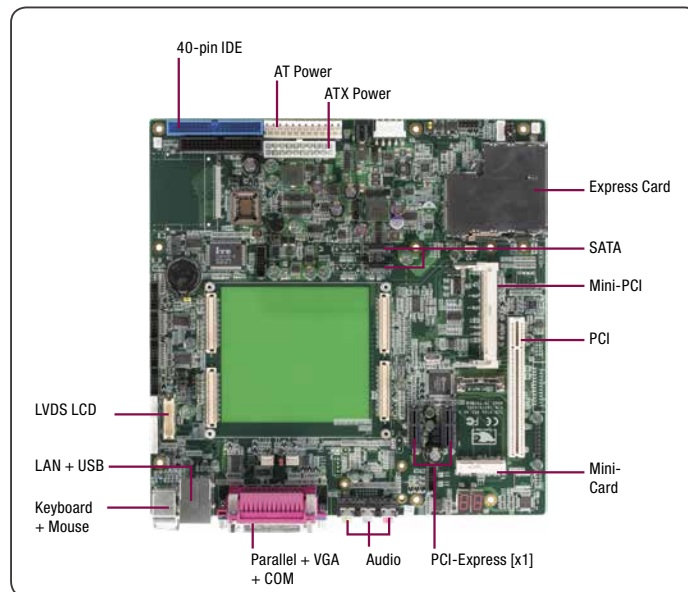


# 07 ECB-910M

XTX/ETX Carrier Board

## XTX Carrier Board



## Features

- Supports XTX Module
- 10/100Base-TX Ethernet, RJ-45 x 1
- VGA, LVDS Connector
- 5.1 Channel Audio (Optional)
- PATA Connector x 1, SATA Port x 2
- USB Port x 3, COM Port x 4
- PCI-Express [x1] Slot x 2, PCI Slot x 1
- Express Card Slot x 1, Mini-PCI Slot x 1, Mini-Card Slot x 1, LPC Connector x 1
- AT/ ATX Power Input
- MicroATX Form Factor



## Specifications

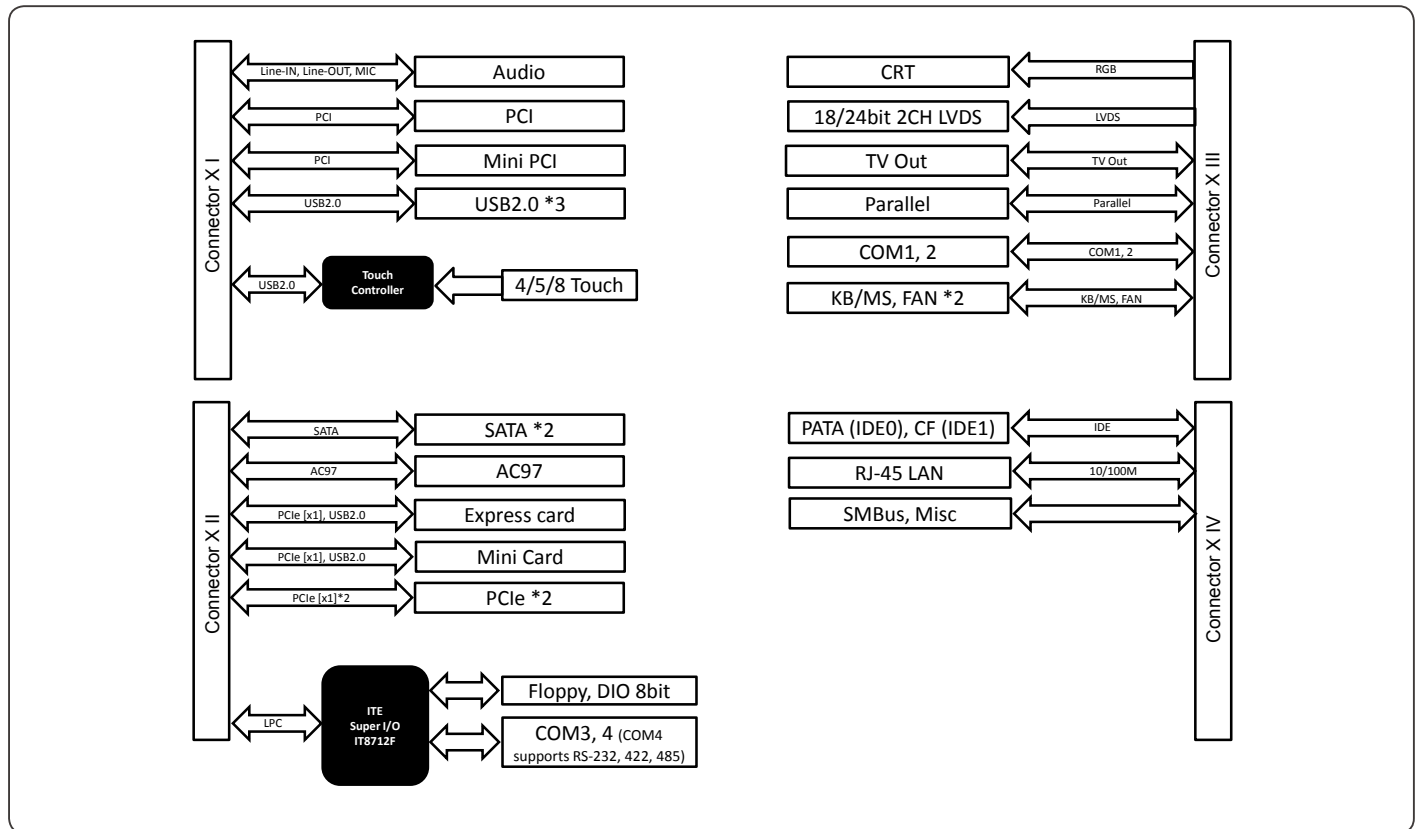
System	
Form Factor	MicroATX
I/O Chipset	ITE IT8712KX
Ethernet	10/100Base-TX, RJ-45 x 1
Expansion Interface	PCI-Express [x1] Slot x 2 PCI Slot x 1 Express Card slot x 1 Mini-PCI slot x 1 Mini-Card slot x 1 LPC Connector x 1
Power Supply Type	AT/ ATX
Board Size	9.6" x 9.6" (243.8mm x 243.8mm)
Gross Weight	1.32 lb (0.6 kg)
Operating Temperature	32°F ~ 140°F (0°C ~ 60°C)
Storage Temperature	-40°F ~ 176°F (-40°C ~ 80°C)
Operating Humidity	0% ~ 90% relative humidity, non-condensing
MTBF (Hours)	60,000
Display	
VGA	DB15 connector x 1
LVDS	30-pin (15x2) dual-channel LVDS connector x 1
I/O	
Storage	PATA connector x 1 SATA Port x 2
Serial Port	RS-232 port x 3 (9-pin D-Sub connector x 1 + 5x2-pin box header x 2) RS-232/422/485 port x 1 (5x2-pin box header)
Parallel Port	DB25 connector x 1, supports SPP/ EPP/ ECP mode
USB	Type A connector x 2, Wafer x 1
PS/2 Port	Keyboard x 1, Mouse x 1
Digital I/O	Supports 8-bit (Programmable)
IrDA	One IrDA Tx/Rx header
Audio	Audio jack, supports 5.1 channel audio

## Packing List

- 9681910M00  
Cable Kit
  - 1701400453 IDE Cable x 1
  - 1709070780 SATA Cable x 1
  - 1701340704 FDD Cable x 1
  - 1701100207 FPC x 1
- Quick Installation Guide
- ECB-910M

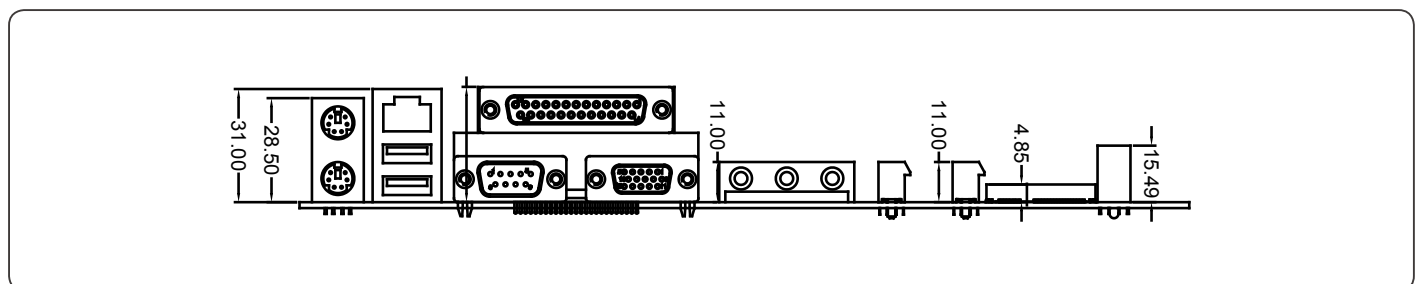
# ECB-910M

## Block Diagram



## Dimension

Unit: mm



## Ordering Information

- TF-ECB-910M-A10**

XTX Carrier Board, LAN, Audio, 4 COM, USB, PCI-E, 2 SATA, AT/ATX, Rev. A1.0