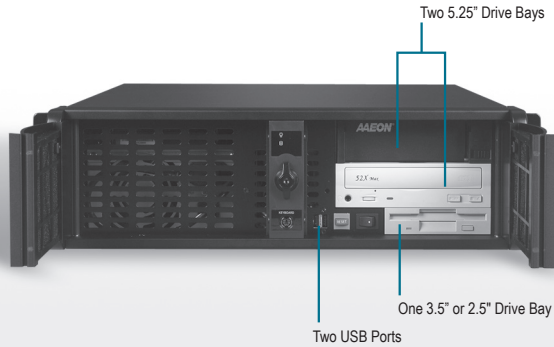


# ARC-635M

## 3U Rackmount Chassis, Industrial Main Board Support

04

Industrial Chassis - Rackmount




### Features

- 3U Height 19" Rackmount Chassis
- System Fan x 2 For CPU and Hard Disk Drive Temperature Control
- Standard Motherboard ATX, Micro ATX Form Factors
- Standard PS2 AT/ATX Power Supply
- 5.25" x 2 and 3.5" x 1 or 2.5" Front Accessible Disk Drive Bays
- Internal 3.5" Disk Drive Bays For Hard Disk x 5
- Dual Lockable Front Doors For Protecting The Running System
- USB Port x 2 On Front Panel




### Specifications

System	
Construction	1.2mm SECC Zinc-Coated Steel (Japanese Manufactured)
Storage	External: 3.5" Floppy Disk Drive x 1 5.25" CD-ROM or Removable Hard Disk Drive x 2
	Internal: 3.5" Hard Disk Drive Bay x 5
System Fan	8 cm/ 6 cm ball bearing Fan On Rear Side x 1
Front Panel	Power ON/OFF Switch x 1 Reset Button x 1 Power ON LED x 1 Hard Disk Drive Active LED x 1 USB Ports x 2
Rear Panel	AT Keyboard Connector x 1 Reserved Cut-out for DB-25 Connector x 1
Color	Black
Dimensions	19" (W) x 20.8" (D) x 5.2" (H) (482mm x 528mm x 132mm)
Carton Size	21.3" (W) x 26" (D) x 9.3" (H) (541mm x 660mm x 236mm)
Net Weight	22 lb (10kg)
Gross Weight	26.4 lb (12kg)
Environmental	
Operating Temperature	32°F ~ 122°F (0°C ~ 50°C)
Storage Temperature	-4°F ~ 176°F (-20°C ~ 80°C)
Operating Humidity	10 ~ 90%
Storage Humidity	10 ~ 90% @ 40°C, non-condensing
Vibration	0.5G / 5 ~ 500Hz / operation (2.5" Hard Disk Drive)
	1.5G / 5 ~ 500Hz / non operation
Shock	15G peak acceleration (11 m sec. duration), operation
	30G peak acceleration (11 m sec. duration), non operation
EMC	CE/FCC Class A

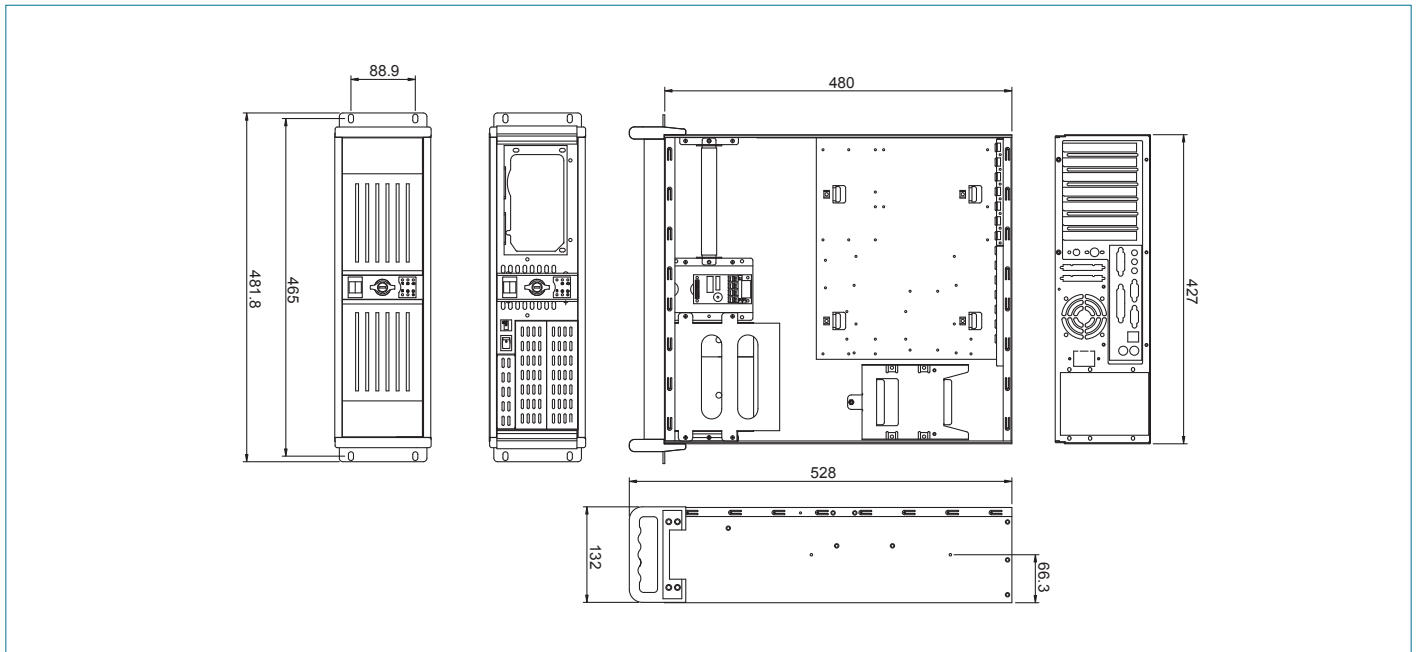


PS/2 Power/ One 3.5" Drive Bay      4 Internal 3.5" Hard Drives



# ARC-635M

**Dimension** Unit: mm



## Power Supply Options

P/N	TYPE	PFC Support	Input Voltage	Watt	Size
TF-PW-S300-S-00	ATX	Passive PFC	Switch 115/230V	300W	PS2
TF-PW-Z350-A-01	ATX	Active PFC	Auto 115-230V	350W	PS2
TF-PW-Z350-A-00	ATX	Active PFC	Auto 115-230V	350W	PS2
TF-PW-Z400-A-01	ATX	Active PFC	Auto 100-240V	400W	PS2

## Industrial Motherboard Options

CPU Card	CPU Level	Remark
TF-IMBA-910	Socket LGA775, Pentium® D/ Core™ 2 Duo CPU up to 2.66GHz (533/800/1066 MHz)	Recommend with Min 300W Power Supply
TF-IMBA-880	Socket LGA775, Pentium® 4/ Celeron® D CPU up to 3.8GHz (533/800/1066 MHz)	Recommend with Min 300W Power Supply
TF-IMBM-935	Socket LGA775, Core™ 2 Duo/ Core™ 2 Quad CPU up to 2.66GHz (800/1066 MHz)	Recommend with Min 300W Power Supply
TF-IMBM-700	VIA C7 1.0GHz onboard (FSB 400MHz)	

## Ordering Information

P/N	Description	Remark
TF-ARC-635M-B	Rackmount 3U Chassis, Bare for Motherboard & Power PS2, PS_SW (ATX), Black	
TF-ARC-635M-B02	Rackmount 3U Chassis, Bare for Motherboard & Power, 2 USB, PS2, ATX Power , Door White, Color: Black	
TF-ARC-635M-B03	Rackmount 3U Chassis, Bare for Motherboard & Power, 3 HDD Bay, PS2, ATX Power , Door: White, Color: Black	PW-L460-A-00 only