

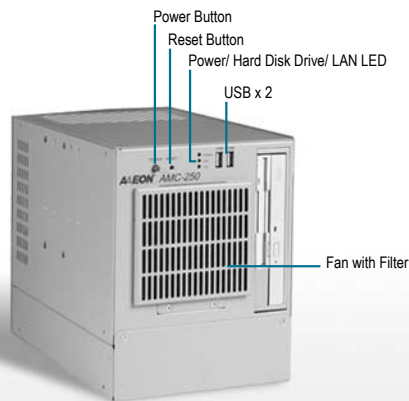


## ■ 5-Slot Wallmount Chassis, Half-Size CPU Cards Support



## Features

- 5-Slot Wallmount Chassis
- 5-Slot PCI Bus Passive Backplanes
- Standard Flex Power Supply Or 1U ATX Power Up To 180W
- Front Panel 3.5" Disk Drive Bay x 1 For Floppy Disk Drive
- Front Panel 5.25" Disk Drive Bay x 1 For Slim CD-ROM + Floppy
- Internal 3.5" Or 2.5" Disk Drive Bay x 1
- USB Port x 2 (On Front Panel)



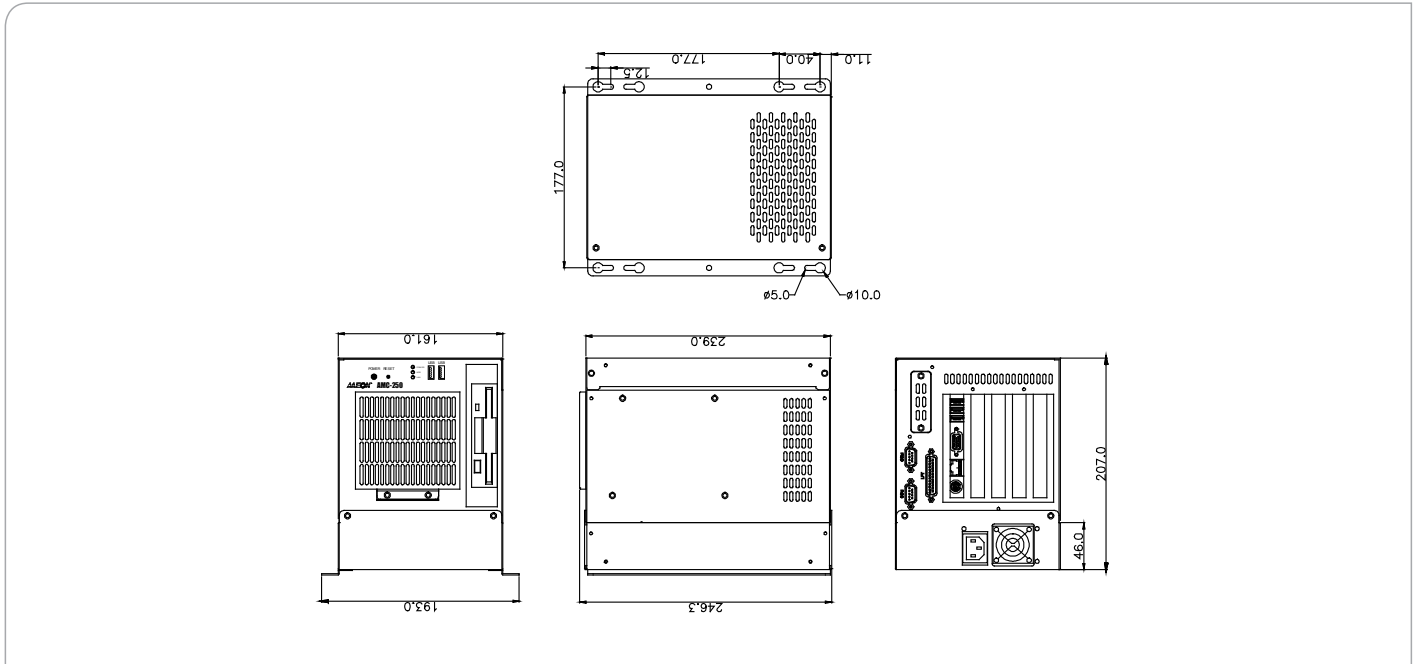
## Specifications

System	
Construction	Heavy-duty Steel
Storage	External: 3.5" Floppy Disk Drive x 1 or 5.25" Slim CD-ROM + Floppy x 1 Internal: 3.5" or 2.5" Hard Disk Drive Bay x 1
System Fan	8 cm Ball Bearing Fan with Removable Filter x 1
Front Panel	Power Button x 1 Reset Button x 1 Power LED x 1 Hard Disk Drive Active LED x 1 LAN LED x 1 USB Port x 2
Rear Panel	Reserved Cut-out for DB-25 connector x 1 Reserved Cut-out for DB-9 connector x 2
Color	White
Dimensions	6.3" (W) x 9.7" (D) x 8.1" (H) (161mm x 246.3mm x 207mm)
Carton Size	10.6" (W) x 13.0" (D) x 13.2" (H) (270mm x 330mm x 335mm)
Net Weight	12.1 lb (5.5 kg)
Gross Weight	13.9 lb (6.3 kg)
Environmental	
Operating Temperature	32°F ~ 122°F (0°C ~ 50°C)
Storage Temperature	-4°F ~ 176°F (-20°C ~ 80°C)
Operating Humidity	10 ~ 80%
Storage Humidity	10 ~ 80% @ 40°C, non-condensing
Vibration	0.5G/ 5 ~ 500 Hz/ operation (2.5" Hard Disk Drive) 1.5G/ 5 ~ 500 Hz/ non operation
Shock	10G peak acceleration (11 m sec. duration), operation 20G peak acceleration (11 m sec. duration), non operation
EMC	CE/FCC Class A

# AMC-250

## Dimension

Unit: mm



## Power Supply Options

P/N	TYPE	PFC Support	Input Voltage	Watt	Size
TF-PW-H150-A-00	ATX	Active PFC	Auto 115/230V	150W	1U (18.5cm)
TF-PW-F180-A-00	Flex ATX	Active PFC	Auto 100-240V	180W	1U (15cm)
TF-PW-F200-A-00	Flex ATX	Active PFC	Auto 100-240V	200W	1U (15cm)

## Passive Backplane Options

P/N	Description	Master Interface	Slots	Power Connector, ATX Extend Function
TF-BP-205SP-P4	Wallmount, PCI, 5-Slot Backplane, 4 PCI, Single Segment, ATX (use 15cm Flex ATX power supply only)	PCI	4/0/1 (PCI/ISA/PICMG_PCI)	AT, ATX, 3-pin ATX extend
TF-BP-204SI	Wallmount, ISA, 4-Slot Backplane, 4 ISA, Single Segment, AT	ISA	0/4/0 (PCI/ISA/PICMG)	AT
TF-BP-204SS-P1	Wallmount, PISA, 4-Slot Backplane, 1 PCI/ 2 ISA, Single Segment, AT/ATX	PCISA	1/2/2 (PCI/ISA/PISA)	AT
TF-BP-204SS-P2	Wallmount, PISA, 4-Slot Backplane, 2 PCI/ 1 ISA, Single Segment, AT	PCISA	1/1/1/1 (PCI/ISA/PISA/PICMG_PCI)	ATX, 6-pin ATX extend
TF-BP-204SP-P3	Wallmount, PCI, 4-Slot Backplane, 3 PCI, Single Segment, AT/ATX, Bulk Pack	PCI	3/0/1 (PCI/ISA/PICMG_PCI)	ATX, 3-pin ATX extend

## CPU Cards Options

Model/Name	Description	Master Interface
TF-HSB-965P	Socket 478, Core™ 2 Duo (533/667/800 MHz)	PCI
TF-HSB-945P	Onboard Intel® N270 1.6 GHz	PCI
TF-HSB-811P	Onboard Celeron® M (600 MHz); Socket 479 P-M (1.2 GHz)/ Celeron® M (900 MHz)	PCI
TF-HSB-800P	Onboard Intel® AMD LX 800 Processor	PCI
TF-HSB-910I	Onboard Celeron® M (600 MHz)(400 MHz)	ISA
TF-HSB-800I	Onboard Intel® AMD LX 800 Processor	ISA
TF-HSB-668I	Onboard VIA CoreFusion 533 MHz CPU	ISA
TF-HSB-813S	Socket 479 P-M (2.0 GHz)/ Celeron® M (900 MHz)	PCISA

## Ordering Information

Model/Name	Description	Remark
TF-AMC-250-W	Wallmount, 5-Slot Chassis Bare for Flex Power(15cm), PS_SW (AT/ATX), White	Flex ATX Power
TF-AMC-250-W-01	Wallmount, 5-Slot Chassis Bare, for 1U Power(18cm), PS_SW (AT/ATX), White	1U Power