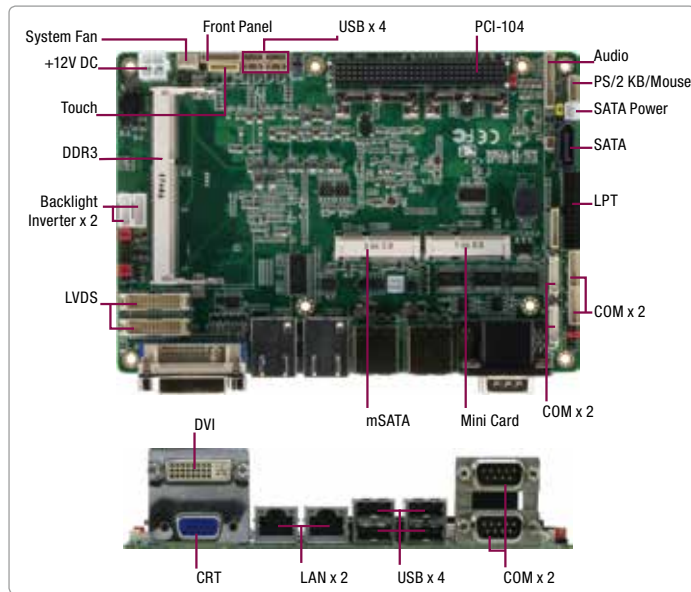


EPIC-HD07

EPIC Board with Onboard AMD G Series Dual/Single Processor



Features

- Onboard AMD G Series T56N/T44R/T40R Dual/Single Processor
- AMD G Series CPU + A55E
- DDR3 1066/1333MHz SODIMM, Up to 4GB
- Gigabit Ethernet x 2, RJ-45 x 2
- Up to 24-bit Dual-Channel LVDS LCD, CRT, DVI-I (Optional)
- 2CH HD Audio
- SATA 3.0Gb/s x 1, mSATA Slot x 1
- USB 2.0 x 8, COM x 6, 16-bit Digital I/O
- Mini Card x 1, PCI-104 x 1 (Co-lay with LPT)
- +12V, AT/ATX
- CPU and PCH On Solder Side For Easy System Integration
- Supports AAEON SDK Utility: Hi-Safe

Specifications

System	
Form Factor	EPIC
Processor	AMD G series T56N/T44R/T40R Dual/ Single Core 1GHz, up to 1.65GHz
System Memory	204-pin DDR3 1066/1333MHz SODIMM, up to 4GB
Chipset	AMD A55E
I/O Chipset	Fintek 81866D
Ethernet	Realtek 8111E, Gigabit Ethernet, RJ-45 x 2
BIOS	UEFI
Wake On LAN	Yes
Watchdog Timer	Generates a time-out system reset
H/W Status Monitoring	Supports Power Supply Voltage, FAN Speed and Temperature Monitoring
Expansion Interface	PCI-104 x 1, Mini Card x 1, mSATA x 1 16-pin DIO 8 in/ 8 out
Battery	Lithium battery
Power Requirement	+12V, AT/ATX (default)
Power Consumption (Typical)	AMD® G-series T56N 1.65GHz, DDR3 4G, 1.64A@+12V
Board Size	4.5" x 6.5" (115mm x 165mm)
Gross Weight	1.2 lb (0.5 Kg)
Operating Temperature	32°F ~ 140°F (0°C ~ 60°C)
Storage Temperature	-40°F ~ 176°F (-40°C ~ 80°C)
Operating Humidity	10%~80% relative humidity, non-condensing
MTBF (Hours)	52,000
Display	
	Supports CRT/LCD/DVI simultaneous/Dual view displays
Chipset	AMD G series CPU integrated
Memory	Shared system memory up to 384MB
Resolutions	2560 x 1600 T56N (18W) 1920 x 1200 T44R/T40R (9W/5.5W) 1920 x 1200 for DVI 1920 x 1200 for Dual-Channel LVDS 1400 x 1050 for single channel LVDS
LCD Interface	24-bit single channel LVDS x 1 24-bit dual-channel LVDS x 1
I/O	
Storage	SATA 3.0Gb/s x 1, mSATA x 1
Serial Port	RS-232 x 5, RS-232/422/485 x 1 (COM 2)
Parallel Port	SPP/EPP/ECP x 1
USB	USB 2.0 x 8
PS/2 Port	Keyboard x 1, Mouse x 1
Digital I/O	Support 16-bit(Programmable)
Audio	Line-in/Line-out/Mic-in
Touch Screen	Supports 4/5-wire resistive touch screen (optional)



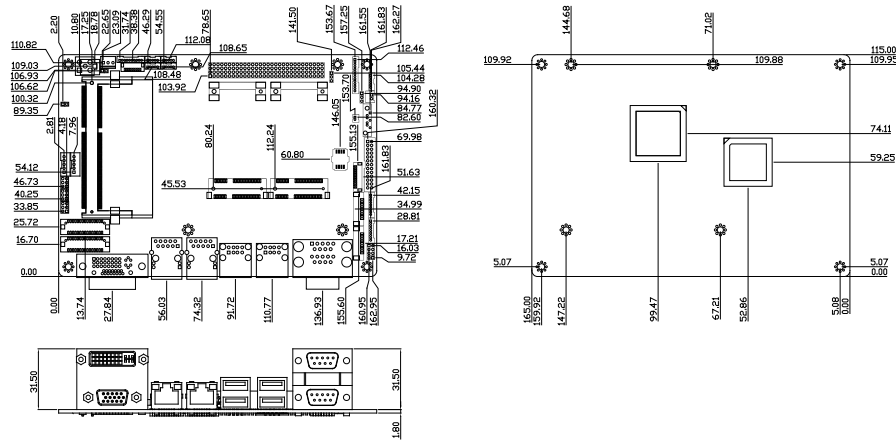
Packing List

- 9681945700
Cable Kit
- 1709070500
SATA Cable
- 1702150155
SATA Power Cable
- 9657666600
Jumper Cap
- Product DVD
- EPIC-HD07 with Heat spreader

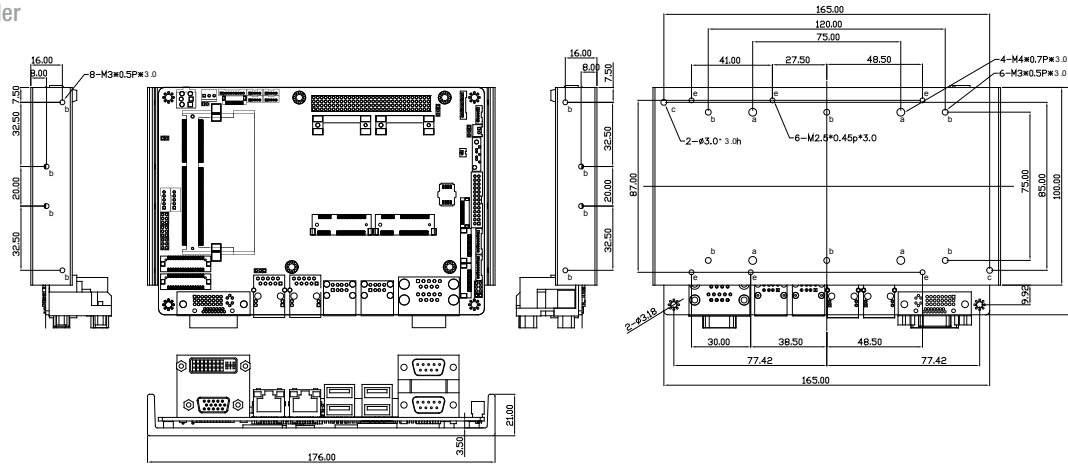
EPIC-HD07

Dimension

Unit: mm



Heat Spreader



Ordering Information

Part Number	CPU	Fan/Fanless	Display	LVDS	Storage	LAN	USB	RS-232	RS-232/422/485	Expansion Slot	Power	Temp
TF-EPIC-HD07-A10	T56N	Heat Spreader	CRT + LVDS1 CRT + LVDS2	LVDS1 24b, 1CH LVDS2 24b, 2CH	SATA x 1 mSATA x 1	GbE x 2	8	5	1	PCI-104 x 1 Mini Card x 1	+12V, AT/ATX	0°C ~ 60°C
TF-EPIC-HD07-A10-01	T44R	Fanless	CRT + LVDS1 CRT + LVDS2	LVDS1 24b, 1CH LVDS2 24b, 2CH	SATA x 1 mSATA x 1	GbE x 2	8	5	1	PCI-104 x 1 Mini Card x 1	+12V, AT/ATX	0°C ~ 60°C
TF-EPIC-HD07-A10-02	T40R	Fanless	CRT + LVDS1	LVDS1 24b, 1CH	SATA x 1	GbE x 2	8	4	1	Mini Card x 1	+12V, AT/ATX	0°C ~ 60°C

Optional Accessories

- M10HD07000**
 (TF) Metal, Al, Heat Spreader, 176 x 100 x 21mm, Rev.0.0, for EPIC-HD0
- 1701260200**
 (TF) Flat Cable, 25P D-SUB FEMALE, 26P 2.00mm Pitch Housing, 20cm
- 1700060155**
 (TF) KB & PS/2 Mouse CABLE, 1 x 6P Pitch=1.25mm Housing, 15cm
- 1701010150**
 (TF) Flat Cable, 1 x 10P Pitch=1.25mm Housing, 15cm
- 1700050207**
 (TF) USB Cable, 1 x 5P Pitch=1.25mm Housing, 20cm
- 1701090150**
 (TF) Flat Cable, D-Sub 9(M), 9P Housing, 9P 1.25mm pitch Housing, 15cm
- 1702150155**
 (TF) Power Cable, 15P SATA (F), 2P 2.0mm Housing (PH), 15cm
- 1701150510**
 (TF) Audio Cable, 1 x 14P Pitch=1.25mm Housing, 51cm